

WASC Z269

WAI 0619

NITRO EXPLOSIVES
A PRACTICAL TREATISE

by P. Gerald Sanford

1896

NITRO-EXPLOSIVES



P. GERALD SANFORD

Cornell University Library

BOUGHT WITH THE INCOME
FROM THE
SAGE ENDOWMENT FUND
THE GIFT OF
Henry W. Sage
1891

A. 100033


8/2/97

Cornell University Library
arV19185

Nitro-explosives;



3 1924 031 217 395
olin,anx




Cornell University
Library

The original of this book is in
the Cornell University Library.

There are no known copyright restrictions in
the United States on the use of the text.

<http://www.archive.org/details/cu31924031217395>

NITRO-EXPLOSIVES.



DANGER BUILDING SHOWING PROTECTING MOUNDS. (See page 6.)

NITRO-EXPLOSIVES

A PRACTICAL TREATISE

CONCERNING THE

*PROPERTIES, MANUFACTURE, AND ANALYSIS OF
NITRATED SUBSTANCES, INCLUDING THE FULMINATES,
SMOKELESS POWDERS, AND CELLULOID*

BY

P. GERALD SANFORD, F.I.C., F.C.S.

*Member of the Society of Public Analysts; Consulting Chemist to the Cotton Powder
Company Limited; late Resident Chemist at the Guncotton Works,
Stowmarket, and the Dynamite Works, Hayle, Cornwall*



LONDON
CROSBY LOCKWOOD AND SON
7 STATIONERS' HALL COURT, LUDGATE HILL
1896.

TO MY FATHER,
AS A TOKEN OF AFFECTION AND RESPECT.

P R E F A C E.



I N compiling the following treatise, my aim has been to give a brief but thoroughly practical account of the properties, manufacture, and methods of analysis of the various nitro-explosives now so largely used for mining and blasting purposes and as propulsive agents ; and it is believed that the account given of the manufacture of nitroglycerine and of the gelatine dynamites will be found more complete than in any similar work yet published in this country.

For many of the facts and figures contained in the chapter on Smokeless Powders I am indebted to (amongst others) the late Mr J. D. Dougall and Messrs A. C. Ponsonby and H. M. Chapman, F.C.S. ; and for details with regard to Roburite to Messrs H. A. Krohn and W. J. Orsman, F.I.C. To these gentlemen my cordial thanks are due. Among the authorities which have been consulted in the general preparation of the work

may be mentioned the *Journals* of the Chemical Society, the Society of Chemical Industry, the United States Naval Institute, and the Royal Artillery Institution. I have also referred to several volumes of the periodical publication *Arms and Explosives*; to various papers by Sir Frederick Abel, Bart., F.R.S., and General Wardell, R.A., on Gun-Cotton; to "Modern Artillery," by Capt. Lloyd, R.N., and A. G. Hadcock, R.A.; to the late Colonel Cundill's "Dictionary of Explosives"; as well as to the works of Messrs Eissler, Berthelot, and others.

The illustrations have been prepared chiefly from my own drawings. A few, however, have been taken (by permission) from the pages of *Arms and Explosives*, or from other sources which are acknowledged in the text.

P. G. S.

THE LABORATORY,
20 CULLUM STREET, E.C.,
May 1896.

TABLE OF CONTENTS.



CHAPTER I.—INTRODUCTION.

	PAGE
The Nitro-Explosives—Substances that have been Nitrated—The Danger Area—Systems of Professors Lodge, Zenger, and Melsens for the Protection of Buildings from Lightning, &c. -	1-18

CHAPTER II.—NITRO-GLYCERINE.

Properties of Nitro-Glycerine—Manufacture—Nitration—Separation—Washing and Filtering—Drying, Storing, &c.—The Waste Acids—Nitric Acid Plants -	19-42
--	-------

CHAPTER III.—DYNAMITE.

Kieselguhr Dynamite — Classification of Dynamites — Properties and Efficiency of Ordinary Dynamite — Other Forms of Dynamite—Gelatine and Gelatine Dynamites, Suitable Gun-Cotton for, and Treatment of—Other Materials Used—Composition of Gelignite—Blasting Gelatine—Gelatine Dynamite—Absorbing Materials—Wood Pulp—Potassium Nitrate, &c.—Manufacture, &c.—Apparatus Used—The Properties of the Gelatine Compounds—Cordite—Composition and Manufacture	43-66
---	-------

CHAPTER IV.—NITRO-CELLULOSE, &c.

Cellulose—Properties—Discovery of Gun-Cotton—Properties of Gun-Cottons — Varieties of — Soluble and Insoluble Gun-Cottons—Manufacture of Gun-Cotton—Dipping and Steeping — Whirling Out the Acid—Washing, Boiling, Pulping, Compressing — The Waltham Abbey Process — Le Bouchet Process — Granulation of Gun-Cotton — Collodion-Cotton—Manufacture — Acid Mixture Used — Cotton Used, &c.—Nitrated Gun-Cotton — Tonite—Dangers in Manufacture of Gun-Cotton—Trench's Fire-Extinguishing Compound—Uses of Collodion-Cotton—Celluloid—Manufacture, &c.—Nitro-Starch, Nitro-Jute, and Nitro-Mannite -	67-129
---	--------

	PAGE
CHAPTER V.—NITRO-BENZOL, ROBURITE, BELLITE, PICRIC ACID, &c.	
Explosives derived from Benzene—Toluene, Nitro-Benzene, Di- and Tri-Nitro—Roburite: Properties and Manufacture— Bellite: Properties, &c.—Securite—Tonite No. 3—Nitro- Toluene—Nitro Naphthalene—Ammonite—Sprengel's Explosives—Picric Acid—Picrates—Picric Powders— Melinite—Abel's Mixture—Brugère's Powders.	
THE FULMINATES.	
Composition, Formula, Preparation, Danger of, &c.—Detonators: Sizes, Composition, Manufacture—Fuses, &c.	130-164
CHAPTER VI.—SMOKELESS POWDERS IN GENERAL.	
Cordite—Ballistite—Schultze's E.C. Powder—J.B. Powder— Indurite—Vielle Poudre—Rifleite—Cannonite—Walsrode and Coopaal Powders—Amberite—Troisdorf—Maximite— Picric Acid Powders, &c. &c.	165-191
CHAPTER VII.—ANALYSIS OF EXPLOSIVES.	
Kieselguhr Dynamite—Gelatine Compounds—Tonite—Cordite— Vaseline—Acetone—Allen's Scheme for Analysis of Ex- plosives—Nitro-Cotton—Solubility Test—Non-Nitrated Cotton—Alkalinity—Ash and Inorganic Matter—Deter- mination of Nitrogen—Lungé, Champion and Pellet's, Schultze- Tieman, and Kjeldahl's Methods—Celluloid—Picric Acid and Picrates—Resinous and Tarry Matters—Sulphuric Acid and Hydrochloric Acid and Oxalic Acid—Nitric Acid— Inorganic Impurities—General Impurities and Adulterations— Potassium Picrate, &c.—Picrates of the Alkaloids—Analysis of Glycerine—Residue—Silver Test—Nitration Total Acid Equivalent—Neutrality—Free Fatty Acids—Combined Fatty Acids—Impurities—Oleic Acid—Sodium Chloride— Determination of Glycerine—Waste Acids—Sodium Nitrate— Mercury Fulminate—Table for Correction of Volumes of Gases, for Temperature and Pressure	192-231
CHAPTER VIII.—FIRING POINT OF EXPLOSIVES.	
Horsley's Apparatus—Table of Firing Points—The Government Heat Test—Apparatus, &c., for Dynamites, Nitro-Glycerine, Nitro-Cotton, and Smokeless Powders—Liquefaction and Exudation Tests—Page's Regulator for Heat Test Apparatus— Specific Gravities of Explosives—Table of Temperature of Detonation, Sensitiveness, &c.	232-245

CHAPTER IX:—THE DETERMINATION OF THE
RELATIVE STRENGTH OF EXPLOSIVES.

Effectiveness of an Explosive—High and Low Explosives—Theoretical Efficiency—MM. Roux and Sarrau's Results—Abel and Noble's—Nobel's Ballistic Test—The Mortar—Pressure or Crusher Gauge—Lead Cylinders—The Foot-Pounds Machine—Noble's Pressure Gauge—Lieut. Walke's Results—Calculation of Pressure Developed by Dynamite and Gun-Cotton—M'Nab's and Ristori's Results of Heat Developed by the Explosion of Various Explosives—Composition of some of the Explosives in Common Use—Blasting, &c.	246-264
INDEX	265-270

LIST OF ILLUSTRATIONS.

FIG.		PAGE
	FRONTISPIECE—Danger Building showing Protecting Mounds.	
1.	Section of Nitro-Glycerine Conduit	7
2.	Melsens System of Lightning Conductors	11
3.	French System -	12
4a & 4b.	English Government System	13
5.	Upper Portion of Nitrator for Nitro-Glycerine	27
6.	Small Nitrator	31
7.	Nitro-Glycerine Separator -	32
8.	Nitro-Glycerine Filtering Apparatus	34
9a & 9b.	Messrs Werner & Pfeleiderer's Mixing Machine	57
10a.	M'Roberts' Mixing Machine for Blasting Gelatine	58
10b.	Plan of same	59
11.	Cartridge Machine for Gelatines	61
12.	Cotton-Waste Drier	79
13.	Dipping Tank -	81
14.	Hydro-Extractor or Centrifugal Drier	82
15.	Steeping Pot for Gun-Cotton -	83
16a & 16b.	Gun-Cotton Beater	85

FIG.	PAGE
17 <i>a</i> . Poacher for Pulping Gun-Cotton	86
17 <i>b</i> . Plan of same -	87
17 <i>c</i> . Another Form of Poacher	87
18. Trench's Safety Cartridge	104
19. Vessel used in Nitrating Paper	113
20. Cage ditto—White & Schupphous' Apparatus	113
21. Do. Do. Do.	113
22 <i>a</i> & 22 <i>b</i> . Nitrating Pot for Celluloid	114
23. Plunge Tank	114
24. Cartridge Fitted with Fuse and Detonator -	163
25. Gun-Cotton Primer	164
26. Electric Firing Apparatus -	164
27. Curve showing relation between Pressures of Cordite and Black Powder, by Professor Vivian Lewes	170
28. Target Shot with Rifleite	177
29. Bullets do.	178
30. Lungé's Nitrometer	207
31. Modified do.	210
32. Horn's Nitrometer	210
33 <i>a</i> . Schultze-Tieman Apparatus for Determination of Nitrogen in Gun-Cotton	213
33 <i>b</i> . Decomposition Flask for Schultze-Tieman Method	214
34. Abel's Heat Test Apparatus	234
35. Apparatus for Separation of Nitro-Glycerine from Dynamite -	237
36. Test Tube arranged for Heat Test -	238
37 <i>a</i> . Page's Regulator	242
37 <i>b</i> . Do. showing Bye-Pass and Cut-off Arrangement	243
38. Dynamite Mortar	249
39 <i>a</i> . Quinan's Pressure Gauge -	251
39 <i>b</i> . Steel Punch and Lead Cylinder for Use with Pressure Gauge -	251
40. Micrometer Calipers for Measuring Thickness of Lead Cylinders	252
41. Section of Lead Cylinders before and after Explosion	254
42. Noble's Pressure Gauge -	254
43. Crusher Gauge -	256

NITRO-EXPLOSIVES.



CHAPTER I.

INTRODUCTORY.

The Nitro-Explosives—Substances that have been Nitrated—The Danger Area—Systems of Professors Lodge, Zenger, and Melsens for the Protection of Buildings from Lightning, &c.

THE manufacture of the various nitro-explosives has made great advances during late years, and the various forms of nitro compounds are gradually replacing the older forms of explosives, both for blasting purposes and also as propulsive agents, under the form of smokeless powders. The nitro-explosives belong to the so-called High Explosives, and may be defined as any chemical compound possessed of explosive properties, or capable of combining with metals to form an explosive compound, which is produced by the chemical action of nitric acid, either alone or mixed with sulphuric acid, upon any carbonaceous substance, whether such compound is mechanically mixed with other substances or not.*

The number of compounds and mixtures included under this definition is very large, and they are of very

* Definition given in Order of Council, No. 1, Explosives Act, 1875.

different chemical composition. Among the substances that have been nitrated are:—Cellulose, under various forms, *e.g.*, cotton, lignin, &c.; glycerine, benzene, starch, jute, sugar, phenol, wood, straw, and even such substances as treacle and horse-dung. Some of these are not made upon the large scale, others are but little used. Those of most importance are nitro-glycerine and nitro-cellulose. The former enters into the composition of all dynamites, and several smokeless powders; and the second includes gun-cotton, collodion-cotton, nitrated wood, and the majority of the smokeless powders, which consist generally of nitro-cotton, nitro-lignin, nitro-jute, &c., &c., together with metallic nitrates, or nitro-glycerine.

The nitro-explosives consist generally of some organic substance in which the NO_2 group, known as nitryl, has been substituted in place of hydrogen.

Thus in glycerine, $\text{C}_3\text{H}_5 \left\{ \begin{array}{l} \text{OH} \\ \text{OH} \\ \text{OH} \end{array} \right.$, which is a trihydric

alcohol, and which occurs very widely distributed as the alcoholic or basic constituent of fats, the hydrogen atoms are replaced by the NO_2 group, to form the highly explosive compound, nitro-glycerine. If one atom only is thus displaced, the mono-nitrate is formed

thus, $\text{C}_3\text{H}_5 \left\{ \begin{array}{l} \text{ONO}_2 \\ \text{OH} \\ \text{OH} \end{array} \right.$; and if the three atoms are displaced,

$\text{C}_3\text{H}_5(\text{ONO}_2)_3$, or the tri-nitrate, is formed, which is commercial nitro-glycerine.

Another class, the nitro-celluloses, are formed from cellulose, $\text{C}_6\text{H}_{10}\text{O}_5$, which forms the groundwork of all vegetable tissues. Cellulose has some of the properties

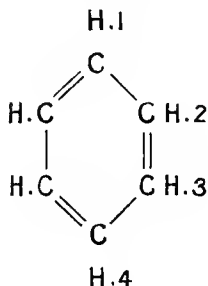
of the alcohols, and forms ethereal salts when treated with nitric and sulphuric acids. The hexa-nitrate, or gun-cotton, has the formula, $C_{12}H_{14}O_4(ONO_2)_6$; and collodion-cotton, pyroxylin, &c., form the lower nitrates, *i.e.*, the tetra- and penta-nitrates. These last are soluble in various solvents, such as ether-alcohol and nitro-glycerine, in which the hexa-nitrate is insoluble. They all dissolve, however, in acetone and acetic ether.

The solution of the soluble varieties in ether-alcohol is known as collodion, which finds many applications in the arts. The hydrocarbon benzene, C_6H_6 , prepared from the light oil obtained from coal-tar, when nitrated forms nitro-benzenes, such as mono-nitro-benzene, $C_6H_5NO_2$, and di-nitro-benzene, $C_6H_4(NO_2)_2$, in which one and two atoms are replaced by the NO_2 group. The latter of these compounds is used as an explosive, and enters into the composition of such well-known explosives as roburite, &c. The presence of nitro groups in a substance increases the difficulty of further nitration, and in any case not more than three nitro groups can be introduced into an aromatic compound, or the phenols. All aromatic compounds with the general formula, $C_6H_4X_2$, give, however, three series. They are called ortho, meta, or para compounds, depending upon the position of the NO_2 groups introduced.

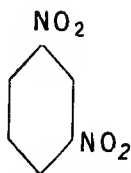
Certain regularities have been observed in the formation of nitro compounds. If, for example, a substance contains alkyl or hydroxyl groups, large quantities of the para compound are obtained, and very little of the ortho. The substitution takes place, however, almost entirely in the meta position, if a nitro, carboxyl, or aldehyde group be present. Ordinary phenol, C_6H_5OH , gives para- and ortho-nitro-phenol; toluene gives para- and ortho-nitro-toluene; but nitro-benzene forms meta-

di-nitro-benzene and benzoic acid, meta-nitro-benzoic acid.*

If the graphic formula of benzene be represented



N^o 1.



META-DINITRO - BENZENE

N^o 2.

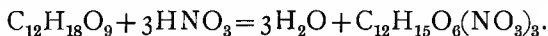
thus (No. 1), then the positions 1 and 2 represent the ortho, 1 and 3 the meta, and 1 and 4 the para compounds. When the body phenol, $C_6H_5.OH$, is nitrated, a compound is formed known as tri-nitro-phenol, or picric acid, $C_6H_2(NO_2)_3OH$, which is used very extensively as an explosive, both as picric acid and in the form of picrates. Another nitro body that is used as an explosive is nitro-naphthalene, $C_{10}H_6(NO_2)_2$, in roburite, securite, and other explosives of this class. The hexa-nitro-mannite, $C_6H_8(ONO_2)_6$, is formed by treating a substance known as mannite, $C_6H_8(OH)_6$, an alcohol formed by the lactic acid fermentation of sugar and closely related to the sugars, with nitric and sulphuric acids. It is a solid substance, and very explosive; it contains 18.58 per cent. of nitrogen.

Nitro-starch has also been used for the manufacture of an explosive. Mühlhauer has described (*Ding. Poly.*

* "Organic Chemistry," Prof. Hjelt. Translated by J. B. Tingle, Ph.D.

Jour., 73, 137-143) three nitric ethers of starch, the tetra-nitro-starch, $C_{12}H_{16}O_6(ONO_2)_4$, the penta- and hexa-nitro-starch. They are formed by acting upon potato starch dried at $100^\circ C$. with a mixture of nitric and sulphuric acids at a temperature of 20° to $25^\circ C$. Rice starch has also been used in its production. Mühlhauer proposes to use this body as a smokeless powder, and to nitrate it with the spent mixed acids from the manufacture of nitro-glycerine. This substance contains from 10.96 to 11.09 per cent. of nitrogen. It is a white substance, very stable and soluble even in cold nitro-glycerine.

The explosive bodies formed by the nitration of jute have been studied by Messrs Cross and Bevan, and also by Mühlhauer. The former chemists give jute the formula $C_{12}H_{18}O_9$, and believe that its conversion into a nitro compound takes place according to the equation—



This is equivalent to a gain in weight of 44 per cent. for the tri-nitrate, and 58 per cent. for the tetra-nitrate. The formation of the tetra-nitrate appears to be the limit of nitration of jute fibre. Messrs Cross and Bevan say, "In other words, if we represent the ligno-cellulose molecule by a C_{12} formula, it will contain four hydroxyl (OH) groups, or two less than cellulose similarly represented." It contains 11.5 per cent. of nitrogen. The jute nitrates resemble those of cellulose, and are in all essential points nitrates of ligno-cellulose.

Nitro-jute is used in the composition of the well-known Coopaal Smokeless Powders. Cross and Bevan are of opinion that there is no very obvious advantage in the use of lignified textile fibres as raw materials for explosive nitrates, seeing that a number of raw materials

containing cellulose (chiefly as cotton) can be obtained at from £10 to £25 a ton, and yield also 150 to 170 per cent. of explosive material when nitrated (whereas jute only gives 154.4 per cent.), and are in many ways superior to the products obtained from jute. Nitro-lignin, or nitrated wood, is, however, largely used in the composition of a good many of the smokeless powders, such as Schultze's, the Smokeless Powder Co.'s products, and others.

The Danger Area.—That portion of the works that is devoted to the actual manufacture or mixing of explosive material is generally designated by the term “danger area,” and the buildings erected upon it are spoken of as “danger buildings.” The best material of which to construct these buildings is of wood, as in the event of an explosion they will offer less resistance, and will cause much less danger than brick or stone buildings. When an explosion of nitro-glycerine or dynamite occurs in one of these buildings, the sides are generally blown out, and the roof is raised some considerable height, and finally descends upon the blown-out sides. If, on the other hand, the same explosion had occurred in a strong brick or stone building, the walls of which would offer a much larger resistance, large pieces of brickwork would probably have been thrown for a considerable distance, and have caused serious damage to surrounding buildings.

It is also a very good plan to surround all danger buildings with mounds of sand or earth, which should be covered with turf, and of such a height as to be above the roof of the buildings that they are intended to protect (see frontispiece). These mounds are of great value in confining the force of the explosion, and the sides of the buildings being thrown against them are prevented

from travelling any distance. In gunpowder works it is not unusual to surround the danger buildings with trees or dense underwood instead of mounds. This would be of no use in checking the force of explosion of the high explosives, but has been found a very useful precaution in the case of gunpowder.

In Great Britain it is necessary that all danger buildings should be a specified distance apart; a license also must be obtained for each building. The application for a license must give a plan (drawn to scale) of the proposed factory or magazine, and the site, its boundaries, and surroundings, and distance the building will be from any other buildings or works, &c., also the character, and construction of all the mounds, and nature of the processes to be carried on in the factory or building.*

The selection of a site for the danger area requires some attention. The purpose for which it is required, that is, the kind of explosive that it is intended to manufacture, must be taken into consideration. A perfectly

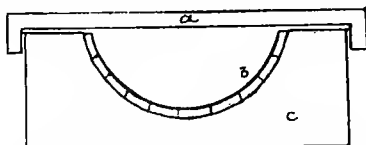


FIG. 1.—SECTION OF NITRO-GLYCERINE CONDUIT :
a, lid; b, lead lining; c, cinders.

level piece of ground might probably be quite suitable for the purpose of erecting a factory for the manufacture of gun-cotton or gunpowder, and such materials, but would be more or less unsuitable for the manufacture of nitro-glycerine, where a number of buildings are required to be upon different levels, in order to allow of the flow of the liquid nitro-glycerine from one building to

* Explosives Act, 38 Vict. ch. 17.

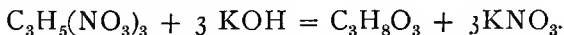
another through a system of conduits. These conduits (Fig. 1), which are generally made of wood and lined with lead, the space between the woodwork and the lead lining, which is generally some 4 or 5 inches, being filled with cinders, connect the various buildings, and should slope gently from one to the other. It is also desirable that, as far as possible, they should be protected by earthwork banks, in the same way as the danger buildings themselves. They should also be provided with covers, which should be whitewashed in hot weather.

A great deal of attention should be given to these conduits, and they should be very frequently inspected. Whenever it is found that a portion of the lead lining requires repairing, before cutting away the lead it should be very carefully washed, for several feet on either side of the portion that it is intended to remove, with a solution of caustic soda or potash dissolved in methylated spirit and water, and afterwards with water alone. This decomposes the nitro-glycerine forming glycerine and potassium nitrate. It will be found that the mixed acids attack the lead rather quickly, forming sulphate and nitrate of lead, but chiefly the former. It is on this account that it has been proposed to use pipes made of guttapercha, but the great drawback to their use is that in the case of anything occurring inside the pipes, such as the freezing of the nitro-glycerine in winter, it is more difficult to find it out, and the condition of the inside cannot be seen, whereas in the case of wooden conduits it is an easy matter to lift the lids along the whole length of the conduit.

The buildings which require to be connected by conduits are of course those concerned with the manufacture of nitro-glycerine. These buildings are—(1) The nitrating house; (2) the separating house; (3) the filter

house ; (4) the secondary separator ; (5) the deposit of washings ; (6) the settling or precipitation house ; and each of these buildings must be on a level lower than the preceding one, in order that the nitro-glycerine or acids may flow easily from one building to the next. These buildings are, as far as possible, best placed together, and away from the other danger buildings, such as the cartridge huts and dynamite mixing houses, but this is not essential.

All danger buildings should be protected by a lightning conductor, or covered with barbed wire, as suggested by Professor Oliver J. Lodge, F.R.S., Professors Zenger, of Prague, and Melsens, of Brussels, and everything possible should be done to keep them as cool as possible in the summer. With this object, they should be made double, and the intervening space filled with cinders. The roof also should be kept whitewashed, and the windows painted over thinly with white paint. A thermometer should be suspended in every house. It is very essential that the floors of all these buildings should be washed every day before the work-people leave. In case any nitro glycerine is spilt upon the floors, after sponging it up as far as possible, the floor should be washed with an alcoholic solution of soda or potash to decompose the nitro-glycerine, which it does according to the equation—



Every one employed in the buildings should wear list or sewn leather shoes, which of course must be worn in the buildings only. The various houses should be connected by paths laid with cinders, or boarded with planks, and any loose sand about the site of the works should be covered over with turf or cinders, to prevent

its blowing about and getting into the buildings. It is also of importance that stand pipes should be placed about the works with a good pressure of water, the necessary hose being kept in certain known places where they can be at once got at in the case of fire, such as the danger area laboratory, the foreman's office, &c. It is also desirable that the above precautions against fire should be tested once a week. With regard to the heating of the various buildings in the winter, steam pipes only should be used, and should be brought from a boiler-house outside the danger area, and should be covered with kieselguhr or fossil meal and tarred canvas. These pipes may be supported upon poles. A stove of some kind should be placed in the corner of each building, but it must be entirely covered in with woodwork, and as small a length of steam pipes should be within the building as possible.

In the case of a factory where nitro-glycerine and dynamite are manufactured, it is necessary that the work-people should wear different clothes upon the danger area than usual, as they are apt to become impregnated with nitro-glycerine, and thus not very desirable or safe to wear outside the works. It is better also that these clothes should not contain any pockets, as this lessens the chance of matches or steel implements being taken upon the danger area. Changing houses, one for the men, and another for the girls, should also be provided. The tools used upon the danger area should, whenever the building is in use, or contains explosives, be made of phosphor bronze or brass, and brass nails or wooden pegs should be used in the construction of all the buildings.

Lightning Conductors.—The Explosive Substances

Act, 38 Vict. ch. 17, clause 10, says, "Every factory magazine and expense magazine in a factory, and every danger building in a magazine, shall have attached thereto a sufficient lightning conductor, unless by reason of the construction by excavation or the position of such magazine or building, or otherwise, the Secretary of State considers a conductor unnecessary, and every danger building in a factory shall, if so required by the Secretary of State, have attached thereto a sufficient lightning conductor."

The exact form of lightning conductor most suitable for explosive works and buildings has not yet been definitely settled. Lightning-rod engineers favour what is known as the Melsens.

system, due to Professor Melsens, of Brussels, and Professor Zenger, of Prague, but first suggested by the late Professor Clerk-Maxwell. In a paper read before the British Association, Clerk-Maxwell proposed to protect powder-magazines from the effects

of lightning by completely surrounding or encasing them with sheet metal, or a cage of metallic conductors. There were, however, several objections to his system as he left it.

Professor Melsens* has, while using the idea, made several important alterations. He has multiplied the terminals, the conductors, and the earth-connections. His terminals are very numerous, and assume the

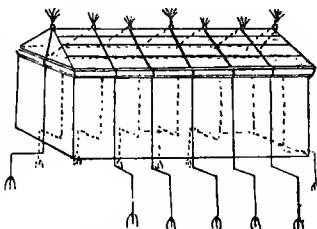


FIG. 2.—MELSENS SYSTEM OF LIGHTNING CONDUCTORS.

* Belgian Academy of Science.

form of an aigrette or brush with five or seven points, the central point being a little higher than the rest, which form with it an angle of 45° . He employs for the most part galvanised-iron wire. He places all metallic bodies, if they are of any considerable size, in communication with the conducting system in such a manner as to form closed metallic circuits. His system is illustrated in Fig. 2, taken from *Arms and Explosives*.

This system is a near approximation to J. C. Maxwell's cage. The system was really designed for the protection of powder-magazines or store buildings placed in very exposed situations. Zenger's system is identical with that of Melsens, and has been extensively tried by the Austrian military authorities, and Colonel Hess has reported upon the absolute safety of the system.

The French system of protecting powder-magazines is shown in Fig. 3, where there are no brush terminals or aigrettes.

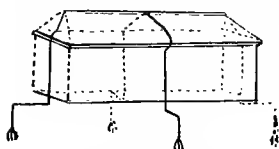


FIG. 3.—FRENCH SYSTEM OF LIGHTNING CONDUCTORS.

The French military authorities also protect magazines by erecting two or more lightning-rods on poles of sufficient height placed close to, but not touching, the walls of the magazine.

These conductors are joined below the foundations and earthed as usual.

In the instructions issued by the Government, it is stated that the lightning-rods placed upon powder-mills should be of such a height, and so situated, that no danger is incurred in igniting the powder-dust in the air by the lightning discharge at the pointed rod. In such a case a fork or aigrette of five or more points should invariably be used in place of a single point.

In Fig. 4 (*a* and *b*) is shown the Government method

for protecting buildings in which explosives are made or stored. Multiple points or aigrettes would be better. Lord Kelvin and Professor Melsens favour points, and it

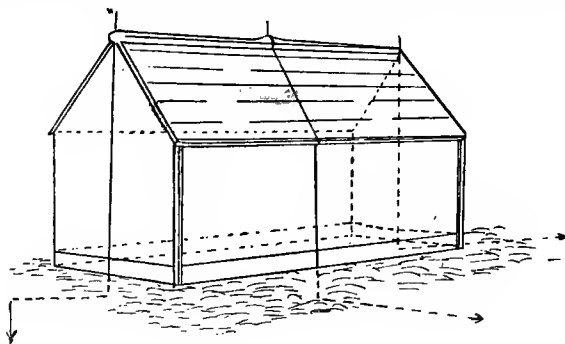


FIG. 4a.—GOVERNMENT SYSTEM OF LIGHTNING CONDUCTORS FOR LARGE BUILDINGS.

is generally admitted that lightning does not strike buildings at a single point, but rather in a sheet; hence, in such cases, or in the event of the globular form being assumed

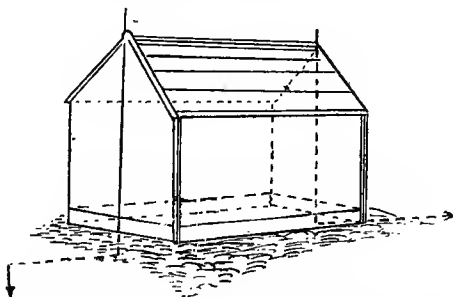


FIG. 4b.—GOVERNMENT SYSTEM OF LIGHTNING CONDUCTORS FOR SMALL BUILDINGS.

by the lightning, the aigrette will constitute a much more effective protection than a single point. As to the spacing of conductors, they may, even on the most important

buildings, be spaced at intervals of 50 feet. There will then be no point on the building more than 25 feet from the conductor. This "25-foot rule" can be adhered to with advantage in all overground buildings for explosives.

Underground magazines should, whenever possible, also be protected, because, although less exposed than overground buildings, they frequently contain explosives packed in metal cases, and hence would present a line of smaller electrical resistance than the surrounding earth would offer to the lightning. The conductor should be arranged on the same system as for overground buildings, but be applied to the surface of the ground over the magazines.

In all situations where several conductors are joined in one system, the vertical conductors should be connected both at the top and near the ground line. The angles and the prominent portions of a building being the most liable to be struck, the conductors should be carried over and along these projections, and therefore along the ridges of the roof. The conductors should be connected to any outside metal on the roofs and walls, and specially to the foot of rain-water pipes.

All the lightning conductors should be periodically tested, to see that they are in working condition, at least every three months, according to Mr Richard Anderson. The object of the test is to determine the resistance of the earth-connection, and to localise any defective joints or parts in the conductors. The best system of testing the conductors is to balance the resistance of each of the earths against the remainder of the system, from which the state of the earths may be inferred with sufficient accuracy for all practical purposes.

Captain Bucknill, R.E., has designed an instrument

to test resistance which is based on the Post Office pattern resistance coil, and is capable of testing to approximate accuracy up to 200 ohms, and to measure roughly up to 2,000 ohms. Mr R. Anderson's apparatus is also very handy, consisting of a case containing three Leclanché cells, and a galvanometer with a "tangent" scale and certain standard resistances. Some useful articles on the protection of buildings from lightning will be found in *Arms and Explosives*, July, August, and September 1892, and by Mr Anderson, *Brit. Assoc.*, 1878-80.

Nitro-Glycerine. — One of the most powerful of modern explosive agents is nitro-glycerine. It is the explosive contained in dynamite, and forms the greater part of the various forms of blasting gelatines, such as gelatine dynamite and gelignite, both of which substances consist of a mixture of gun-cotton dissolved in nitro-glycerine, with the addition of varying proportions of wood-pulp and saltpetre, the latter substances acting as absorbing materials for the viscid gelatine. Nitro-glycerine is also largely used in the manufacture of smokeless powders, such as cordite, ballistite, and several others.

Nitro-glycerol, or glycerol tri-nitrate, was discovered by Sobrero in the year 1847. In a letter written to M. Pelouse, he says, "when glycerol is poured into a mixture of sulphuric acid of a specific gravity of 1.84, and of nitric acid of a gravity of 1.5, which has been cooled by a freezing mixture, that an oily liquid is formed." This liquid is nitro-glycerol, or nitro-glycerine, which for some years found no important use in the arts, until the year 1863, when Alfred Nobel first started a factory in Stockholm for its manufacture upon a large

scale; but on account of some serious accidents taking place, its use did not become general.

It was not until Nobel conceived the idea (in 1866) of absorbing the liquid in some absorbent earth, and thus forming the material that is now known as dynamite, that the use of nitro-glycerine as an explosive became general.

Among those who improved the manufacture of nitro-glycerine was Mowbray, who, by using pure glycerine and nitric acid free from nitrous acid, made very great advances in the manufacture. Mowbray was probably the first to use compressed air for the purpose of keeping the liquids well agitated during the process of nitration, which he conducted in earthenware pots, each containing a charge of 17 lbs. of the mixed acids and 2 lbs. of glycerol.

A few years later (1872), MM. Vouges and Boutny* proposed to prepare nitro-glycerine by mixing the sulphuric acid with the glycerine, thus forming a sulpho-glyceric acid, which was afterwards mixed with a mixture of nitric and sulphuric acids. They claimed for this method of procedure that the final temperature is much lower. The two mixtures are mixed in the proportions—Glycerine, 100; nitric acid, 280; and sulphuric acid, 600. They state that the rise of temperature upon mixing is limited from 10° to 15° C.; but this method requires a period of twenty-four hours to complete the nitration, which, considering the danger of keeping the nitro-glycerine in contact with the mixed acids for so long, probably more than compensates for the somewhat doubtful advantage of being able to perform the nitration at such a low temperature. The Boutny process

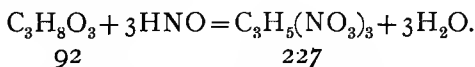
* *Comptes Rendus*, 75; and Desortiaux, *Traité sur la Poudre*, 684-686.

was in operation for some time at Pembrey Burrows in Wales, but after a serious explosion the process was abandoned.

Nitro-glycerine is now generally made by adding the glycerine to a mixture of sulphuric and nitric acids. The sulphuric acid, however, takes no part in the reaction, but is absolutely necessary to combine with the water that is formed by the decomposition, and thus to keep up the strength of the nitric acid, otherwise lower nitrates of glycerine would be formed that are soluble in water, and which would be lost in the subsequent process of washing to which the nitro compound is subjected, in order to remove the excess of acids, the retention of which in the nitro-glycerol is very dangerous. Nitro-glycerol, which was formerly considered to be a nitro-substitution compound of glycerol, was thought to be formed thus—



but more recent researches rather point to its being regarded as a nitric ether of glycerol, or glycerine, and to its being formed thus—



The formula of glycerine is $\text{C}_3\text{H}_8\text{O}_3$, or $\text{C}_3\text{H}_5 \left\{ \begin{array}{l} \text{OH} \\ \text{OH} \\ \text{OH} \end{array} \right.$

and that of the mono-nitrate of glycerine $\text{C}_3\text{H}_5 \left\{ \begin{array}{l} \text{ONO}_2 \\ \text{OH} \\ \text{OH} \end{array} \right.$

and of the tri-nitrate (or nitro-glycerine) $\text{C}_3\text{H}_5 \left\{ \begin{array}{l} \text{ONO}_2 \\ \text{ONO}_2 \\ \text{ONO}_2 \end{array} \right.$

that is, the three hydrogens of the semi-molecules of

hydroxyl in the glycerine have been replaced by the NO_2 group.

In the manufacture upon the large scale, a mixture of three parts by weight of nitric acid and five parts of sulphuric acid are used. From the above equation it will be seen that every 1 lb. of glycerol should give 2.47 lbs. of nitro-glycerol $\left(\frac{227+1}{92} = 2.47\right)$, but in practice the yield is only about 2 lbs. to $2\frac{1}{4}$, the loss being accounted for by the unavoidable formation of some of the lower nitrate, which dissolves in water, and is thus washed away, and partly perhaps to the presence of a little water (or other non-nitratable matter) in the glycerine, but chiefly to the former, which is due to the acids having become too weak.

CHAPTER II.

MANUFACTURE OF NITRO-GLYCERINE.

Properties of Nitro-Glycerine.—Nitro-glycerol is a heavy oily liquid of specific gravity 1.6 at 15° C., and when quite pure is colourless. The commercial product is a pale straw yellow, but varies much according to the purity of the materials used in its manufacture. It is insoluble in water, crystallises at -20° C., but different commercial samples behave very differently in this respect, and minute impurities prevent or delay crystallisation. Solid nitro-glycerol melts at 10° C., but requires to be exposed to this temperature for some time before melting. The specific gravity of the solid form is 1.735 at +10° C.; it contracts one-twelfth of its volume in solidifying. Beckerheim* gives the specific heat as 0.4248 between the temperatures of 9.5° and 9.8° C.

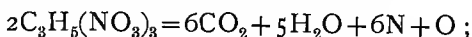
Nitro-glycerine has a sweet taste, and causes great depression and vertigo. It is soluble in ether, chloroform, benzene, glacial acetic acid, and nitro-benzene, in 1.75 parts of methylated spirit, very nearly insoluble in water, and practically insoluble in carbon bisulphide. Its formula is $C_3H_5(NO_3)_3$, and molecular weight 227. When pure, it may be kept any length of time without decomposition. Berthelot kept a sample for ten years, and Mr G. M'Roberts, of the Ardeer Factory, for nine years, without their showing signs of decomposition;

* *Isb., Chem. Tech., 22, 481-487. 1876.*

but if it should contain the smallest trace of free acid, decomposition is certain to be started before long. This will generally show itself by the formation of little green spots in the gelatine compounds, or a green ring upon the surface of liquid nitro-glycerine. Sunlight will often cause it to explode; in fact, a bucket containing some water that had been used to wash nitro-glycerine, and had been left standing in the sun, has in our experience been known to explode with considerable force. The percentage composition of nitro-glycerine is as follows:—

	Found.	Theory for $C_3H_5(NO_3)_3$.
Carbon	15.62	15.86 per cent.
Hydrogen	2.40	2.20 „
Nitrogen	17.90	18.50 „
Oxygen	...	63.44 „

The above analysis is by Beckerheim. Sauer and Adou give the nitrogen as 18.35 to 10.54 per cent. by Dumas' method; but I have never found any difficulty in obtaining percentages as high as 18.46 by the use of Lunge's nitrometer. The decomposition products by explosion are shown by the following equation—



that is, it contains an excess of 3.52 per cent. of oxygen above that required for complete combustion; 100 grms. would be converted into—

Carbonic acid (CO_2)	58.15 per cent.
Water*	19.83 „
Oxygen	3.52 „
Nitrogen -	18.50 „

The volume of gases produced at 0° and 760 mm., calculated from the above, is 714 litres per kilo, the water being taken as gaseous. Nitro-glycerine is decomposed differently if it is ignited as dynamite (*i.e.*, kieselguhr

dynamite), and if the gases are allowed to escape freely under a pressure nearly equal to that of the atmosphere. Sarrau and Vieille obtained under these conditions, for 100 volumes of gas—

NO	48.2 per cent.
CO	35.9 "
CO ₂	12.7 "
H	1.6 "
N	1.3 "
CH ₄	0.3 "

These conditions are similar to those under which a mining charge, simply ignited by the cap, burns away slowly under a low pressure (*i.e.*, a miss fire). In a recent communication, P. F. Charon (*Engineering and Mining Journal*, 1892) says, that in practice nitro-glycerine vapour, carbon monoxide, and nitrous oxide, are also produced as the result of detonation, but he attributes their formation to the use of a too feeble detonator.

Nitro-glycerine explodes very violently by concussion. It may be burned in an open vessel, but if heated above 250° C. it explodes. Professor C. E. Munroe gives the firing point as 203°-205° C. He used the apparatus devised by Horsley. The heat of formation of nitro-glycerine, as deduced from the heat of combustion by M. Longuine, is 432 calories for 1 grm.; and the heat of combustion equals 1,576 cal. for 1 grm. In the case of nitro-glycerine, the heat of total combustion and the heat of complete decomposition are interchangeable terms, since it contains an excess of oxygen. According to Dr W. H. Perkin, F.R.S.,* the magnetic rotation of nitro-glycerine is 5.407, and that of tri-methylene nitrate, 4.769 (diff. = .638). Dr Perkin says: "Had nitro-glycerine contained its nitrogen in any other combination

* *Jour. Chem. Soc.*, W. H. Perkin, 1889, p. 726.

with oxygen than as $-O-NO_2$, as it might if its constitution had been represented as $C_3H_2(NO_2)_3(OH)_3$, the rotation when compared with propyl nitrate (4.085) would be abnormal."

Manufacture of Nitro-Glycerine.—Nitro-glycerine is prepared upon the manufacturing scale by gradually adding glycerine to a mixture of nitric and sulphuric acids of great strength. The mixed acids are contained in a lead vessel, which is kept cool by a stream of water continually passing through worms in the interior of the nitrating vessel, and the glycerine is gradually added in the form of a fine stream from above. The manufacture can be divided into three distinct operations, viz., nitration, separation, and washing, and it will be well to describe these operations in the above order.

Nitration.—The most essential condition of nitrating is the correct composition and strength of the mixed acids. The best proportions have been found to be three parts by weight of nitric acid of a specific gravity 1.525 to 1.530, and containing as small a proportion of the oxides of nitrogen as possible, to five parts by weight of sulphuric acid of a specific gravity of 1.840 at $15^\circ C.$, and about 97 per cent. of mono-hydrate. It is of the very greatest importance that the nitric acid should be as strong as possible. Nothing under a gravity of 1.52 should ever be used even to mix with stronger acid, and the nitration will be proportional to the strength of the acid used, provided the sulphuric acid is also strong enough. It is also of great importance that the oxides of nitrogen should be low, and they should be kept down to as low as 1 per cent., or even lower. It is also very desirable that the nitric acid should contain as little

chlorine possible. The following is the analysis of a sample of nitric acid, which gave very good results upon the commercial scale :—Specific gravity, 1.525, N_2O_4 , 1.03 per cent. ; nitric acid (HNO_3), 95.58 per cent.

The amount of real nitric acid (mono-hydrate) and the amount of nitric peroxide present in any sample should always be determined before it is used for nitrating purposes. The specific gravity is not a sufficient guide to the strength of the acid, as an acid having a high gravity, due to some 3 or 4 per cent. of nitric oxides in solution, will give very poor nitration results. A tenth normal solution of sodium hydroxide ($NaOH$), with phenol-phthalein as indicator, will be found the most convenient method of determining the total acid present. The following method will be found to be very rapid and reliable :—Weigh a 100 c.c. flask, containing a few cubic centimetres of distilled water, and then add from a pipette 1 c.c. of the nitric acid to be examined, and reweigh (this gives the weight of acid taken). Now make up to 100 c.c. at $15^\circ C.$; shake well, and take out 10 c.c. with a pipette ; drain into a small Erlenmeyer flask, and add a little of the phenol-phthalein solution, and titrate with the tenth normal soda solution.

The nitric peroxide can be determined with a solution of potassium permanganate of $\frac{N}{10}$ strength, thus:

Take a small conical flask, containing about 10 c.c. of water, and add from a burette 10 to 16 c.c. of the permanganate solution ; then add 2 c.c. of the acid to be tested, and shake gently, and continue to add permanganate solution as long as it is decolorised, and until a faint pink colour is permanent.

Example.— $\frac{N}{10}$ permanganate 3.16 gm. per litre, 1

c.c. = 0.0046 gm. N_2O_4 , 2 c.c. of sample of acid specific gravity 1.52 = 3.04 gm. taken for analysis. Took 20 c.c. permanganate solution, $0.0046 \times 20 = .092$ gm. N_2O_4 , and $\frac{.092 \times 100}{3.04} = 3.02$ per cent. N_2O_4 . The specific gravity should be taken with an hydrometer that gives the specific gravity directly, or, if preferred, the 2 c.c. of acid may be weighed.

A very good method of rapidly determining the strength of the sulphuric acid is as follows:—Weigh out in a small weighing bottle, as nearly as possible, 2.45 grms. This is best done by running in 1.33 c.c. of the acid ($1.33 \times 1.84 = 2.447$). Wash into a large Erlenmeyer flask, carefully washing out the bottle, and also the stopper, &c. Add a drop of phenol-phthalein solution and titrate, with a half normal solution of sodium hydrate (use a 100 c.c. burette). Then if 2.45 gm. exactly have been taken, the readings on the burette will equal percentages of H_2SO_4 (mono-hydrate); if not, calculate thus:—2.444 gm. weighed, required 95.4 c.c. NaOH. Then—

$$2.444 : 95.4 :: 2.45 : x = 95.64 \text{ per cent. } H_2SO_4.$$

It has been proposed to free nitric acid from the oxides of nitrogen by blowing compressed air through it, and thus driving the gases in solution out. The acid was contained in a closed lead tank, from which the escaping fumes were conducted into the chimney shaft, and on the bottom of which was a lead pipe, bent in the form of a circle, and pierced with holes, through which the compressed air was made to pass; but the process was not found to be of a very satisfactory nature, and it is certainly better not to allow the formation of these compounds in the manufacture of the acid in the first

instance. Another plan, however, is to heat the acid gently, and thus drive out the nitrous gases. Both processes involve loss of nitric acid.

Having obtained nitric and sulphuric acids as pure as possible, the next operation is to mix them. This is best done by weighing the carboys in which the acids are generally stored before the acids are drawn off into them from the condensers, and keeping their weights constantly attached to them by means of a label. It is then a simple matter to weigh off as many carboys of acid as may be required for any number of mixings, and subtract the weights of the carboys. The two acids should, after being weighed, be poured into a tank and mixed, and subsequently allowed to flow into an acid egg or montjus, to be afterwards forced up to the nitrating house in the danger area. The montjus or acid egg is a strong cast-iron tank, of either an egg shape, or a cylinder with a round end. If of the former shape, it would lie on its side, and upon the surface of the ground, and would have a manhole at one end, upon which a lid would be strongly bolted down ; but if of the latter shape, the lid, of course, is upon the top, and the montjus itself is let into the ground. In either case, the principle is the same. One pipe, made of stout lead, goes to the bottom, and another just inside to convey the compressed air, the acids flowing away as the pressure is put on, just as blowing down one tube of an ordinary wash-bottle forces the water up the other tube to the jet. The pressure necessary will, of course, vary immensely, and will depend upon the height to which the acid has to be raised and the distance to be traversed.

The mixed acids having been forced up to the danger area, and to a level higher than the position of the nitrating house, should, before being used, be allowed to

cool, and leaden tanks of sufficient capacity to hold at least enough acid for four or five nitrations should be placed in a wooden house upon a level at least 6 or 7 feet above the nitrating house. In this house also should be a smaller lead tank, holding, when filled to a certain mark, just enough of the mixed acids for one nitration. The object of this tank is, that as soon as the man in charge knows that the last nitration is finished, he refills this smaller tank (which contains just enough of the mixed acids), and allows its contents to flow down into the nitrating house and into the nitrator, ready for the next nitration. The nitration is usually conducted in a vessel constructed of lead, some 4 feet wide at the bottom, and rather less at the top, and about 4 feet or so high. The size, of course, depends upon the volume of the charge it is intended to nitrate at one operation, but it is always better that the tank should be only two-thirds full. A good charge is 16 cwt. of the mixed acids, in the proportion of three to five; that is, 6 cwt. of nitric acid, and 10 cwt. of sulphuric acid, and 247 lbs. of glycerine.

Upon reference to the equation showing the formation of nitro-glycerine, it will be seen that for every 1 lb. of glycerine 2.47 lbs. of nitro-glycerine should be furnished,* but in practice the yield is only about $2\frac{1}{4}$ lbs., the loss being accounted for by the unavoidable formation of some of the lower nitrate of glycerine (the mononitrate), which afterward dissolves in the washing waters. The lead tank (Fig. 5) is generally cased in woodwork, with a platform in front for the man in charge of the nitrating to stand upon, and whence to work the various taps.

* Thus if 92 lbs. glycerine give 227 lbs. nitro-glycerine,
 $\frac{227 \times 1}{92} = 2.47$ lbs.

The top of the tank is closed in with a dome of lead, in which is a small glass window, through which the progress of the nitrating operation can be watched. From the top of this dome is a tube of lead which is carried up through the roof of the building. It serves as a chimney to carry off the acid fumes which are given off during the nitration. The interior of this tank contains at least

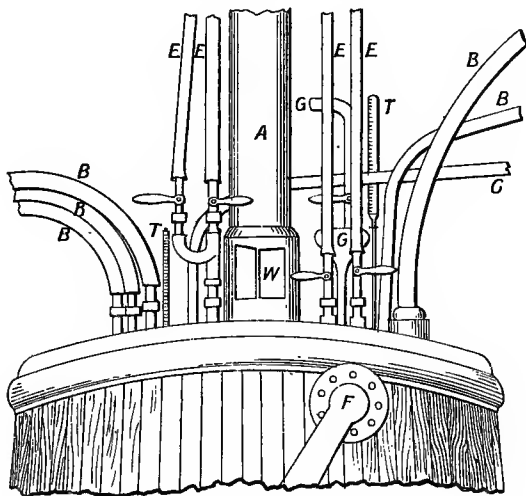


FIG. 5.—TOP OF NITRATOR. *A*, Fume Pipe; *B*, Water Pipes for Cooling; *C*, Acid Mixture Pipe; *E*, Compressed Air; *G*, Glycerine Pipe and Funnel; *T*, Thermometer; *W*, Window.

three concentric spirals of at least 1-inch lead pipe, through which water can be made to flow during the *whole* operation of nitrating. Another lead pipe is carried through the dome of the tank, as far as the bottom, where it is bent round in the form of a circle. Through this pipe, which is pierced with small holes, about 1 inch apart, compressed air is forced at a pressure of

about 60 lbs. in order to keep the liquids in a state of constant agitation during the whole period of nitration. There must also be a rather wide pipe, of say 2 inches internal diameter, carried through the dome of the tank, which will serve to carry the mixed acid to be used in the operation, into the tank. There is still another pipe to go through the dome, viz., one to carry the glycerine into the tank. This need not be a large bore pipe, as the glycerine is generally added to the mixed acids in a thin stream (an injector is often used).

Before the apparatus is ready for use, it requires to have two thermometers fixed, one long one to reach to the bottom of the tank, and one short one just long enough to dip under the surface of the acids. When the tank contains its charge, the former gives the temperature of the bottom, and the latter of the top of the mixture. The glycerine should be contained in a small cistern, fixed in some convenient spot upon the wall of the nitrating house, and should have a pipe let in flush with the bottom, and going through the dome of the nitrating apparatus. It must of course be provided with a tap or stop-cock, which should be placed just above the point where the pipe goes through the lead dome.

Some method of measuring the quantity of glycerine used must be adopted. A gauge-tube graduated in inches is a very good plan, but it is essential that the graduations should be clearly visible to the operator upon the platform in front of the apparatus. A large tap made of earthenware (and covered with lead) is fixed in the side of the nitrating tank just above the bottom, to run off the charge after nitration. This should be so arranged that the charge may be at option run down the conduit to the next house or discharged into a drowning tank, which may sometimes be necessary in

cases of decomposition. The drowning tank is generally some 3 or 4 yards long and several feet deep, lined with cement, and placed close outside the building.

The apparatus having received a charge of mixed acids, the water is started running through the pipes coiled inside the tank, and a slight pressure of compressed air is turned on, to mix the acids up well before starting. The nitration should not be commenced until the two thermometers register a temperature of 18° C. The glycerine tap is then partially opened, and the glycerine slowly admitted, and the compressed air turned on full, until the contents of the apparatus are in a state of very brisk agitation. A pressure of about 40 lbs. is about the minimum (if 247 lbs. of glycerine and 16 cwt. of acids are in the tank.) If the glycerine tube is fitted with an injector, it may be turned on almost at once. The nitration will take about thirty minutes to complete, but the compressed air and water should be kept on for an additional ten minutes after this, to give time for all the glycerine to nitrate. The temperature should be kept as low as possible.

The chief points to attend to during the progress of the nitration are:—

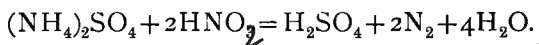
1. The temperature registered by the two thermometers.
2. The colour of the nitrous fumes given off (as seen through the little window in the dome of the apparatus).
3. The pressure of the compressed air as seen from a gauge fixed upon the air pipe just before it enters the apparatus.
4. The gauge showing the quantity of glycerine used.

The temperature, as shown by either of the two thermometers, should not be at any time higher than 25° C. If it rises much above this point, the glycerine should be

at once shut off, and the pressure of air increased for some few minutes until the temperature falls, and no more red fumes are given off.

The nitration being finished, the large earthenware tap at the bottom of the tank is opened, and the charge allowed to flow away down the conduit to the next building, *i.e.*, to the separator.

The nitrating house is best built of wood, and should have a close-boarded floor, which should be kept scrupulously clean, and free from grit and sand. A wooden pail and a sponge should be kept in the house in order that the workman may at once clean up any mess that may be made, and a small broom should be handy, in order that any sand, &c., may be at once removed. It is a good plan for the nitrator to keep a book in which he records the time of starting each nitration, the temperature at starting and at the finish, the time occupied, and the date and number of the charge, as this enables the foreman of the danger area at any time to see how many charges have been nitrated, and gives him other useful information conducive to safe working. Quite lately Edward Liebert has devised an improvement in the treatment of nitro-glycerine. He adds ammonium sulphate or ammonium nitrate to the mixed acids during the operation of nitrating, which he claims destroys the nitrous acid formed according to the equation—



I am not aware that this modification of the process of nitration is in use at the present time.

The newly made charge of nitro-glycerine, upon leaving the nitrating house, flows away down the conduit, either made of rubber pipes, or better still, of

woodwork, lined with lead and covered with lids made of wood (in short lengths), in order that by lifting them at any point the condition of the conduit can be examined, as this is of the greatest importance, and the conduit requires to be frequently washed out and the sulphate of lead removed. This sulphate always contains nitro-glycerine, and should therefore be burnt in some spot far removed from any danger building or magazine, as it frequently explodes with considerable violence.

In works where the manufacture of nitro-glycerine is of secondary importance, and some explosive containing only perhaps 10 per cent. of nitro-glycerine is manufactured, and where 50 or 100 lbs. of glycerine are nitrated at one time, a very much smaller nitrating apparatus than the one that has been already described will be probably all that is required. In this case the form of apparatus shown in Fig. 6 will be found very satisfactory. It should be made of stout lead (all lead used for tanks, &c., must be "chemical lead"), and may be made to hold 50 or 100 lbs., as found most convenient. This nitrator can very well be placed in the same house as the separator; in fact, where such a small quantity of nitro-glycerine is required, the whole series of operations, nitrating, separation, and washing, &c., may very well be performed in the same building. It will of course be necessary to place the nitrator on a higher level than the separator, but this can easily be

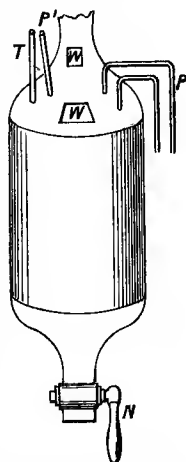


FIG. 6.—SMALL NITRATOR. *N*, Tap for Discharging; *P*, Water Pipes; *T*, Thermometer; *W*, Windows; *P'*, Glycerine Pipe.

done by having platforms of different heights, the nitration being performed upon the highest. The construction of this nitrator is essentially the same as in the larger one, the shape only being somewhat different. Two water coils will probably be enough, and one thermometer. It will not be necessary to cover this form in with woodwork.

Separation.—The nitro-glycerine, together with the mixed acids, flows from the nitrating house to the separating house, which must be on a lower level than the former. The separating house contains a large lead-lined tank, closed in at the top with a wooden lid, into

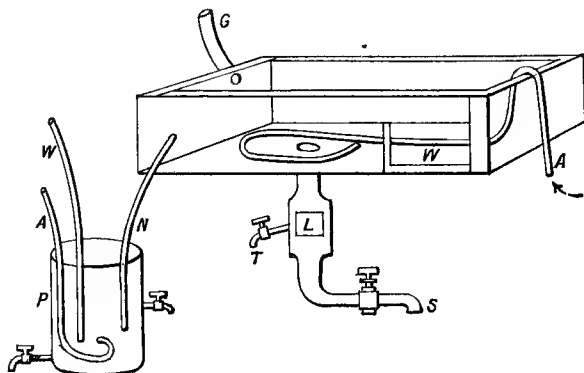


FIG. 7.—SEPARATOR. *A*, Compressed Air Pipes; *G*, Nitro-glycerine enters from Nitrator; *N*, Nitro-glycerine to *P*; *L*, Lantern Window; *W*, Window in Side; *S*, Waste Acids to Secondary Separator; *T*, Tap to remove last traces of Nitro-glycerine. *P*, Lead Washing Tank; *A*, Compressed Air; *W*, Water-pipe; *N*, Nitro-glycerine from Separator.

which a lead pipe of large bore is fixed, and which is carried up through the roof of the building, and acts as a chimney to carry off any fumes. A little glass window should be fixed in this pipe in order that the colour of the escaping fumes may be seen. The conduit con-

veying the nitro-glycerine enters the building close under the roof, and discharges its contents into the tank through the pipe G (Fig. 7). The tank is only about two-thirds filled by the charge. There is in the side of the tank a small window of thick plate glass, which enables the workman to see the level of the charge, and also to observe the progress of the separation, which will take from thirty minutes to one hour.

The tank should be in connection with a drowning tank, as the charge sometimes gets very dangerous in this building. It must also be connected by a conduit with the filter house, and also to the secondary separator by another conduit. The tank should also be fitted with a compressed air pipe, bent in the form of a loop. It should lie upon the bottom of the vat. The object of this is to mix up the charge in case it should get too hot through decomposition. A thermometer should of course be fixed in the lid of the tank, and its bulb should reach down to the middle of the nitro-glycerine (which rests upon the surface of the mixed acids, the specific gravity of the nitro-glycerine being 1.6, and that of the waste acids 1.7, the composition of the acids is now 11 per cent. HNO_3 , 67 per cent. H_2SO_4 , and 22 per cent. water), and the temperature carefully watched.

If nothing unusual occurs, and it has not been necessary to bring the compressed air into use, and so disturb the process of separation, the waste acids may be run away from beneath the nitro-glycerine, and allowed to flow away to the secondary separator, where any further quantity of nitro-glycerine that they contain separates out after resting for some days. The nitro-glycerine itself is run into a smaller tank in the same house, where it is washed three or four times with its own bulk of water, containing about 3 lbs. of carbonate of soda

to neutralise the remaining acid. This smaller tank should contain a lead pipe, pierced and coiled upon the bottom, through which compressed air may be passed, in order to stir up the charge with the water and soda. After this preliminary washing, the nitro-glycerine is drawn off into indiarubber buckets, and poured down the conduit to the filter house. The wash waters may

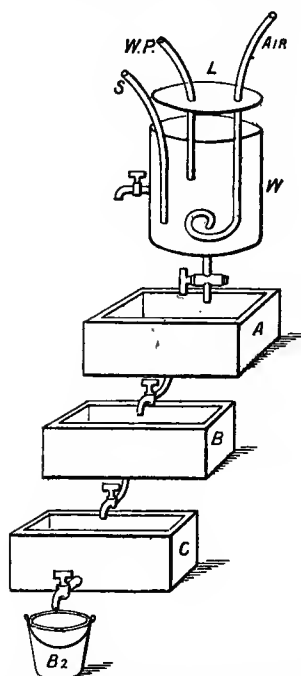


FIG. 8.—FILTERING AND WASHING PLANT. *W*, Lead Washing Tank; *W.P.*, Water Pipe; *L*, Lid; *S*, Nitro-glycerine from Separator; *A B C*, Filtering Tanks; *B₂*, Indiarubber Bucket.

be sent down a conduit to another building, in order to allow the small quantity of nitro-glycerine that has been retained in the water as minute globules to settle, if thought worth the trouble of saving. This, of course, will depend upon the usual out-turn of nitro-glycerine in a day, and the general scale of operations.

Filtering and Washing.

—The filter house (Fig. 8), which must of course be again on a somewhat lower level than the separating house, must be a considerably larger building than either the nitrating or separating houses, as it is always necessary to be washing some five or six charges at the same time. Upon the arrival of the nitro-glycerine at this house, it

first flows into a lead-lined wooden tank (*W*), containing a compressed air pipe, just like the one in the small

tank in the separating house. This tank is half filled with water, and the compressed air is turned on from half to a quarter of an hour after the introduction of the charge. The water is then drawn off, and fresh water added. Four or five washings are generally necessary. The nitro-glycerine is then run into the next tank (A), the top of which is on a level with the bottom of the first one. Across the top of this tank is stretched a frame of flannel, through which the nitro-glycerine has to filter. This removes any solid matters, such as dirt or scum. Upon leaving this tank, it passes through a similar flannel frame across another tank (B), and is finally drawn off by a tap in the bottom of the tank into rubber buckets. The taps in these tanks are best made of vulcanite.

At this stage, a sample should be taken to the laboratory and tested. If the sample will not pass the tests, which is often the case, the charge must be re-washed for one hour, or some other time, according to the judgment of the chemist in charge. In the case of an obstinate charge, it is of much more avail to wash a large number of times with small quantities of water, and for a short time, than to use a lot of water and wash for half an hour. Plenty of compressed air should be used, as the compound nitric ethers which are formed are thus got rid of. As five or six charges are often in this house at one time, it is necessary to have as many tanks arranged in tiers, otherwise one or two refractory charges would stop the nitrating house and the rest of the nitro-glycerine plant. The chief causes of the washed material not passing the heat test are, either that the acids were not clean, or they contained objectionable impurities, or more frequently, the quality of the glycerine used. The glycerine used for making nitro-glycerine should conform to the following tests, some of which,

however, are of greater importance than others. The glycerine should—

1. Have minimum specific gravity at 15° C. of 1.261.
2. Should nitrify well.
3. Separation should be sharp within half an hour, without the separation of flocculent matter, nor should any white flocculent matter (due to fatty acids) be formed when the nitrated glycerine is thrown into water and neutralised with carbonate of soda.
4. Should be free from lime and chlorine, and contain only traces of arsenic, sulphuric acid, &c.
5. Should not leave more than 0.25 per cent. of inorganic and organic residue together when evaporated in a platinum dish without ebullition (about 160° C.) or partial decomposition.
6. Silver test fair.
7. The glycerine, when diluted one-half, should give no deposit or separation of fatty acids when nitric peroxide gas is passed through it. (Nos. 1, 2, 3 and 5 are the most essential.)

The white flocculent matter sometimes formed is a very great nuisance, and any sample of glycerol which gives such a precipitate when tried in the laboratory should at once be rejected, as it will give no end of trouble in the separating house, and also in the filter house, and it will be very difficult indeed to make the nitro-glycerine pass the heat test. The out-turn of nitro-glycerine also will be very low. The trouble will show itself chiefly in the separating operation. Very often 2 or 3 inches will rise to the surface or hang about in the nitro-glycerine, and at the point of contact between it and the mixed acids, and will afterwards be very difficult to get rid of by filtration. The material appears to be partly an emulsion of the glycerine, and partly

due to fatty acids, and as there appears to be no really satisfactory method of preventing its formation, or of getting rid of it, the better plan is not to use any glycerine for nitrating that has been found by experiment upon the laboratory scale to give this objectionable matter. One of the most useful methods of testing the glycerine, other than nitrating, is to dilute the sample one-half with water, and then to pass a current of nitric peroxide gas through it, when a flocculent precipitate of elaïdic acid (less soluble in glycerine than the original oleic acid) will be formed. Nitrogen peroxide, N_2O_4 , is best obtained by heating dry lead nitrate (see Allen, "Commercial Organic Analysis," vol. ii., 301).

When a sample of nitro-glycerine is brought to the laboratory from the filter house, it should first be examined to see that it is not acid. A weak solution of Congo red or methyl orange may be used. If it appears to be decidedly alkaline, it should be poured into a separating funnel, and shaken with a little distilled water. This should be repeated, and the washings (about 400 c.c.) run into a beaker, a drop of Congo red or methyl orange added, and a drop or so of $\frac{N}{2}$ hydrochloric acid added, when it should give, with two or three drops at most, a blue colour with the Congo red, or pink with the methyl orange, &c. The object of this test is to show that the nitro-glycerine is free from any excess of soda, *i.e.*, that the soda has been properly washed out, otherwise the heat test will show the sample to be better than it is. The heat test must also be applied.

Upon leaving the filter house, where it has been washed and filtered, and has satisfactorily passed the heat test, it is drawn off from the lowest tank in india-rubber buckets, and poured down the conduit leading to

the precipitating house, where it is allowed to stand for a day, or sometimes longer, in order to allow the little water it still contains to rise to the surface. In order to accomplish this, it is sufficient to allow it to stand in covered-in tanks of a conical form, and about 3 or 4 feet high. In many works it is previously filtered through common salt, which of course absorbs the last traces of water. It is then of a pale yellow colour, and should be quite clear, and can be drawn off by means of a tap (of vulcanite), fixed at the bottom of the tanks, into rubber buckets, and is ready for use in the preparation of dynamite, or any of the various forms of gelatine compounds, smokeless powders, &c., such as cordite, ballistite, and many others.

The Waste Acids.—The waste acids from the separating house, from which the nitro-glycerine has been as completely separated as possible, are run down the conduit to the secondary separator, in order to recover the last traces of nitro-glycerine that they contain. The composition of the waste acids is generally somewhat as follows:—Specific gravity, 1.7075 at 15° C.; sulphuric acid, 67.2 per cent.; nitric acid, 11.05 per cent.; and water, 21.7 per cent., with perhaps as much as 2 per cent. of nitric oxide, and of course varying quantities of nitro-glycerine, which must be separated, as it is impossible to run this liquid away (unless it can be run into the sea) or to recover the acids by distillation as long as it contains this substance. The mixture, therefore, is generally run into large circular lead-lined tanks, covered in, and very much like the nitrating apparatus in construction, that is, they contain worms coiled round inside, to allow of water being run through to keep the mixture cool, and a compressed air pipe, in order to

agitate the mixture if necessary. The top also should contain a window, in order to allow of the interior being seen, and should have a leaden chimney to carry off the fumes which may arise from decomposition. It is also useful to have a glass tube of 3 or 4 inches in diameter substituted for about a foot of the lead chimney, in order that the man on duty can at any time see the colour of the fumes arising from the liquid. There should also be two thermometers, one long one reaching to the bottom of the tank, and one to just a few inches below the surface of the liquid.

The nitro-glycerine, of course, collects upon the surface, and can be drawn off by a tap placed at a convenient height for the purpose. The cover of the tank is generally conical, and is joined to a glass cylinder, which is cemented to the top of this lead cover, and also to the lead chimney. In this glass cylinder is a hole into which fits a ground glass stopper, through which the nitro-glycerine can be drawn off. There will probably never be more than an inch of nitro-glycerine at the most, and seldom that. It should be taken to the filter house and treated along with another charge. The acids themselves may either be run to waste, or better treated by some denitration plant. This house probably requires more attention than any other in the danger area, on account of the danger of the decomposition of the small quantities of nitro-glycerine, which, as it is mixed with such a large quantity of acids and water, is very apt to become hot, and decomposition, which sets up in spots where a little globule of nitro-glycerine is floating, surrounded by acids that gradually get hot, gives off nitrous fumes, and perhaps explodes, and thus causes the sudden explosion of the whole. The only way to prevent this is for the workman in charge to look at the

thermometers *frequently*, and at the colour of the escaping fumes, and if he should notice a rise of temperature or any appearance of red fumes, to turn on the water and air, and stir up the mixture, when probably the temperature will suddenly fall, and the fumes cease to come off.

The cause of explosions in this building is either the non-attention of the workmen in charge, or the bursting of one of the water pipes, by which means, of course, the water, finding its way into the acids, causes a sudden rise of temperature. If the latter of these two causes should occur, the water should at once be shut off and the air turned on full, but if it is seen that an explosion is likely to occur, the tank should at once be emptied by allowing its contents to run away into a drowning tank placed close outside the house, which should be about 4 feet deep, and some 16 feet long by 6 feet wide ; in fact, large enough to hold a considerable quantity of water. But this last course should only be resorted to as a last extremity, as it is extremely troublesome to recover the small quantity of nitro-glycerine from the bottom of this tank, which is generally a bricked and cemented excavation some few yards from the house.

It has been proposed to treat these waste acids, containing nitro-glycerine, in Mr M. Prentice's nitric acid retort. In this case they would be run into the retort, together with nitrate of soda, in a fine stream, and the small quantity of nitro-glycerine, coming into contact with the hot mixture already in the retort, would probably be at once decomposed. This process, although not yet tried, promises to be a success. Several processes have been used for the denitration of these acids. One that has been largely used is to run the acids down a tower through which a current of steam is made to pass

in the opposite direction. The action of the steam is to decompose the nitro-glycerine. The acids obtained, however, are very weak. By the use of Webb's plant the sulphuric acid may be concentrated to a strength of 95 per cent., and the dilute nitric acid can be brought up to a specific gravity of 1.42.

Two points in the manufacture of nitro-glycerine are of the greatest importance, viz., the purity of the glycerine used, and the strength and purity of the acids used in the nitration. With regard to the first of these, great care should be taken, and a complete analysis and thorough examination, including a preliminary experimental nitration, should always be instituted. As regards the second, the sulphuric acid should not only be strong (96 per cent.), but as free from impurities as possible. With the nitric acid, which is generally made at the explosive works where it is used, care must be taken that it is as strong as possible (97 per cent. and upwards). This can easily be obtained if the plant designed by Mr Oscar Guttman* is used. Having worked Mr Guttman's plant for some time, I can testify as to its value and efficiency.

Another form of nitric acid plant, which promises to be of considerable service to the manufacturer of nitric acid for the purpose of nitrating, is the invention of Mr Manning Prentice, of Stowmarket. Through the kindness of Mr Prentice, I lately visited his works to see the plant in operation. It consists of a still, divided into compartments or chambers in such a manner that the fluid may pass continuously from one to the other. The nitric acid being continuously separated by distillation,

* "The Manufacture of Nitric Acid," *Jour. Soc. Chem. Ind.*, March 1893.

the contents of each division vary—the first containing the full proportion of nitric acid, and each succeeding one less of the nitric acid, until from the overflow of the last one the bisulphate of soda flows away without any nitric acid. The nitrate of soda is placed in weighed quantities in the hopper, whence it passes to the feeder. The feeder is a miniature horizontal pug-mill, which receives the streams of sulphuric acid and of nitrate, and after thoroughly mixing them, delivers them into the still, where, under the influence of heat, they rapidly become a homogeneous liquid, from which nitric acid continuously distils.

Mr Prentice says: "I may point out that while the ordinary process of making nitric acid is one of fractional distillation by time, mine is fractional distillation by space." "Instead of the operation being always at the same point of space, but differing by the successive points of time, I arrange for the differences to take place at different points of space, and these differences exist at one and the same points of time." It is possible with this plant to produce the full product of nitric acid of a gravity of 1.500, or to obtain the acid of varying strengths from the different still-heads. One of these stills, capable of producing about 4 tons of nitric acid per week, weighs less than 2 tons. It is claimed that there is by their use a saving of more than two-thirds in fuel, and four-fifths in condensing plant. Further particulars and illustrations will be found in Mr Prentice's paper (*Journal of the Society of Chemical Industry*, 1894, p. 323).

CHAPTER III.

DYNAMITE AND GELATINES.

Kieselguhr Dynamite — Classification of Dynamites — Properties and Efficiency of Ordinary Dynamite — Other Forms of Dynamite — Gelatine and Gelatine Dynamites, Suitable Gun-Cotton for, and Treatment of — Other Materials used — Composition of Gelnite — Blasting Gelatine — Gelatine Dynamite — Absorbing Materials — Wood Pulp — Potassium Nitrate, &c. — Manufacture and Apparatus used, and Properties of Gelatine Dynamites — Cordite — Composition and Manufacture.

Dynamite.—Dynamite consists of nitro-glycerine either absorbed by some porous material, or mixed with some other substance or substances which are either explosives or merely inert materials. Among the porous substances used is kieselguhr, a silicious earth which consists chiefly of the skeletons of various species of diatoms. This earth occurs in beds chiefly in Hanover, Sweden, and Scotland. The best quality for the purpose of manufacturing dynamite is that which contains the largest quantity of the long tubular *bacillariæ*, and less of the round and lancet-shaped forms, such as *pleuro-signata* and *dictyocheæ*, as the tube-shaped diatoms absorb the nitro-glycerine better, and it becomes packed into the centre of the silicious skeleton of the diatoms, the skeleton acting as a kind of tamping, and increasing the intensity of the explosion.

Dynamites are classified by the late Colonel Cundill, R.A., in his "Dictionary of Explosives" as follows:—

1. Dynamites with an inert base, acting merely as an absorbent.

2. Dynamites with an active base, *i.e.*, an explosive base. No. 2 may be again divided into three minor classes, which contain as base—

(a.) Charcoal.

(b.) Gunpowder or other nitrate, or chlorate mixture.

(c.) Gun-cotton or other nitro compound (nitro-benzol, &c.).

The first of these, *viz.*, charcoal, was one of the first absorbents for nitro-glycerine ever used; the second is represented by the well-known Atlas powder; and the last includes the well-known and largely used gelatine compounds, *viz.*, gelignite and gelatine dynamite, and also tonite No. 3, &c.

In the year 1867 Nobel produced dynamite by absorbing the nitro-glycerine in an inert substance, forming a plastic mass. In his patent he says: "This invention relates to the use of nitro-glycerine in an altered condition, which renders it far more practical and safe for use. The altered condition of the nitro-glycerine is effected by causing it to be absorbed in porous un-explosive substances, such as charcoal, silica, paper, or similar materials, whereby it is converted into a powder, which I call dynamite, or Nobel's safety powder. By the absorption of the nitro-glycerine in some porous substance it acquires the property of being in a high degree insensible to shocks, and it can also be burned over a fire without exploding."

Ordinary dynamite consists of a mixture of 75 per cent. of nitro-glycerine and 25 per cent. of kieselguhr. The guhr as imported (Messrs A. Haake & Co. are the chief importers) contains from 20 to 30 per cent. of water and organic matter. The water may be very easily estimated by drying a weighed quantity in a platinum crucible at 100° C. for some time and reweighing, and the

organic matter by igniting the residue strongly over a Bunsen burner. Before the guhr can be used for making dynamite it must be calcined, in order not only to get rid of moisture, but also the organic matter.

A good guhr should absorb four times its weight of nitro-glycerine, and should then form a comparatively dry mixture. It should be pale pink, red brown, or white. The pink is generally preferred, and it should be as free as possible from grit of all kinds, quartz particles, &c., and should have a smooth feeling when rubbed between the finger and thumb, and should show a large quantity of diatoms when viewed under the microscope. The following was the analysis of a dried sample of kieselguhr:—Silica, 94.30; magnesia, 2.10; oxide of iron and alumina, 1.3; organic matter, 0.40; moisture, 1.90 per cent.

The guhr is generally dried in a reverberatory muffle furnace. It is spread out on the bottom to the thickness of 3 or 4 inches, and should every now and then be turned over and raked about with an iron rabble or hoe. The temperature should be sufficiently high to make the guhr red hot, or the organic matter will not be burnt off. The time occupied in calcining will depend of course upon the quality of the guhr being operated upon. Those containing a high percentage of water and organic matter will of course take longer than those that do not. A sample of the calcined guhr should not contain more than 0.5 per cent. of moisture and organic matter together.

After the guhr is dry it requires to be sifted and crushed. The crushing is done by passing it between iron rollers fixed at the bottom of a cone or hopper, and revolving at a moderate speed. Beneath the rollers a fine sieve should be placed, through which the guhr must be made to pass.

The kieselguhr having been dried, crushed, and sifted, should be packed away in bags, and care should be taken that it does not again absorb moisture, as if it contains anything above about five-tenths per cent. of water it will cause the dynamite made with it to exude. The guhr thus prepared is taken up to the danger area, and mixed with nitro-glycerine. The nitro-glycerine used should be quite free from water, and clear, and should have been standing for a day or two in the precipitating house. The guhr and nitro-glycerine are mixed in lead tanks (about $1\frac{1}{2}$ feet deep, and 2 to 3 feet long), in the proportions of 75 of the nitro-glycerine to 25 of the guhr, unless the guhr is found to be too absorbent, which will cause the dynamite to be too dry and to crumble. In this case a small quantity of barium sulphate, say about 1 per cent., should be added to the guhr. This will lessen its absorbing powers, or a highly absorptive sample of guhr may be mixed with one of less absorptive power, in the proportions found by experiment to be the best suited to make a fairly moist dynamite, but one that will not exude.

The mixing itself is generally performed in a separate house. In a series of lead-lined tanks the guhr is weighed, placed in a tank, and the nitro-glycerine poured on to it. The nitro-glycerine may be weighed out in indiarubber buckets. The whole is then mixed by hand, and well rubbed between the hands, and afterwards passed through a sieve. At this stage the dynamite should be dry and powdery, and of a uniform colour.

It is now ready to be made up into cartridges, and should be taken over to the cartridge huts. These are small buildings surrounded with mounds, and contain a single cartridge machine. Each hut requires three girls—one to work the press, and two to wrap up the

cartridges. The cartridge press consists of a short cylinder of the diameter of the cartridge that it is intended to make. Into this cylinder a piston, pointed with ivory or *lignum vitæ* wood, works up and down from a spring worked by a lever. Round the upper edge of the cylinder is fastened a canvas bag, into which the powdery dynamite is placed by means of a wooden scoop, and the descending piston forces the dynamite down the cylinder and out of the open end, where the compressed dynamite can be broken off at convenient lengths. The whole machine should be made of gun-metal, and should be upright against the wall of the building. The two girls, who sit at tables placed on each side of the press, wrap the cartridges in parchment paper. From these huts the cartridges are collected by boys every ten minutes or a quarter of an hour, and taken to the packing room, where they are packed in 5 lb. cardboard boxes, which are then further packed in deal boxes lined with indiarubber, and fastened down air tight. The wooden lids are then nailed down with brass or zinc nails, and a label pasted on the outside giving the weight and description of the contents. The boxes should then be removed to the magazines. It is well to take a certain number of cartridges from the packing house at different times during the day, say three or four samples, and to test them by the heat test. A sample cut from a cartridge, about 1 inch long, should be placed under a glass shade, together with water (a large desiccator, in fact), and left for some days. A good dynamite should not, under these conditions, show any signs of exudation, even after weeks.*

* For analysis of dynamite, see chapter on "Analysis," and author's article in *Chem. News*, 23rd September 1892.

Properties of Kieselguhr Dynamite.—One cubic foot of dynamite weighs 76 lbs. 4 oz. The specific gravity of 75 per cent. dynamite is, however, 1.50. It is a red or grey colour, and rather greasy to the touch. It is much less sensitive to shock than nitro-glycerine, but explodes occasionally with the shock of a rifle bullet, or when struck. The addition of a few per cent. of camphor will considerably diminish its explosive qualities to such an extent that it can be made non-explosive except to a very strong fulminate detonator. The direct contact of water disintegrates dynamite, separating the nitro-glycerine, hence great caution is necessary in using it in wet places. It freezes at about 40° Fahr., and remains frozen at temperatures considerably exceeding that point. When frozen, it is comparatively useless as an explosive agent, and must be thawed with care. This is best done by placing the cartridges in a warming pan, which consists of a tin can, with double sides and bottom, into which hot water (130° Fahr.) can be poured. The dynamite will require to be left in for some considerable time before it becomes soft. On no account must it be placed on a hot stove or near a fire, as many serious accidents have occurred in this way.

Frozen dynamite is a hard mass, with altered properties, and requires 1.5 grm. of fulminate instead of 0.5 grm. to explode it. Thawing may also cause exudation of the nitro-glycerine, which is much more sensitive to shock, and if accidentally struck with an iron tool, may explode. It is a dangerous thing to cut a frozen cartridge with a knife. Ramming is even more dangerous; in fact it is not only dangerous, but wasteful, to use dynamite when in a frozen state.

Dynamite explodes at a temperature of 360° Fahr., and is very sensitive to friction when hot. In hot

countries it should never be exposed to the rays of the sun. It should, however, not be kept in a damp or moist place, as this is liable to cause exudation. Sunlight, if direct, can cause a slow decomposition, as with all nitro and nitric compounds. Electric sparks ignite, without exploding it, at least when operating in the open air.

Dynamite, when made with neutral nitro-glycerine, appears to keep indefinitely. Sodium or calcium carbonate to the extent of 1 per cent. is often added to dynamite to ensure its being neutral. If it has commenced to undergo change, however, it rapidly becomes acid, and sometimes explodes spontaneously, especially if contained in resisting envelopes. Nevertheless, neutral and well-made dynamite has been kept for years in a magazine without loss of its explosive force. If water is brought into contact with it, the nitro-glycerine is gradually displaced from the silica (guhr). This action tends to render all wet dynamite dangerous.

It has been observed that a dynamite made with wood sawdust can be moistened and then dried without marked alteration, and from 15 to 20 per cent. of water may be added to cellulose dynamite without depriving it of the power of exploding by strong detonator (this is similar to wet gun-cotton). It is, however, rendered much less sensitive to shock. With regard to the power of No. 1 dynamite, experiments made in lead cylinders give the relative value of No. 1 dynamite, 1.0; blasting gelatine, 1.4; and nitro-glycerine, 1.4. The heat vibrated by the sudden explosion of dynamite is the same as its heat of combustion,* and proportionate to the weight of nitro-glycerine contained in the mixture. The gases formed are carbonic acid, water, nitrogen, and oxygen.

* Berthelot, "Explosives and their Power."

The "explosive wave" (of Berthelot) for dynamite is about 5,000 metres per second. At this rate the explosion of a cartridge a foot long would only occupy $\frac{1}{24000}$ part of a second, while a ton of dynamite cartridges about $\frac{1}{2}$ diameter, laid end to end, and measuring one mile in length, would be exploded in one-quarter of a second by detonating a cartridge at either end.* Mr C. Napier Hake, F.I.C., the Inspector of Explosives for the Victorian Government, in his paper, "Notes on Explosives," says: "The theoretical efficiency of an explosive cannot in practice be realised in useful work for several reasons, as for instance in blasting rock—

"1. Incomplete combustion.

"2. Compression and chemical changes induced in surrounding material.

"3. Energy expended in cracking and heating of the material which is not displaced.

"4. The escape of gas through the blast-hole and the fissures caused by the explosion.

"The useful work consists partly in displacing the shattered masses. The proportion of useful work obtainable has been variously estimated at from 14 to 33 per cent. of the theoretical maximum potential."

Among the various forms of dynamite that are manufactured is carbo-dynamite, the invention of Messrs Walter F. Reid and W. D. Borland. The base is nitro-glycerine, and the absorbent is carbon in the form of burnt cork. It is as cheap as ordinary dynamite, and has greater explosive force, seeing that 90 per cent. of the mixture is pure nitro-glycerine, and the absorbent itself is highly combustible. It is also claimed that if this dynamite becomes wet, no exudation takes place.

* C. N. Hake, "Notes on Explosives," *Jour. Soc. Chem. Ind.*, 1889.

Atlas powder is a dynamite, chiefly manufactured in America at the Repanno Chemical Works, Philadelphia. It is a composition of nitro-glycerine, wood-pulp, nitrate of soda, and carbonate of magnesia. This was the explosive used in the outrages committed in London, by the so-called "dynamiters." Different varieties contain from 20 to 75 per cent. of nitro-glycerine.

The Rhenish dynamite, considerably used in the mines of Cornwall, is composed of 70 parts of a solution of 2 to 3 per cent. of naphthaline in nitro-glycerine, 3 parts of chalk, 7 parts of sulphate of barium, and 20 of kieselguhr.

Kieselguhr dynamites are being largely given up in favour of gelatine explosives. The late Colonel Cundill, in his "Dictionary of Explosives," gives a list of about 125 kinds of dynamites. Many of these, however, are not manufactured. Among the best known after the ordinary No. 1 dynamite, are forcite, ammonia dynamite, litho-fracteur, rendrock, Atlas powder, giant powder, and the various explosive gelatines. They all contain nitro-glycerine, mixed with a variety of other substances, such as absorbent earths, wood-pulp, nitro-cotton, carbon in some form or other, nitro-benzol, paraffin, sulphur, nitrates, or chlorates, &c., &c.

Blasting Gelatine and Gelatine Dynamite.—The gelatine explosives chiefly in use are known under the names of blasting gelatine, gelatine dynamite, and gelignite. They all consist of the variety of nitro-cellulose known as collodion-cotton, *i.e.*, a mixture of the penta- and tetra-nitrates, dissolved in nitro-glycerine, and made up with various proportions of wood-pulp, and some nitrate, or other material of a similar nature. As the gun-cotton contains too little oxygen for complete

combustion, and the nitro-glycerine an excess, a mixture of the two substances is very beneficial.

Blasting gelatine consists of collodion-cotton and nitro-glycerine without any other substance, and was patented by Mr Alfred Nobel in 1875. It is a clear, semi-transparent, jelly-like substance, of a specific gravity of 1.5 to 1.55, slightly elastic, resembling indiarubber, and generally consists of 92 per cent. to 93 per cent. of nitro-glycerine, and 7 to 8 per cent. of nitro-cotton. The cotton from which it is made should be of good quality. The following is the analysis of a sample of nitro-cellulose which made very good gelatine :—

Soluble cotton	99.118 per cent.
Gun-cotton	0.642 „
Non-nitrated cotton	0.240 „
Nitrogen	11.64 „
Total ash	0.25 „

The soluble cotton, which is a mixture of the tetra- and penta-nitrates is soluble in ether-alcohol, and also in nitro-glycerine, and many other solvents, whereas the hexa-nitrate (gun-cotton), $C_{12}H_{14}O_4(ONO_2)_6$, is not soluble in the above liquids, although it is soluble in acetone or acetic ether. It is very essential, therefore, that the nitro-cotton used in the manufacture of the gelatine explosives should be as free as possible from gun-cotton, otherwise little lumps of undissolved nitro-cotton will be left in the finished gelatine. The non-nitrated or unconverted cotton should also be very low, in fact considerably under $\frac{1}{2}$ per cent.

The nitro-cotton and the nitro-glycerine used should always be tested before use by the heat test, because if they do not separately stand this test, it cannot be expected that the gelatine made from them will do so. It often occurs, however, that although both the in-

redients stand this test separately before being mixed, that after the process of manufacture one or other or both fail to do so.

The nitro-cotton most suitable for gelatine making is that which has been finely pulped. If it is not already fine enough, it must be passed through a fine brass wire sieve. It will be found that it requires to be rubbed through by hand, and will not go through at all if in the least degree damp. It is better, therefore, to dry it first. The percentage of nitrogen in the nitrated cotton should be over 11 per cent. It should be as free as possible from sand or grit, and should give but little ash upon ignition, not more than 0.25 per cent. The cotton, which is generally packed wet in zinc-lined wooden boxes, will require to be dried, as it is very essential indeed that none of the materials used in the manufacture of gelatine should contain more than the slightest trace of water. If they do, the gelatine subsequently made from them will most certainly exude, and become dangerous and comparatively valueless. It will also be much more difficult to make the nitro-cotton dissolve in the nitro-glycerine if either contains water.

In order to find out how long any sample of cotton requires to be dried, a sample should be taken from the centre of several boxes, well mixed, and about 1,000 grms. spread out on a paper tray, weighed, and the whole then placed in the water oven at 100°C ., and dried for an hour or so, and again weighed, and the percentage of moisture calculated from the loss in weight. This will be a guide to the time that the cotton will probably require to be in the drying house. Samples generally contain from 20 to 30 per cent. of water. After drying for a period of forty-eight hours, a sample should be again dried in the oven at 100°C ., and the moisture

determined, and so on at intervals until the bulk of the cotton is found to be dry, *i.e.*, to contain from 0.25 to 0.5 per cent. of moisture. It is then ready to be sifted. During the process of removing to the sifting house and the sifting itself, the cotton should be exposed to the air as little as possible, as dry nitro-cotton absorbs as much as 2 per cent. of moisture from the air at ordinary temperatures and average dryness.

The drying house usually consists of a wooden building, the inside of which is fitted with shelves, or rather framework to contain drawers, made of wood, with brass or copper wire netting bottoms. A current of hot air is made to pass through the shelves and over the surface of the cotton, which is spread out upon them to the depth of about 2 inches. This current of air can be obtained in any way that may be found convenient, such as by means of a fan or Root's blower, the air being passed over hot bricks, or hot-water pipes before entering the building. The cotton should also be occasionally turned over by hand in order that a fresh surface may be continually exposed to the action of the hot air. The building itself may be heated by means of hot-water pipes, but on no account should any of the pipes be exposed. They should all be most carefully covered over with wood-work, because when the dry nitro-cotton is moved, as in turning it over, very fine particles get into the air, and gradually settling on the pipes, window ledges, &c., may become very hot, when the slightest friction might cause an explosion. It is on this account that this house should be very carefully swept out every day. It is also very desirable that the floor of this house should be covered with oilcloth or linoleum, as being soft, it lessens the friction.

List shoes should always be worn in this building,

and a thermometer hung up somewhere about the centre of the house, and one should also be kept in one of the trays to give the temperature of the cotton, especially the bottom of the trays. The one nearest to the hot air inlet should be selected. If the temperature of the house is kept at about 40° C. it will be quite high enough. The building must of course be properly ventilated, and it will be found very useful to have the walls made double, and the intervening space filled with cinders, and the roof covered with felt, as this helps to prevent the loss of heat through radiation, and to preserve a uniform temperature, which is very desirable.

The dry cotton thus obtained, if not already fine enough, should be sifted through a brass sieve, and packed away ready for use in zinc air-tight cases, or in indiarubber bags. The various gelatine compounds, gelignite, gelatine dynamite, and blasting gelatine, are manufactured in exactly the same way. The forms known as gelatine dynamite differ from blasting gelatine in containing certain proportions of wood-pulp and potassium nitrate, &c. The following are analyses of some typical samples of the three compounds:—

	Gelignite.	Gelatine Dynamite.	Blasting Gelatine.
Nitro-glycerine	60.514	71.128	92.94 per cent.
Nitro-cellulose	4.888	7.632	7.06 „
Wood-pulp	7.178	4.259	... „
Potassium nitrate	27.420	16.720	... „
Water -	...	0.261	... „

The gelignite and gelatine dynamites consist, therefore, of blasting gelatine, thickened up with a mixture of absorbing materials. Although the blasting gelatine is weight for weight more powerful, it is more difficult to make than either of the other two compounds, it being somewhat difficult to make it stand the exudation and

melting tests. The higher percentage of nitro-cotton, too, makes it expensive.

When the dry nitro-cotton, which has been carefully weighed out in the proportions necessary either for blasting gelatine or any of the other gelatine explosives, is brought to the gelatine making house, it is placed in a lead-lined trough, and the necessary quantity of pure dry nitro-glycerine poured upon it. The whole is then stirred up, and kept at a temperature of from 40° to 45° C. It should not be allowed to go much above 40° C.; but higher temperatures may be used if the nitro-cotton is very obstinate,* and will not dissolve. Great caution must, however, be observed in this case. The mixture should be constantly worked about by the workman with a wooden paddle for at least half an hour. At a temperature of 40° to 45° the nitro-glycerine acts upon the nitro-cotton and forms a jelly. Without heat the gelatinisation is very imperfect indeed, and at temperatures under 40° C. takes place very slowly. The limit of temperature is 50° C. or thereabout. Beyond this the jelly should never be allowed to go, and to 50° only under exceptional circumstances.

The tank in which the jelly is made is double lined, in order to allow of the passage of hot water between its inner and outer linings. A series of such tanks are generally built in a wooden framework, and the double linings are made to communicate, so that the hot water can flow from one to the other consecutively. The temperature of the water should be about 60° C. if it is intended to gelatinise at 45° C., and about 80° if at 50° C.; but this point must, of course, be found by experiment for the particular plant used. An arrangement

* Generally due to the nitro-cotton being damp.

should be made to enable the workman to at once cut off the supply of hot water and pass cold water through the tanks in case the explosive becomes too hot.




FIG. 9a.—MIXING MACHINE. *H*, Reversing Handle; *L*, Handle to tip up Mixer; *B*, Dividing Belts.

The best way to keep the temperature of the water constant is to have a large tank of water raised upon a platform, some 5 or 6 feet high, outside the building, which is automatically supplied with water, and into which steam is turned. A thermometer stuck through a piece of cork and floated upon the surface of the tank will give the means of regulating the temperature.



Fig. 29 c.

Fig. 29 c.




FIG. 9b.—SHOWING BLADES IN WERNER & PFLEIDERER'S MIXER.

When the jelly in the tanks has become semi-

transparent, and the cotton has entirely dissolved, the mixture should be transferred to a mixing machine. An ordinary bread-kneading machine does very well. It must, of course, be made of gun-metal or phosphor bronze. There must be no iron about the working parts, and the bearings must be carefully looked to.

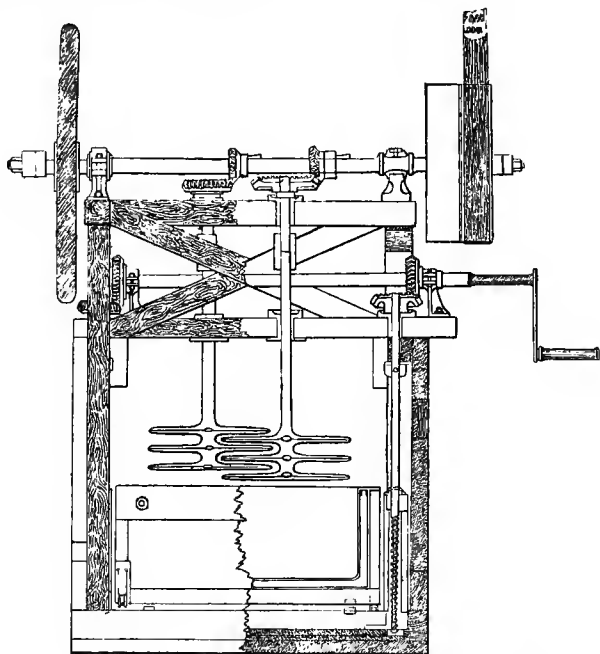


FIG. 10a.—MR M'ROBERTS' FORM OF MIXER FOR GELATINE EXPLOSIVES.

A suitable masticating machine for this purpose is supplied by Messrs Werner & Pfleiderer of London (Fig. 9), or George M'Roberts'* machine (Fig. 10, *a* and *b*)

* See *Jour. Soc. Chem. Ind.*, 1890, 267.

may be used. This latter is the form of mixer that is used at Nobel's factories.

If it is intended to make gelignite, or gelatine

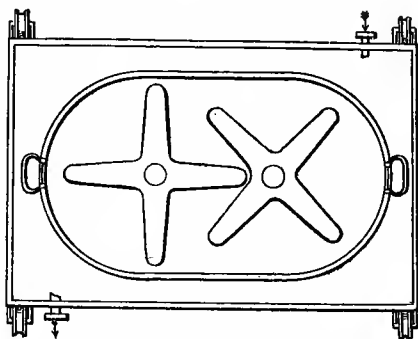


FIG. 106.—PLAN OF THE BOX CONTAINING THE EXPLOSIVE, IN M'ROBERTS' MACHINE.

dynamite, it is at this point that the proper proportions of wood-pulp* and potassium nitrate should be added,

* Most of the wood-pulp used in England is obtained from pine-trees, but poplar, lime, birch, and beech wood is also used. It is chiefly imported as wood-pulp. The pulp is prepared as follows :—The bark and roots are first removed, and the logs then sawn into boards, from which the knots are removed. The pieces of wood are afterwards put through a machine which breaks them up into small pieces about an inch long, which are then crushed between rollers. These fragments are finally boiled with a solution of sodium bisulphite, under a pressure of about 90 lbs. per square inch, the duration of the boiling being from ten to twelve hours. Sulphurous acid has also been used. Pine-wood yields about 45 per cent. and birch about 40 per cent. of pulp when treated by this process. The pulp is afterwards bleached and washed, &c. The following analysis of woods are by Dr H. Müller :—

	Birch.	Beech.	Lime.	Pine.	Poplar.	
Cellulose	55.52	45.47	53.09	56.99	62.77	per cent.
Resin	1.14	0.41	3.93	0.97	1.37	,
Aqueous extract	2.65	2.47	3.56	1.26	2.88	,
Water	12.48	12.57	10.10	13.87	12.10	,
Lignine	- 28.21	39.14	29.32	26.91	20.88	,

and the whole well mixed for at least half an hour, until the various ingredients are thoroughly incorporated. These mixing machines can either be turned by hand, or a shaft can be brought into the house and the machine worked by means of a belt at twenty to thirty revolutions per minute. The bearings should be kept constantly greased and examined, and the explosive mixture carefully excluded. When the gelatine mixture has been thoroughly incorporated, and neither particles of nitrate or wood meal can be detected in the mass, it should be transferred to wooden boxes and carried away to the cartridge-making machines to be worked up into cartridges.

The application of heat in the manufacture of the jelly from collodion-cotton and nitro-glycerine is absolutely necessary, unless some other solvent is used besides the nitro-glycerine, such as acetone, acetic ether, methyl, or ethyl alcohol. (They are all too expensive, with the exception of acetone and methyl alcohol, for use upon the large scale.) These liquids not only dissolve the nitro-cellulose in the cold, but render the resulting gelatine compound less sensitive to concussion, and reduce its quickness of explosion (as in cordite). They also lower the temperature at which the nitro-glycerine becomes congealed, *i.e.*, they lower the freezing point* of the resulting gelatine.

The finished gelatine paste, upon entering the cartridge huts, is at once transferred to the cartridge-making machine, which is very like an ordinary sausage-making machine† (Fig. 11). The whole thing must be made of gun-metal or brass, and it consists of a conical case con-

* It has been proposed to mix dynamite with amyl alcohol for this purpose.

† G. M'Roberts, *Jour. Soc. Chem. Ind.*, 31st March 1890, p. 266.

taining a shaft and screw. The revolutions of the shaft causes the thread of the screw to push forward the gelatine introduced by the hopper on the top to the nozzle, the apex of the cone-shaped case, from whence the gelatine issues as a continuous rope. The nozzle is of course of a diameter according to the size of cartridge required.

The issuing gelatine can of course be cut off at any length. This is best done with a piece of hard wood planed down to a cutting edge, *i.e.*, wedge-shaped. Mr Trench has devised a kind of brass frame, into which the gelatine issuing from the nozzle of the cartridge machine is forced, finding its way along a series of grooves. When the frame is full, a wooden frame, which is hinged

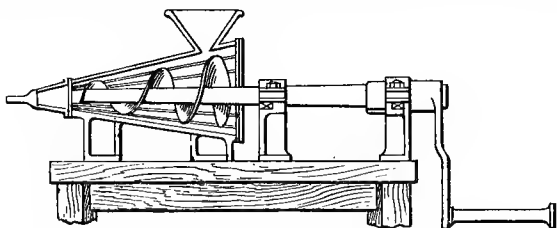


FIG. 11.—CARTRIDGE-MAKING MACHINE FOR GELATINE EXPLOSIVES.

to one end of the bottom frame, and fitted with a series of brass knives, is shut down, whereby cutting the gelatine up into lengths of about 4 inches.

It is essential that the cartridge machines should have no metallic contacts inside. The bearing for the screw shaft must be fixed outside the cone containing the gelatine. One of these machines can convert from 5 to 10 cwt. of gelatine into cartridges per diem, depending upon the diameter of the cartridges made.

After being cut up into lengths of about 3 inches, the gelatine is rolled up in cartridge paper. Waterproof

paper is generally used. The cartridges are then packed away in cardboard boxes, which are again packed in deal boxes lined with indiarubber, and screwed down air tight, brass screws or zinc or brass nails being used for the purpose. These boxes are sent to the magazines. Before the boxes are fastened down a cartridge or so should be removed and tested by the heat test, the liquefaction test, and the test for liability to exudation. (Appendix, p. 6, Explosives Act, 1875.) A cartridge also should be stored in the magazine in case of any subsequent dispute after the bulk of the material has left the factory.

The object of the liquefaction test is to ensure that the gelatine shall be able to withstand a fairly high temperature (such as it might encounter in a ship's hold) without melting or running together. The test is carried out as follows:—A cylinder of the gelatine dynamite is cut from the cartridge of a length equal to its diameter. The edges must be sharp. This cylinder is to be placed on end on a flat surface (such as paper), and secured by a pin through the centre, and exposed for 144 consecutive hours to a temperature of 85° to 90° F., and during such time the cylinder should not diminish in height by more than one-fourth of an inch, and the cut edges should remain sharp. There should also be no stain of nitroglycerine upon the paper.

The exudation test consists in freezing and thawing the gelatine three times in succession. Under these conditions there should be no exudation of nitroglycerine. All the materials used in the manufacture of gelatine explosives should be subjected to analytical examination before use, as success largely depends upon the purity of the raw materials. The wood-pulp, for instance, must be examined for acidity.

Properties of the Gelatine Compounds.—Blasting gelatine is generally composed of 93 to 95 parts nitro-glycerine, and 5 to 7 parts of nitro-cellulose, but the relative proportions of explosive base and nitro-glycerine, &c., in the various forms of the gelatine explosives do not always correspond to those necessary for total combustion, either because an incomplete combustion gives rise to a greater volume of gas, or because the rapidity of decomposition and the law of expansion varies according to the relative proportions and the conditions of application. The various additions to blasting gelatine generally have the effect of lowering the strength by reducing the amount of nitro-glycerine, but this is sometimes done in order to change a shattering agent into a propulsive force. If this process be carried too far, we of course lose the advantages due to the presence of nitro-glycerine. There is therefore a limit to these additions.*

The homogeneousness and stability of the mixture are of the highest importance. It is highly essential that the nitro-glycerine should be completely absorbed by the substances with which it is mixed, and that it should not subsequently exude when subjected to heat or damp. It is also important that there should be no excess of nitro-glycerine, as this may diminish instead of augment the strength, owing to a difference in the mode of the propagation of the explosive wave in the liquid and in the mixture. Nitro-glycerine at its freezing point has a tendency to separate from its absorbing material, in fact to exude. When frozen, too, it requires a more powerful detonation to explode it, but it is less sensitive to shock.

* Mica is said to increase the rapidity of explosion when mixed with gelatine.

The specific gravity of blasting gelatine is 1.5 (*i.e.*, nearly equal to that of nitro-glycerol); that of gun-cotton (dry) is 1.0.

Blasting gelatine burns in the air when unconfined without explosion, at least in small quantities and when not previously heated, but it is rather uncertain in this respect. It can be kept at a moderately high temperature (70° C.) without decomposition. At higher temperatures the nitro-glycerine will partially evaporate. When slowly heated, it explodes at 204° C. If, however, it contains as much as 10 per cent. of camphor, it burns without exploding. According to Berthelot,* gelatine composed of 91.6 per cent. nitro-glycerine and 8.4 per cent. of nitro-cellulose, which are the proportions corresponding to total combustion, produces by explosion $177\text{CO}_2 + 143\text{H}_2\text{O} + 8\text{N}_2$.

He takes $\text{C}_{24}\text{H}_{22}(\text{NO}_3\text{H})_9\text{O}_{11}$ as the formula of the nitro-cellulose, and $51\text{C}_3\text{H}_2(\text{NO}_3\text{H})_3 + \text{C}_{24}\text{H}_{22}(\text{NO}_3\text{H})_9\text{O}_{11}$ as the formula of the gelatine itself, its equivalent weight being 12,360 grms. The heat liberated by its explosion is equal to 19,381 calories, or for 1 kilo. 1,535 calories. Volume of gases reduced temperature equals 8,950 litres. The relative value † of blasting gelatine to nitro-glycerine is as 1.4 to 1.45, kieselguhr dynamite being taken as 1.0.

Cordite.—The British smokeless powder, cordite, is the patent of Sir F. A. Abel and Professor Dewar, and is somewhat similar to blasting gelatine. It is chiefly manufactured at the Royal Gunpowder Factory at Waltham Abbey, but also at one or two private factories. It consists of gun-cotton, 37 per cent.; nitro-glycerine, 58

* Berthelot, "Explosives and their Powers."

† Roux and Sarrau.

per cent.; and vaseline, 5 per cent. The gun-cotton used is the hexa-nitrate, which is not soluble in nitro-glycerine. It is therefore necessary to use some solvent such as acetone, in order to form the jelly with nitro-glycerine.

The process of manufacture of cordite is very similar, as far as the chemical part of the process is concerned, to that of blasting gelatine, and is briefly as follows:—The gun-cotton is first dried in the form of 9-oz. primers down to about 1 per cent. of moisture; $27\frac{3}{4}$ lbs. are then placed in a brass-lined box, and $43\frac{1}{2}$ lbs. of nitro-glycerine are carefully added; the whole is then mixed by hand, and afterwards taken to the incorporating machine, and thoroughly mixed. During the mixing, $15\frac{10}{16}$ lbs. of acetone is poured over the charge, and the whole worked into a dough; $3\frac{3}{4}$ lbs. of vaseline are also added, and the incorporation continued for seven hours in the form of kneading machine* shown in Fig. 9, which consists of a trough, composed of two halves of a cylinder, in each of which is a shaft which carries a revolving blade. These blades revolve in opposite directions, and one makes about half the number of revolutions of the other. As the blades very nearly touch the bottom of the trough, any material brought into the machine is divided into two parts, kneaded against the bottom, then pushed along the blade, turned over, and completely mixed. The machine is generally water jacketed, and the top closed in with a glass door, in order to prevent as far as possible the evaporation of the solvent.

When the various ingredients are formed into a

* The incorporating machines of Messrs Werner & Pfleiderer, which are largely used by the manufacturers of smokeless powders, are probably the most perfect ever designed for the purpose.

homogeneous mass, the material is taken to the press house, where by means of specially designed presses it is squirted into threads. The plastic mass is pressed into a steel cylinder, at the bottom of which is a small hole, through which it is squirted by means of a plunger or piston pressing on the other end of the cylinder. The cords thus obtained are then wound on a metal drum. Three of these threads are then wound on one drum, and finally six strands are afterwards reeled on a single drum. This is done in order to obtain a uniform blending of the material. With cordite of a larger diameter, the cord is at once cut into lengths of 12 inches. The drums are then taken to the drying house, where the cordite is subjected to a temperature of 100° Fahr. for three to nine days, in order to evaporate off the solvent.

CHAPTER IV.

NITRO-CELLULOSE, &c.

Cellulose Properties—Discovery of Gun-Cotton—Properties of Gun-Cotton—Varieties of Soluble and Insoluble Gun-Cottons—Manufacture of Gun-Cotton—Dipping and Steeping—Whirling out the Acid—Washing—Boiling—Pulping—Compressing—The Waltham Abbey Process—Le Bouchet Process—Granulation of Gun-Cotton—Collodion-Cotton Manufacture—Acid Mixture used—Cotton used, &c.—Nitrated Gun-Cotton Tonite—Dangers in Manufacture of Gun-Cotton—Trench's Fire-Extinguishing Compound—Uses of Collodion-Cotton—Celluloid—Manufacture, &c.—Nitro-Starch, Nitro-Jute, and Nitro-Mannite.

The Nitro-Celluloses.—The substance known as cellulose forms the groundwork of vegetable tissues. The cellulose of the woody parts of plants was at one time supposed to be a distinct body, and was called lignine, but they are now regarded as identical. The formula of cellulose is $(C_6H_{10}O_5)_x$, and it can be extracted in the pure state, from young and tender portions of plants by first crushing them, to rupture the cells, and then extracting with dilute hydrochloric acid, water, alcohol, and ether in succession, until none of these solvents remove anything more. Fine paper or cotton wool yield very nearly pure cellulose by similar treatment.

Cellulose is a colourless, transparent mass, absolutely insoluble in water, alcohol, or ether. It is, however, soluble in a solution of cuprammonic solution, prepared from basic carbonate or hydrate of copper and aqueous

ammonia. The specific gravity of cellulose is 1.25 to 1.45. According to Schulze, its elementary composition is expressed by the percentage numbers :—

Carbon	44.0 per cent.	44.2 per cent.
Hydrogen	6.3 „	6.4 „
Oxygen	49.7 „	49.4 „

These numbers represent the composition of the ash free cellulose. Nearly all forms of cellulose, however, contain a small proportion of mineral matters, and the union of these with the organic portion of the fibre or tissue is of such a nature that the ash left on ignition preserves the form of the original. "It is only in the growing point of certain young shoots that the cellulose tissue is free from mineral constituents" (Hofmeister).

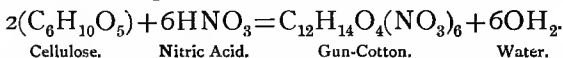
Cellulose is a very inert body. Cold concentrated sulphuric acid causes it to swell up, and finally dissolves it, forming a viscous solution. Hydrochloric acid has little or no action, but nitric acid has, and forms a series of bodies known as nitrates or nitro-celluloses. Cellulose has some of the properties of alcohols, among them the power of forming etherial salts with acids. When cellulose in any form, such as cotton, is brought into contact with strong nitric acid at a low temperature, a nitrate or nitro product, containing nitryl, or the NO_2 group, is produced. The more or less complete replacement of the hydroxylic hydrogen by NO_2 groups depends partly on the concentration of the nitric acid used, partly on the duration of the action. If the most concentrated nitric and sulphuric acids are employed, and the action allowed to proceed for some considerable time, the highest nitrate, known as hexa-nitro-cellulose or gun-cotton, $\text{C}_{12}\text{H}_{14}\text{O}_4(\text{O}.\text{NO}_2)_6$, will be formed; but with weaker acids, and a shorter exposure to their action, the tetra and penta and lower nitrates will be formed.

The discovery of gun-cotton is generally attributed to Schönbein (1846), but Braconnot (in 1832) had previously nitrated starch, and six years later Pelouse prepared nitro-cotton and various other nitro bodies, and Dumas nitrated paper, but Schönbein was apparently the first chemist to use a mixture of strong nitric and sulphuric acids. Many chemists, such as Piobert in France, Morin in Russia, and Abel in England, studied the subject; but it was in Austria, under the auspices of Baron Von Lenk, that the greatest progress was made. Lenk used cotton in the form of yarn, made up into hanks, which he first washed in a solution of potash, and then with water, and after drying dipped them in the acids. The acid mixture used consisted of 3 parts by weight of sulphuric to 1 part of nitric acid, and were prepared some time before use. The cotton was dipped one skein at a time, stirred for a few minutes, pressed out, steeped, and excess of acid removed by washing with water, then with dilute potash, and finally with water. Von Lenk's process was used in England at Faversham (Messrs Hall's Works), but was given up on account of an explosion (1847).

Sir Frederick Abel, working at Stowmarket and Waltham Abbey, introduced several very important improvements into the process, the chief among these being pulping. Having traced the cause of its instability to the presence of substances caused by the action of the nitric acid on the resinous or fatty substances contained in the cotton fibre, he succeeded in eliminating them, by boiling the nitro-cotton in water, and by a thorough washing, after pulping the cotton in poachers.

Although gun-cottons are generally spoken of as nitro-celluloses, they are more correctly described as cellulose nitrates, for unlike nitro bodies of other series,

they do not yield, or have not yet done so, amido bodies, on reduction with nascent hydrogen.* The equation of the formation of gun-cotton is as follows:—



The sulphuric acid used does not take part in the reaction, but its presence is absolutely essential to combine with the water set free, and thus to prevent the weakening of the nitric acid. The acid mixture used at Waltham Abbey consists of 3 parts by weight of sulphuric acid of 1.84 specific gravity, and 1 part of nitric acid of 1.52 specific gravity. The same mixture is also used at Stowmarket (the New Explosive Company's Works). The use of weaker acids results in the formation of collo-dion-cotton and the lower nitrates generally.

The nitrate which goes under the name of gun-cotton is generally supposed to be the hexa-nitrate, and to contain 14.14 per cent. of nitrogen; but a higher percentage than 13.7 has not been obtained from any sample. It is almost impossible (at any rate upon the manufacturing scale) to make pure hexa-nitro-cellulose or gun-cotton; it is certain to contain several per cents. of the soluble forms, *i.e.*, lower nitrates. It often contains as much as 15 or 16 per cent., and only from 13.07 † to 13.6 per cent. of nitrogen.

A whole series of nitrates of cellulose are supposed to exist, the highest member being the hexa-nitrate, and the lowest the mono-nitrate. Gun-cotton was at one

* "Cellulose," by Cross and Bevan, ed. by W. R. Hodgkinson, p. 9.

† Mr J. J. Sayers, in evidence before the court in the "Cordite Case," says he found 15.2 and 16.1 per cent. soluble cotton, and 13.07 and 13.08 per cent. nitrogen in two samples of Waltham Abbey gun-cotton.

time regarded as the tri-nitrate, and collodion-cotton as the di-nitrate and mono-nitrate, their respective formula being given as follows :—

Mono-nitro-cellulose -	$C_6H_9(NO_2)O_5 = 6.763$	per cent. nitrogen.
Di-nitro-cellulose	$C_6H_8(NO_2)_2O_5 = 11.11$	” ”
Tri-nitro-cellulose	$C_6H_7(NO_2)_3O_5 = 14.14$	” ”

But gun-cotton is now regarded as the hexa-nitrate, and collodion-cotton as a mixture of all the other nitrates. In fact, chemists are now more inclined to divide nitro-cellulose into the soluble and insoluble forms, the reason being that it is quite easy to make a nitro-cellulose entirely soluble in a mixture of ether-alcohol, and yet containing as high a percentage of nitrogen as 12.6; whereas the di-nitrate* should theoretically only contain 11.11 per cent. On the other hand, it is not possible to make gun-cotton with a higher percentage of nitrogen than about 13.7, even when it does not contain any nitro-cotton that is soluble in ether-alcohol.† The fact is that it is not at present possible to make a nitro-cellulose which shall be either entirely soluble or entirely insoluble, or which will contain the theoretical content of nitrogen to suit any of the above formulæ for the cellulose nitrates. It is not unlikely that a long series of nitrates exists. It is at any rate certain that whatever strength of acids may be used, and whatever tempera-

* The penta-nitrate $C_{12}H_{15}O_5(NO_2)_5 = 12.75$ per cent. nitrogen.

† In the Cordite Trial (1894), Sir F. A. Abel said, “Before 1888 there was a broad distinction between soluble and insoluble nitro-cellulose, collodion-cotton being soluble (in ether-alcohol) and gun-cotton insoluble.” Sir H. E. Roscoe, “That he had been unable to make a nitro-cotton with a higher nitrogen content than 13.7.” And Prof. G. Lunge said, “Gun-cotton always contained soluble cotton, and *vice versa*.” These opinions were also generally confirmed by Dr E. Frankland, Mr W. Crookes, Dr Armstrong, and others.

ture or other conditions may be present during the nitration, that the product formed always consists of a mixture of the soluble and insoluble nitro-cellulose.

Theoretically 100 parts of cotton by weight should produce 218.4 parts of gun-cotton, but in practice the yield is a good deal less, both in the case of gun-cotton or collodion-cotton. In speaking of soluble and insoluble nitro-cellulose, it is their behaviour, when treated with a solution consisting of 2 parts ether and 1 of alcohol, that is referred to. There is, however, another very important difference, and that is their different solubility in nitro-glycerine. The lower nitrates or soluble form is soluble in nitro-glycerine under the influence of heat, a temperature of about 50° C. being required. At lower temperatures the dissolution is very imperfect indeed; and after the materials have been left in contact for days, the threads of the cotton can still be distinguished. The insoluble form or gun-cotton is entirely *insoluble* in nitro-glycerine. It can, however, be made to dissolve* by the aid of acetone or acetic ether. Both or rather all the forms of nitro-cellulose can be dissolved in acetone or acetic ether. They also dissolve in concentrated sulphuric acid, and the penta-nitrate in nitric acid at about 80° or 90° C.

The penta-nitrate may be obtained in a pure state by the following process, devised by Eder:—The gun-cotton is dissolved in concentrated nitric acid at 90° C., and re-precipitated by the addition of concentrated sulphuric acid. After cooling to 0° C., and mixing with a larger volume of water, the precipitated nitrate is washed with water, then with alcohol, dissolved in ether-alcohol, and again precipitated with water, when it is obtained pure.

* Or rather to form a transparent jelly.

This nitrate is soluble in ether-alcohol, and slightly in acetic acid, easily in acetone, acetic ether, and methyl-alcohol, insoluble in alcohol. Strong potash (KOH) solution converts into the di-nitrate $C_{12}H_{18}O_8(NO_3)_2$. The hexa-nitrate is not soluble in acetic acid or methyl-alcohol.

The lower nitrates known as the tetra- and tri-nitrates are formed together when cellulose is treated with a mixture of weak acids, and allowed to remain in contact with them for a very short time (twenty minutes). They cannot be separated from one another, as they all dissolve equally in ether-alcohol, acetic ether, acetic acid, methyl-alcohol, acetone, &c.

As far as the manufacture of explosive bodies is concerned, the two forms of nitro-cellulose used and manufactured are gun-cotton or the hexa-nitrate (once regarded as tri-nitro-cellulose), which is also known as insoluble gun-cotton, and the soluble form of gun-cotton, which is also known as collodion, and consists of a mixture of several of the lower nitrates. It is probable that it chiefly consists, however, of the next highest nitrate to gun-cotton, as the theoretical percentage of nitrogen for this body, the penta-nitrate, is 12.75 per cent., and analyses of commercial collodion-cotton, entirely soluble in ether-alcohol, often give as high a percentage as 12.6.

We shall only describe the manufacture of the two forms known as soluble and insoluble, and shall refer to them under their better known names of gun-cotton and collodion-cotton. The following would, however, be the formulæ* and percentage of nitrogen of the complete series:—

* Berthelot takes $C_{24}H_{40}O_{20}$ as the formula of cellulose; and M. Vieille regards the highest nitrate as $(C_{24}H_{18}(NO_3H)_{11}O_9)$. *Compt. Rend.*, 1882, p. 132.

Hexa-nitro-cellulose -	$C_{12}H_{14}O_4(NO_3)_8$	14.14 per cent. nitrogen.
Penta- „	$C_{12}H_{15}O_5(NO_3)_5$	12.75 „ „
Tetra- „	$C_{12}H_{16}O_6(NO_3)_4$	11.11 „ „
Tri- „	$C_{12}H_{17}O_7(NO_3)_3$	9.13 „ „
Di- „	$C_{12}H_{18}O_8(NO_3)_2$	7.65 „ „
Mono- „	$C_{12}H_{19}O_9(NO_3)$	3.80 „ „

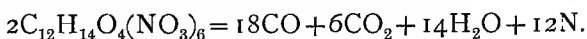
Properties of Gun-Cotton.—The absolute density of gun-cotton is 1.5. When in lumps its apparent density is 0.1; if twisted into thread, 0.25; when subjected, in the form of pulp, to hydraulic pressure, 1.0. Gun-cotton preserves the appearance of the cotton from which it is made. It is, however, harsher to the touch; it is only slightly hygroscopic (dry gun-cotton absorbs 2 per cent. of moisture from the air). It possesses the property of becoming electrified by friction. It is soluble in acetic ether and acetone, insoluble in water, alcohol, ether, ether-alcohol, methyl-alcohol, &c. It is very explosive, and is ignited by contact with an ignited body, or by shock, or when it is raised to a temperature of 172° C. It burns with a yellowish flame, almost without smoke, and leaves little or no residue. The volume of the gases formed is large, and consists of carbonic acid, carbonic oxide, nitrogen, and water gas. Compressed gun-cotton when ignited often explodes if previously heated to 100° C.

Gun-cotton kept at 80° to 100° C. decomposes slowly, and sunlight causes it to undergo a slow decomposition. It can, however, be preserved for years without undergoing any alteration. It is very susceptible to explosions by influence. For instance, a torpedo, even placed at a long distance, may explode a line of torpedoes charged with gun-cotton. The velocity of the propagation of the explosion in metallic tubes filled with pulverised gun-cotton has been found to be from 5,000 to 6,000

mms per second in tin tubes, and 4,000 in leaden tubes (Sebert).

Gun-cotton loosely exposed in the open air burns eight times as quickly as powder (Piobert). A thin disc of gun-cotton may be fired into from a rifle without explosion; but if the thickness of the disc be increased, an explosion may occur. The effect of gun-cotton in mines is very nearly the same as that of dynamite for equal weights. It requires, however, a stronger detonator, and it gives rise to a larger quantity of carbonic oxide gas. Gun-cotton should be neutral to litmus, and should stand the Government heat test—temperature of 150° F. for fifteen minutes (see page 235). In the French navy gun-cotton is submitted to a heat test of 65° C. (= 149° F.) for eleven minutes. It should contain as small a percentage of soluble nitro-cotton and of non-nitrated cotton as possible.

The products of perfectly detonated gun cotton may be expressed by the following equation:—



It does not therefore contain sufficient oxygen for the complete combustion of its carbon. It is for this reason that when used for mining purposes a nitrate is generally added to supply this defect (as, for instance, in tonite). It tends also to prevent the evolution of the poisonous gas, carbonic oxide. The success of the various gelatine explosives is due to this fact, viz., that the nitro-glycerine has an excess of oxygen, and the nitro-cotton too little, and thus the two explosives help one another.

In practice the gases resulting from the explosion of gun-cotton are:—Carbonic oxide, 28.55; carbonic acid, 19.11; marsh gas (CH₄), 11.17; nitric oxide, 8.83; nitrogen, 8.56; water vapour, 21.93 per cent. The late Mr

E. O. Brown, of Woolwich Arsenal, discovered that perfectly wet and unflammable compressed gun-cotton could be easily detonated by the detonation of a priming charge of the dry material in contact with it. This rendered the use of gun-cotton very much safer for use as a military or mining explosive.

As a mining explosive, however, gun-cotton is now chiefly used under the form of tonite, which is a mixture of half gun-cotton and half barium-nitrate. This material is sometimes spoken of as "nitrated gun-cotton." The weight of gun-cotton required to produce an equal effect either in heavy ordnance or in small arms is to the weight of gunpowder in the proportion of 1 to 3, *i.e.*, an equal weight of gun-cotton would produce three times the effect as gunpowder. Its rapidity of combustion, however, requires to be modified for use in firearms. Hence the lower nitrates are generally used, or such compounds as nitro-lignose, nitrated wood, &c., are used.

The initial pressure produced by the explosion of gun-cotton is very large, equal to 18,135 atmospheres, and 8,740 kilogrammes per square centimetre for 1 kilo., the heat liberated being 1,075 calories (water liquid), or 997.7 cal. (water gaseous), but the quantity of heat liberated changes with the equation of decomposition. According to Berthelot,* the heat of formation of collodion-cotton is 696 cal. for 1,053 grms., or 661 cal. for 1 kilo. The heat liberated in the total combustion of gun-cotton by free oxygen at constant pressure is 2,633 cal. for 1,143 grms., or for 1 kilo. gun-cotton 2,302 cal. (water liquid), or 2,177 cal. (water gaseous). The heat of decomposition of gun-cotton in a closed vessel, found by experiment at a low density of charge (0.023), amounts to 1,071 cal.

* "Explosives and their Power," trans. by Hake and M'Nab.

for 1 kilo. of the substance, dry and free from ash. To obtain the maximum effect of gun-cotton it must be used in a compressed state, for the initial pressures are thereby increased. Wet gun-cotton is much less sensitive to shock than dry. Paraffin also reduces its liability to explode, so also does camphor.

The substance known as celluloid, a variety of nitro-cellulose nearly corresponding to the formula $C_{24}H_{24}(NO_3H)_8O_{12}$, to which camphor and various inert substances are added, so as to render it non-sensitive to shock, may be worked with tools, and turned in the lathe in the same manner as ivory, instead of which material celluloid is now largely used for such articles as knife handles, combs, &c. Celluloid is very plastic when heated towards $150^\circ C.$, and tends to become very sensitive to shock, and in large quantities might become explosive during a fire, owing to the general heating of the mass, and the consequent evaporation of the camphor. When kept in the air bath at $135^\circ C.$, celluloid decomposes quickly. In an experiment (made by M. Berthelot) in a closed vessel at $135^\circ C.$, and the density of the charge being 0.4, it ended in exploding, developing a pressure of 3,000 kilos. A large package of celluloid combs also exploded in the guard's van on one of the German railways a few years ago. Although it is not an explosive under ordinary circumstances, or even with a powerful detonator, considerable care should be exercised in its manufacture.

The Manufacture of Gun-Cotton.—The method used for the manufacture of gun-cotton is that of Abel (Spec. No. 1102, 20. 4. 65). It was worked out chiefly at Stowmarket* and Waltham Abbey,† but has in the

* The New Explosive Co. Works.

† Royal Gunpowder Factory.

course of time undergone several alterations. These modifications have taken place, however, chiefly upon the Continent, and relate more to the apparatus and machinery used than to any alteration in the process itself. The form of cellulose used is cotton-waste,* which consists of the clippings and waste material from cotton mills. After it has been cleaned and purified from grease, oil, and other fatty substances by treatment with alkaline solutions, it is carefully picked over, and every piece of coloured cotton-rag or string carefully removed. The next operation to which it is submitted has for its object the opening up of the material. For this purpose it is put through a carding machine, and afterwards through a cutting machine, whereby it is reduced to a state suitable for its subsequent treatment with the acids, that is, it has been cut into short lengths, and the fibres opened up and separated from one another.

Drying the Cotton.—This operation is performed in either of two ways. The cotton may either be placed upon shelves in a drying house, through which a current of hot air circulates, or dried in steam-jacketed cylinders. It is very essential that the cotton should be as dry as

* Costs from £10 to £25 a ton. In his description of the "Preparation of Cotton-waste for the Manufacture of Smokeless Powder," A. Hertzog states that the German military authorities require a cotton which when thrown into water sinks in two minutes; when nitrated, does not disintegrate; when treated with ether, yields only 0.9 per cent. of fat; and containing only traces of chlorine, lime, magnesia, iron, sulphuric acid, and phosphoric acid. If the cotton is very greasy, it must be first boiled with soda-lye under pressure, washed, bleached with chlorine, washed, treated with sulphuric acid or HCl, again washed, centrifuged, and dried; if very greasy indeed a preliminary treatment with lime-water is desirable. See also "Inspection of Cotton Waste for Use in the Manufacture of Gun-cotton, by C. E. Munroe, *J. Am. Chem. Soc.*, 1895, 17, 783.

possible before dipping in the acids, especially if a wholly "insoluble" nitro-cellulose is to be obtained. After drying it should not contain more than 0.5 per cent. of moisture, and less than this if possible. The more general method of drying the cotton is in steam-jacketed tubes, *i.e.*, double cylinders of iron, some 5 feet long and 1½ feet wide. The cotton is placed in the central chamber (Fig. 12), while steam is made to circulate in the surrounding jacket, and keeps the whole cylinder at a high temperature (steam pipes may be coiled round the outside of an iron tube, and will answer equally well). By means of a pipe which communicates with a compressed air reservoir, a current of air enters at the bottom,

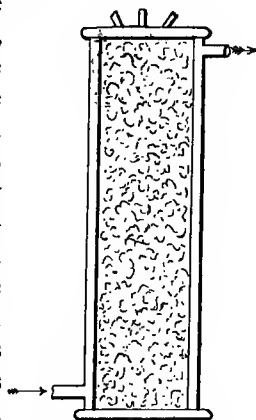


FIG. 12.—COTTON DRYER.

and finds its way up through the cotton, and helps to remove the moisture that it contains. The raw cotton generally contains about 10 per cent. of moisture, and should be dried until it contains only ½ per cent. or less. For this it will generally have to remain in the drying cylinder for about five hours. At the end of that time a sample should be taken from the *top* of the cylinder, and dried in the water oven (100° C.*) for an hour to an hour and a half, and reweighed, and the moisture then remaining in it calculated.

It is very convenient to have a large copper water oven, containing a lot of small separate compartments, large enough to hold about a handful of the cotton, and

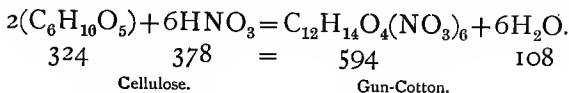
* It is dried at 180° C. at Waltham Abbey, in a specially constructed drying chamber,

each compartment numbered, and corresponding to one of the drying cylinders. The whole apparatus should be fixed against the wall of the laboratory, and may be heated by bringing a small steam pipe from the boiler house. It is useful to have a series of copper trays, about 3 inches by 6 inches, numbered to correspond to the divisions in the steam oven, and exactly fitting them. These trays can then be taken by a boy to the drying cylinders, and a handful of the cotton from each placed in them, and afterwards brought to the laboratory and weighed (a boy can do this very well), placed in their respective divisions of the oven, and left for one to one and a half hours, and reweighed.

When the cotton is found to be dry the bottom of the drying cylinder is removed, and the cotton pushed out from the top by means of a piece of flat wood fixed on a broom-handle. It is then packed away in galvanised-iron air-tight cases, and is ready for the next operation. At some works the cotton is dried upon shelves in a drying house through which hot air circulates, the shelves being of canvas or of brass wire netting. The hot air must pass under the shelves and through the cotton, or the process will be a very slow one.

Dipping and Steeping.—The dry cotton has now to be nitrated. This is done by dipping it into a mixture of nitric and sulphuric acids. The acids used must be strong, that is, the nitric acid must be at least of a gravity of 1.53 to 1.52, and should contain as little nitric oxide as possible. The sulphuric acid must have a specific gravity of 1.84 at 15° C., and contain about 97 per cent. of the mono-hydrate (H_2SO_4). In fact, the strongest acids obtainable should be used when the product required is gun-cotton, *i.e.*, the highest nitrate.

The sulphuric acid takes no part in the chemical reaction involved, but is necessary in order to combine with the water that is liberated in the reaction, and thus to maintain the strength of the nitric acid. The reaction which takes place is the following:—



Theoretically,* therefore, 1 part of cellulose should form 1.8 parts of gun-cotton. Practically, however, this is never obtained, and 1.6 lbs. from 1 lb. of cellulose is very good working. The mixture of acids used is generally 1 to 3, or 25 per cent. nitric acid to 75 per cent. sulphuric acid.

The dipping is done in cast-iron tanks (Fig. 13), a series of which is arranged in a row, and cooled by a stream of cold water flowing round them. The tanks hold about 12 gallons, and the cotton is dipped in portions of 1 lb. at a time. It is thrown into the acids, and

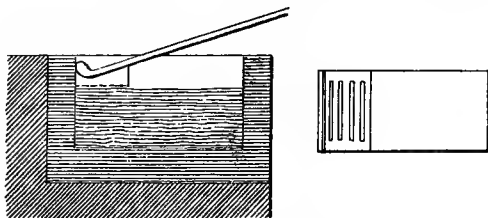



FIG. 13.—TANK FOR DIPPING COTTON.

the workman moves it about for about three minutes with an iron rabble. At the end of that time he lifts it up on to an iron grating, just above the acids, fixed

$$* \frac{594 \times 1}{324} = 1.83.$$

at the back of the tank, where by means of a movable lever he gently squeezes it, until it contains about ten times its weight of acids (the 1 lb. weighs 10 lbs.). It is then transferred to earthenware pots to steep.

The above-described process is in use in nearly all the gun-cotton works in England, but on the Continent other processes have been devised. Messrs Selwig & Lange, of Brunswick, for instance, have introduced what they term "a centrifugal nitrating apparatus," which consists of a perforated revolving basket in a centrifugal machine, which is arranged inside the acid



MANLOVE ALLIOTT & CO. LD.
ENGINEERS
NOTTINGHAM

FIG. 14—HYDRO-EXTRACTOR.

tank. The cotton, straw, &c., is nitrated within the machine, and after the acids are run off, the nitro-cellulose can be dried by centrifugal force. The advantages of these nitrating machines do not appear to be very great, and it is doubtful if as uniform a nitration is obtained as dipping the cotton in small portions at a time.

Steeping.—The nitrated cotton, when withdrawn

from the dipping tanks, and still containing an excess of acids, is put into earthenware pots of the shape shown in Fig. 15. The lid is put on, and the pots placed in rows in a wooden tank, about a foot deep, through which a stream of water is constantly flowing. This tank forms the floor of the steeping house. The cotton remains in these pots for a period of forty-eight hours, and must be kept cool. Between 18° and 19° C. is the highest temperature desirable, but the cooler the pots are kept the better. At the end of forty-eight hours the chemical reaction is complete, and the cotton is or should be wholly converted into nitro-cellulose; that is, there should be no unnitrated cotton.




FIG. 15.—COTTON STEEPING POT.

Whirling Out the Acid.—The next operation is to remove the excess of acid. This is done by placing the contents of two or three or more pots into a centrifugal hydro-extractor (Fig. 14), making 1,000 to 1,500 revolutions per minute. The hydro-extractor consists of a machine with both an inner cylinder and an outer one, both revolving in concert and driving outwardly the liquid to the chamber, from which it runs away by a discharge pipe. The wet cotton is placed around the inner cone. The cotton, when dry, is removed, and at once thrown into a large tank of water, and the waste acids are collected in a tank.*

* Care must be taken in hot weather that the gun-cotton does not fire, as it does sometimes, directly the workman goes to remove it after the machine is stopped. It also occurs more often in damp weather. Dr Schüpphaus, of Brooklyn, U.S.A., proposes to treat the waste acids from the nitration of cellulose by adding to them sulphuric anhydride and nitric acid. The sulphuric anhydride added converts the water liberated from the cellulose into sulphuric acid.

Washing.—The cotton has now to be carefully washed. This is done in a large wooden tank filled with water. If, however, a river or canal runs through the works, a series of wooden tanks, the sides and bottoms of which are pierced with holes, so as to allow of the free circulation of water, should be sunk into a wooden platform that overhangs the surface of the river in such a way that the tanks are immersed in the water, and of course always full. During the time that the cotton is in the water a workman turns it over constantly with a wooden paddle. A stream of water, in the form of a cascade, should be allowed to fall into these tanks. The cotton may then be thrown on to this stream of water, which, falling some height, at once carries the cotton beneath the surface of the water. This proceeding is necessary because the cotton still retains a large excess of strong acids, and when mixed with water gives rise to considerable heat, especially if mixed slowly with water. After the cotton has been well washed, it is again wrung out in a centrifugal machine, and afterwards allowed to steep in water for some time.

Boiling.—The washed cotton is put into large iron boilers with plenty of water, and boiled for some time at 100° C. In some works lead-lined tanks are used, into which a steam pipe is led. The soluble impurities of unstable character, to which Sir F. A. Abel traced the liability of gun-cotton to instability, are thereby removed. These impurities consist of the products formed by the action of nitric acid on the fatty and resinous substances contained in the cotton fibres. The water in the tanks should be every now and again renewed, and after the first few boilings the waters should be tested with litmus paper until they are no longer found to be acid.

Pulping.—The idea of pulping is also due to Abel. By its means a very much more uniform material is obtained. The process is carried out in an apparatus known as a “Beater” or “Hollander” (Fig. 16). It

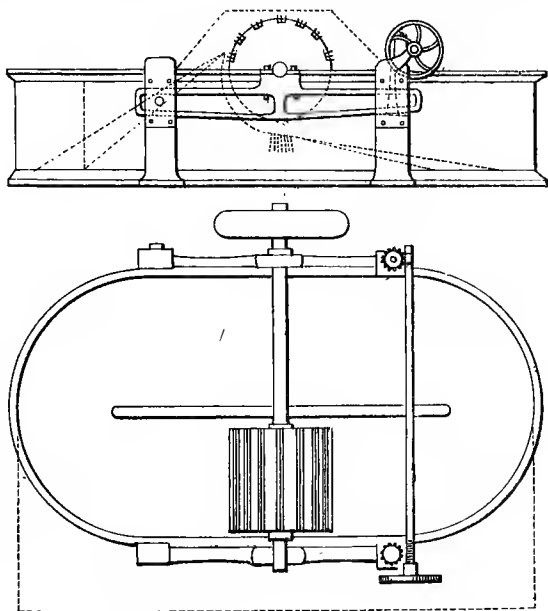


FIG. 16a.—THE BEATER FOR GUN-COTTON.

consists of a kind of wooden tank some 2 or 3 feet deep of an oblong shape, in which a wheel carrying a series of knives is made to revolve, the floor of the tank being sloped up so as to almost touch the revolving wheels. This part of the floor, known as the “craw,” is a solid piece of oak, and a box of knives is fixed into it, against which the knives in the revolving wheel are



FIG. 16b.—WHEEL OF BEATER.

pressed. The beater is divided into two parts—the wording side, in which the cotton is cut and torn between the knife edges in the revolving cylinder and those in the box; and the running side, into which the cotton passes after passing under the cylinder. The wheel is generally boxed in to prevent the cotton from being thrown out during its revolution. The cotton is thus in constant motion, continually travelling round, and passing between the knives in the revolving cylinder and those in the box fixed in the wooden block beneath it. The beater is kept full of water, and the cotton is gradually reduced to a condition of pulp. The wheel revolves at the rate of 100 to 150 times a minute.

When the gun-cotton is judged to be sufficiently fine, the contents of the beater are run into another very

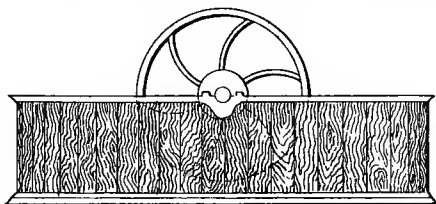


FIG. 17a.—POACHER FOR PULPING GUN-COTTON.

similar piece of machine, known as the “poacher” (Fig. 17, *a, b, c*), in which the gun-cotton is continuously agitated together with a large quantity of water, which can be easily run off and replaced as often as required. When the material is first run into the poacher from the beater, the water with which it is then mixed is first run away and clean water added. The paddle wheel is then set in motion, and at intervals fresh water is added. There is a strainer at the bottom of the poacher which enables the water to be drawn off without disturbing the cotton pulp. After the gun-cotton has been in the poacher for

some time, a sample should be taken by holding a rather large mesh sieve in the current for a minute or so. The pulp will thus partly pass through and partly be caught upon the sieve, and an average sample will be thus obtained. The sample is squeezed out by hand, bottled, and taken to the laboratory to be tested by the heat test

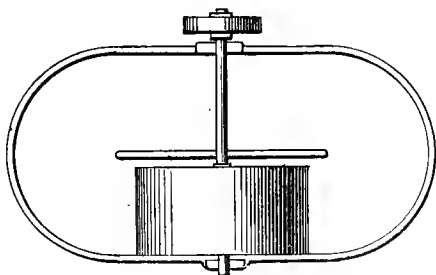


FIG. 17*b*.—PLAN OF THE POACHER.

for purity. It first, however, requires to be dried. This is best done by placing the sample between coarse filter paper, and then putting it under a hand-screw press,

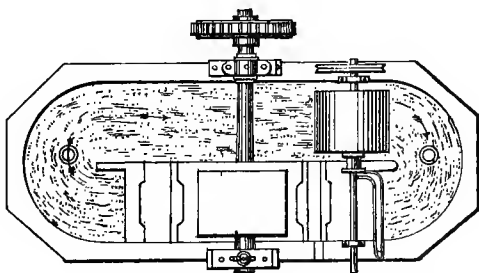


FIG. 17*c*.—ANOTHER FORM OF POACHER.

where it can be subjected to a tolerably severe pressure for about three minutes. It is then rubbed up very finely with the hands, and placed upon a paper tray, about 6 inches by 4½ inches, which is then placed inside

a water oven upon a shelf of coarse wire gauze, the temperature of the oven being kept as near as possible to 120° F. (49° C.), the gauze shelves in the oven being kept about 3 inches apart. The sample is allowed to remain at rest for fifteen minutes in the oven, the door of which is left wide open. After the lapse of fifteen minutes the tray is removed and exposed to the air of the laboratory (away from acid fumes) for two hours, the sample being at some point within that time rubbed upon the tray with the hand, in order to reduce it to a fine and uniform state of division. Twenty grains (1.296 grms.) are used for the test. (See Heat Test, page 239.)

If the gun-cotton sample removed from the poacher stands the heat test satisfactorily, the machine is stopped, and the water drained off. The cotton is allowed some little time to drain, and is then dug out by means of wooden spades, and is then ready for pressing. The poachers hold about 1,000 lbs. of material, and as this represents the products of many hundred distinct nitrating operations, a very uniform mixture is obtained. Two per cent. of carbonate of soda is sometimes added, but it is not really necessary if the cotton has been properly washed.

Compressing Gun-Cotton.—The gun-cotton, in the state in which it is removed from the poacher, contains from 28 to 30 per cent. of water. In order to remove this, the cotton has to be compressed by hydraulic power. The dry compressed gun-cotton is packed in boxes containing 2,500 lbs. of dry material. In order to ascertain how much of the wet cotton must be put into the press, it is necessary to determine the percentage of water. This may be done by drying 2,000 grains upon a paper tray (previously dried at 100° C.) in the water oven at

100° C. for three hours, and reweighing and calculating the percentage of water. It is then easy to calculate how much of the wet gun-cotton must be placed in the hopper of the press in order to obtain a block of compressed cotton of the required weight. Various forms of presses are used, and gun-cotton is sent out either as solid blocks, compressed discs, or in the form of an almost dry powder, in zinc-lined, air-tight cases. The discs are often soaked in water after compression until they have absorbed 25 per cent. of moisture.

The Waltham Abbey Process.—At the Royal Gunpowder Factory, Waltham Abbey, the manufacture of gun-cotton has been carried out for many years under the direction of Sir Frederick A. Abel. The process used differs but little from that used at Stowmarket. The cotton used is of a good quality, it is sorted and picked over to remove foreign matters, &c., and is then cut up by a kind of guillotine into 2-inch lengths. It is then dried in the following manner. The cotton is placed upon an endless band, which conducts it to the stove, or drying closet, a chamber heated by means of hot air and steam traps to about 180° F.; it falls upon a second endless band, placed below the first; it travels back again the whole length of the stove, and so on until delivered into a receptacle at the bottom of the farther end, where it is kept dry until required for use. The speed at which the cotton travels is 6 feet per minute, and as the length of the band travelled amounts to 126 feet, the operation of drying takes twenty-one minutes. One and a quarter lbs. are weighed out and placed in a tin box; a truck, fitted to receive a number of these boxes, carries it along a tramway to a cool room, where it is allowed to cool.

Dipping.—Mixed acids are used in the proportion

of 1 to 3, specific gravity nitric acid 1.52, and sulphuric acid 1.84. The dipping tank is made of cast iron, and holds 220 lbs. of mixed acids, and is surrounded on three sides by a water space in order to keep it cool. The mixed acids are stored in iron tanks behind the dipping tanks, and are allowed to cool before use. During the nitration, the temperature of the mixed acids is kept at 70° F., and the cotton is dipped in quantities of $1\frac{1}{2}$ lbs. at a time. It is put into a tin shoot at the back of the dipping tank, and raked into the acids by means of a rabble. It remains in the acids for five or six minutes, and is then removed to a grating at the back, pressed and removed. After each charge of cotton is removed from the tank, about 14 lbs. of fresh mixed acids are added, to replace amount removed by charge. The charge now weighs, with the acids retained by it, 15 lbs.; it is now placed in the pots, and left to steep for at least twenty-four hours, the temperature being kept as low as possible, to prevent the formation of soluble cotton, and also prevent firing. The proportion of soluble formed is likely to be higher in hot weather than cold. The pots must be covered to prevent the absorption of moisture from the air, or the accidental entrance of water, which would cause decomposition, and consequent fuming off, through the heat generated by the action of the water upon the strong acids.

The excess of acids is now extracted by means of hydro-extractors, as at Stowmarket. They are worked at 1,200 revolutions per minute, and whirled for five minutes ($10\frac{1}{2}$ lbs. of waste acids are removed from each charge dipped). The charge is then washed in a very similar manner to that previously described, and again wrung out in a centrifugal extractor (1,200 revolutions per minute). The gun-cotton is now boiled by means of

steam in wooden tanks for eight hours ; it is then again wrung out in the extractors for three minutes, boiled for eight hours more, and again wrung out ; it is then sent to the beater and afterwards to the poacher. The poachers hold 1,500 gals. each, or 18 cwt. of cotton. The cotton remains six hours in the poachers. Before moulding, 500 gals. of water are run into the poacher, and 500 gals. of lime water containing 9 lbs. of whiting and 9 gals. of a caustic soda solution. This mixture is of such a strength that it is calculated to leave in the finished gun-cotton from 1 to 2 per cent. of alkaline matter.

The pulp is now drawn off and up into the stuff chest by means of vacuum pressure. This chest is a large cylindrical iron tank, sufficiently elevated on iron standards to allow room for the small gauge tanks and moulding apparatus below. It holds the contents of one poacher (18 cwt.), and is provided with revolving arms to keep the pulp stirred up, so that it may be uniformly suspended in water.

Moulding.—By means of the small measuring tank above referred to, the gun-cotton pulp is drawn off from the stuff chest, and run into moulds of the shapes and sizes required. Thence a large proportion of the water is drawn off by means of tubes connected with the vacuum engine, the moulds having bottoms of fine wire gauze, in order to prevent the pulp from passing through. Hydraulic pressure of about 34 lbs. on the square inch is then applied, which has the effect of compressing the pulp into a state in which it has sufficient consistency to enable it to be handled with care, and also expels a portion of the remaining water.

Compressing.—The moulded gun-cotton is now

taken to the press house, which is situated at some distance from the rest of the factory. Here the moulds are subjected to powerful hydraulic pressure, from 5 to 6 tons per square inch, and is compressed to one-third of its previous bulk. The slabs or discs thus formed are kept under pressure for a short time, not exceeding a minute and a half, to give the requisite density. It should, when removed, be compact, and just sink in water, and should perceptibly yield to the pressure of the fingers. There are perforations in the press blocks, to allow of the escape of gases, if formed, by reason of sufficient heat being generated. The men working the press are placed under cover, behind strong rope mantlets having eye tubes which command a view of the press.

Packing.—The finished slabs and discs are dipped into a solution of soda and carbolic acid, and packed in special wood metal-lined cases. When it is to be sent abroad, the metal lining, which is made of tinned copper, is soldered down, but both the outer wooden case and inner metal one are fitted with air-tight screw-plugs, in order that when necessary water can be added without unfastening the cases.

Reworked gun-cotton does not make such good discs as new pulped gun-cotton, probably because the fibrous tenacity of the gun-cotton has been destroyed by the amount of pressure it has previously undergone, so that when repulped it resembles fine dust, and a long time is required to press it into any prescribed form. It is generally boiled for eight hours to open up the fibre and remove alkali, then broken up by hand with wooden mallets, pulped, and then used with fresh gun-cotton in the proportion of 1 to 5 parts.

Manufacture at Le Bouchet.—At Le Bouchet gun-cotton was made thus : 200 grms. of cotton were steeped for an hour in 2 litres of a mixture of 1 volume concentrated nitric and 2 volumes sulphuric acid. The cotton was then removed and pressed, whereby $\frac{7}{10}$ ths of the waste acids was recovered. After this it was washed for one to one and a half hours in running water, strongly pressed again ; allowed to lie for twenty-four hours in wood-ash lye ; then well washed in running water ; pressed, and finally dried on a wide linen sheet, through which was forced air heated to 60° C. The average yield from 100 parts of cotton was 165 parts of gun-cotton. The strong pressings of the gun-cotton, while still impregnated with acids, caused subsequent washings to be difficult and laborious.

Granulation of Gun-Cotton.—Gun-cotton is often required in the granulated form for use either alone or with some form of smokeless powder. This is done under the patent of Sir Frederick Abel in the following manner :—The gun-cotton from the poacher is placed in a centrifugal machine, very similar to the hydro-extractors before mentioned, and used for wringing out the acids. In this machine it loses water until it only contains 33 per cent., and is at the same time reduced to a more or less fibrous state. It is then taken to the granulating room, where it is first passed through sieves or perforations, which break up the mass into little pieces like shot. The material is then transferred to a revolving drum made of wood or stout leather, which is kept constantly revolving for some time. The material is occasionally sprinkled with water. The drum in turning, of course, carries the granules partially round with it, but the action of gravity causes them to descend constantly

to the lowest point, and thus to roll over one another continually. The speed of the drum must not be too rapid. None of the granules must be carried round by centrifugal force, but it must be fast enough to carry them some little distance up the side of the drum. After removal from the drum the granules are dried upon shelves in the drying house.

Gun-cotton is also dissolved in acetone or acetic acid until it has taken the form of a jelly. It is then rolled into thin sheets, and when dry cut up into little squares. In the manufacture of smokeless powders from nitro-cellulose, nitro-lignine, &c., the various substances are mixed with the gun-cotton or collodion-cotton before granulating.

Collodion-Cotton.—In the manufacture of collodion or soluble cotton the finer qualities of cotton waste are used, and the acids used in the dipping tanks are much weaker. The manufacture of collodion-cotton has become of more importance than gun-cotton, by reason of its use for the manufacture of the various forms of gelatine, such as gelatine dynamite, gelignite, forcite, &c., and also on account of its extensive use in the manufacture of many of the smokeless powders. It is also used for the manufacture of "collodion," which is a solution of collodion-cotton in ether-alcohol; for the preparation of celluloid, and many other purposes. It is less explosive than gun-cotton, and consists of the lower nitrates of cellulose. It is soluble in nitro-glycerine, and in a mixture of 2 parts of ether and 1 of alcohol; also in acetone, acetic ether, and other solvents. MM. Ménard and Domonte were the first to prepare a soluble gun-cotton, and its investigation was carried on by Béchamp, who showed that its properties and composition were different to those of gun-cotton.

Manufacture.—The cotton used is cotton waste.* It is thought by some that Egyptian cotton is preferable, and especially long fibre varieties. The strength of the acids used is, however, of more importance than the quality of the cotton. The percentage composition of the acid mixture which gives the best results is as follows :—Nitric acid, 23 per cent. ; sulphuric acid, 66 per cent. ; and water, 11 per cent. ; and has a specific gravity of 1.712 (about). It can be made by mixing sulphuric acid of specific gravity 1.84 with nitric acid of specific gravity 1.368 in the proportions of 66 per cent. and 34 per cent. respectively. (The production of the penta-nitro-cellulose is aimed at if the collodion-cotton is for use as an explosive.) If the acids are much weaker than this, or potassium nitrate and sulphuric acid is used, the lower nitrates will be formed. The product, while being entirely soluble in ether-alcohol or nitro-glycerine, will have a low nitrogen content, whereas a material with as high a nitrogen as 12 or 12.6 is to be aimed at.

The cotton should not be allowed to remain in the dipping tanks for more than five minutes, and the acid mixture should be kept at a temperature of 65° C. or thereabouts ; and the cotton should be removed after a few minutes, and should not be pressed out, as in the case of gun-cotton, but at once transferred to the pots and allowed to steep for forty-eight hours. (Some prefer twenty-four hours, but there is more chance in this case of the product containing non-nitrated cellulose.) When the nitration is complete, the collodion-cotton is removed from the pots, and treated in exactly the same manner as described under gun-cotton. The produce should be entirely soluble in ether-alcohol and nitro-glycerine, and

* Raw cotton is often used.

contain as near 12.7 per cent. of nitrogen as possible. The theoretical nitrogen is for the penta-nitro-cellulose 12.75 per cent. This will, however, seldom if ever be obtained. The following are some of the results I have obtained from different samples—

	(1.)	(2.)	(3.)
German make	11.64	11.48	11.49 per cent.
Stowmarket	12.57	12.60	11.22 „
Walsrode	11.61	12.07	11.99 „
Faversham	12.14	11.70	11.60 „

and the following was the analysis of a sample (No. 1) of German made collodion-cotton, which made very good blasting gelatine :—

Soluble cotton (collodion)	99.118 p. cent.	} Nitrogen = 11.64 p. cent.
Gun-cotton	0.642 „	
Non-nitrated cotton	0.240 „	
Total ash	0.25 „	

It should contain as little non-nitrated or unconverted cotton and as little gun-cotton as possible, as they are both insoluble in nitro-glycerol. The quality and composition of any sample of collodion-cotton can be quickly inferred by determining the percentage of nitrogen by means of the nitrometer and the use of the solubility test.* A high nitrogen content coupled with a high solubility is the end to be aimed at; a high nitrogen with a low solubility shows the presence of gun-cotton and a low nitrogen, together with a low solubility, the presence of unnitrated cotton.

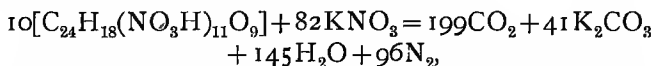
Mr T. R. France claims to have invented some improvements in the manufacture of soluble nitro-cellulose. His object has been to produce an article as uniform as possible. His explanation of the imperfect action of the

* See Analysis of Explosives, p. 203.

acids is that, however uniform the mixed acids may be in strength and proportions, and however carefully the operations of nitrating, &c., may be conducted, there are variable elements found in different samples of cotton. The cotton fibre has for its protection a glazed surface. It is tubular and cellular in structure, and contains a natural semi-fluid substance composed of oil or gum, which varies in nature according to the nature of the soil upon which the cotton is grown. The tubes of the fibre seem to be open at one end only when the fibre is of normal length. When, therefore, the cotton is subjected to the action of the mixed acids, the line of least resistance seems to be taken by them, viz., the insides of the tubes, constituting the fibre of the cotton into which they are taken by capillary attraction, and are subject to change as they progress, and to the increased resistance from the oil or gum, &c., in their progress, and therefore to modified action, the result of which is slower and slower action, or chemical change. He also thinks it is possible that the power of capillary attraction is balanced in the tubes by air contained therein, after a little, sufficiently so to prevent the acids from taking full effect. To get over this, Mr France uses his cotton in a fine state, almost dust, in fact, and then nitrates in the usual mixture of acids at 40° to 90° F., the excess of acids being removed by pressure. He says he does not find it necessary to wash this fine cotton dust in an alkaline solution previous to nitration. His mixed acids consist of 8 parts $\text{HNO}_3 = 42^{\circ}$ B., and 12 parts $\text{H}_2\text{SO}_4 = 66^{\circ}$ B., and he stirs in the dipping tank for fifteen minutes, the temperature being 50° F. to 100° F., the temperature preferred being 75° F.

Nitrated Gun-Cotton.—The nitrates that are or

have been mixed with gun-cotton in order to supply oxygen are potassium nitrate, ammonium nitrate, and barium nitrate (tonite). The total combustion of gun-cotton by potassium nitrate corresponds to the equation:—



or 828 grms. of nitrate for 1,143 grms. of gun-cotton, or 42 per cent. nitrate and 58 per cent. gun-cotton. The explosive made at Faversham by the Cotton Powder Company, and known as tonite No. 1, consists of very nearly half gun-cotton and half barium nitrate. The relations by weight of total combustion would be 51.6 of gun-cotton to 48.4 of barium nitrate. The average composition of tonite I have found by analysis to be 51.0 per cent. gun-cotton to 49.0 per cent. barium nitrate. The heat liberated is practically the same as for an equivalent weight of KNO_3 ; but the barium nitrate mixture weighs 2,223 grms. instead of 1,971 grms., or one-eighth more. The advantage in mixing a nitrate with gun-cotton is that it supplies oxygen, and by converting all the carbon into carbonic acid, prevents the formation of the poisonous gas carbonic oxide (CO).

The Manufacture of Tonite. — The explosive tonite was patented by Messrs Trench, Faure, and Mackie, and is manufactured at Faversham and Melling at the works of the Cotton Powder Company, and at San Francisco by the Tonite Powder Company. It consists of finely divided and macerated gun-cotton incorporated with finely ground nitrate of barium which has been carefully recrystallised. It is made by acting upon carbonate of barium * with nitric acid. The wet

* Witherite $(\text{BaCO}_3)_2 + 2\text{HNO}_3 = \text{Ba}(\text{NO}_3)_2 + \text{CO}_2 + \text{H}_2\text{O}$.

and perfectly purified, finely pulped gun-cotton is intimately mixed up between edge runners with about the same weight of nitrate, and the mixing and grinding continued until the whole has become an intimately mixed paste. This paste is then compressed into cartridges, formed with a recess at one end for the purpose of inserting the detonator. The whole is then covered with paraffined paper.

The tonite No. 2 consisted of gun-cotton, nitrates of potash and soda, charcoal and sulphur. Tonite No. 3* is composed as follows:—Gun-cotton, 19 per cent.; di-nitro-benzol, 13 per cent.; and barium nitrate, 68 per cent., or similar proportions. It is a yellowish colour, and being slower in its explosive action, is better adapted for blasting soft rock.

Tonite is extensively used in torpedoes and for submarine blasting, also for quarries, &c. Large quantities were used in the construction of the Manchester Ship Canal. Among its advantages are, that the English railways will take tonite on the same footing as gun-powder; it is a very dense material; if wetted it can easily be dried in the sun; it very readily explodes by the use of a proper detonator; while it burns very slowly and without the least danger; the cartridges being waterproofed, it can be employed in wet bore holes, and it can be tamped with water; and finally, as it contains sufficient oxygen to oxidise the carbon, no carbonic oxide (CO) gas is formed, *i.e.*, its detonation is perfect. It is a very safe explosive to use, being little susceptible to either blows or friction.

Quite lately a committee, composed of Prof. P.

* Tonite No. 1 was patented by Messrs Trench, Faure, and Mackie, and tonite Nos. 2 and 3 by Trench alone.

Bedson, Drs Drummond and Hume, Mr T. Bell, one of H.M. Inspectors of Coal Mines, and others, in considering the problem whether the fumes produced by the combustion of tonite were injurious to health, carried out a series of experiments in coal mines for this purpose. The air at the "intake" was analysed, also the air of the "return," and the smoky air in the vicinity of the shot holes. The cartridge was surrounded by the flame-extinguishing mixture, and packed in a brown paper bag. During the first experiment nineteen shots were fired (=6.29 lbs. tonite). The "return" air showed only a trace of carbonic oxide gas (CO). At the second experiment thirteen shots were fired (=4.40 lbs. tonite), and analysis of the air of the "return" showed that CO was present in traces only, whilst the fumes contained only 1.9 to 4.8 parts per 10,000.

Dangers in connection with the Manufacture of Gun-cotton, &c.—Of all the nitro compounds, the least dangerous to manufacture are gun-cotton and collodion-cotton. The fact that the Stowmarket Factory is within five minutes' walk of the town shows how safe the manufacture of this explosive is regarded. With the exception of the nitration and the compression into blocks or discs, the whole process is worked with a large excess of water, and the probability of an explosion is thus reduced to a minimum. Among the precautions that should, however, be taken, are—first, the careful extraction of the resinous and soluble substances from the cotton before nitration, as it was shown many years ago by Sir F. A. Abel that the instability of the gun-cotton first manufactured in England and Austria was chiefly due to these compounds. They are generally removed by boiling the cotton in a soda solution.

The actual nitration of cotton is not a dangerous operation, but the operations of wringing in the hydro-extractors, and washing the nitro-cotton after it leaves the first centrifugal machine, are somewhat so. Great care should be taken that the wrung out nitro-cotton at once comes in contact with a large excess of water, *i.e.*, is at once immersed entirely in the water, since at this stage it is especially liable to decomposition, which, once started, is very difficult to stop. The warmer the mixture and the less water it contains, the more liable it is to decomposition; hence it is that on warm and damp days the centrifugal machines are most likely to fire. The commencement of decomposition may be at once detected by the evolution of red fumes. Directly the gun-cotton is immersed in the large quantity of water in the beater and poacher it is safe.

In order that the final product may be stable and have good keeping qualities, it is necessary that it should be washed completely free from acid. The treatment in the beater and poacher, by causing the material to assume the state of a fine pulp, in contact with a large quantity of water, does a good deal to get rid of the free acid, but the boiling process is absolutely necessary. It has been proposed to neutralise the free acid with a dilute solution of ammonia; and Dr C. O. Weber has published some experiments bearing upon this treatment. He found that after treatment with ammonia, the pyroxyline assumed a slightly yellowish tinge, which was a sure sign of alkalinity. It was then removed from the water, and roughly dried between folds of filter paper, and afterwards dried in an oven at 70° C. After three hours, however, an explosion took place, which entirely destroyed the strong copper oven in which the nitro-cotton (about 1 oz.) had been drying. The explosion

was in some respects remarkable. The pyroxyline was the di-nitro-cellulose (or possibly the penta-nitro?), and the temperature was below the igniting point of this material (40° C. would have been a better temperature). Dr Weber determined the ignition point of his di-nitro-cellulose, and found it to be 194° to 198° C., and he is therefore of opinion that the explosion was due to the treatment of the partially washed material with ammonia. A certain quantity of ammonium nitrate was probably formed, and subsequently dried upon the nitro-cellulose, in a state of very fine subdivision. The faintest trace of acid would then be sufficient to bring about the explosive ignition of the ammonium nitrate.

The drying of gun-cotton or collodion-cotton is also a somewhat dangerous operation. A temperature of 40° C. (104° F.) should not be exceeded, and thermometers should be placed in the nitro-cotton, and the temperature frequently observed. An electric alarm thermometer is also a useful adjunct to the cotton drying house. Great care must also be taken that there are no exposed hot-water pipes or stoves in the drying house, as the fine gun-cotton dust produced by the turning or moving of the material upon the shelves would settle upon such pipes or stoves, and becoming hot, would be very sensitive to the least friction. The floor also should be covered with linoleum or indiarubber. When hot currents of air are made to pass over the surface of gun-cotton, the gun-cotton becomes electrified. It is important, therefore, to provide some means to carry it away. Mr W. F. Reid, F.I.C., was the first to use metal frames, carriers, and sieves, upon which is secured the cloth holding the gun-cotton, and to earth them.

The compression of gun-cotton into blocks, discs, &c., is also attended with considerable risk. Mr O. Guttman,

in an interesting paper upon "The Dangers in the Manufacture of Explosives" (*Jour. Soc. Chem. Ind.*, No. 3, vol. xi., 1892), says: "The compression of gun-cotton into cartridges requires far more care than that of gunpowder, as this is done in a warm state, and gun-cotton even when cold, is more sensitive than gunpowder. When coming out of the centrifugal machines, the gun-cotton should always pass first through a sieve, in order to detect nails or matches which may by chance have got into it. What has been said as to gunpowder presses applies still more to those for gun-cotton, although the latter are always hydraulic presses. Generally the pistons fit the mould perfectly, that is to say, they make aspiration like the piston of a pump. But there is no metal as yet known which for any length of time will stand the constant friction of compression, and after some time the mould will be wider in that part where the greatest compression takes place. The best metal for this purpose has proved to be a special steel made by Krupp, but this also is only relatively better; for pistons I prefer hard cast iron. If the position of the moulds and pistons is not exactly the same in all cases, what the Germans call 'Ecken' (English 'binding') will take place, viz., the mould will stand obliquely to the piston, and a dangerous friction will result." "Of course, it is necessary to protect the man working the hydraulic valves during compression. At Waltham Abbey they have a curtain made of ship's hawsers, which is at the same time elastic and resistant." Mr Guttman has found that a partition wall 12 inches thick, made of 2-inch planks, and filled with ground cinders, gives very effective protection. A door in this partition enables the workman to get to the press, and a conical tube penetrates the wall, enabling the man to see the whole work from a safe standpoint. The roof, or

one side of the building, should be of glass, so as to give the explosion a direction.

Trench's Fire-extinguishing Compound is manufactured by the Cotton Powder Company at Faversham, and is the invention of Mr George Trench, F.C.S., the manager of the Company. The object of the invention is to surround the cartridges of tonite, when used in coal mines, with a fire-extinguishing compound. If a charge of tonite, dynamite, or gelatine dynamite is put inside a few ounces of this mixture, and then fired, not the least trace of flame can be observed, and experiments appear

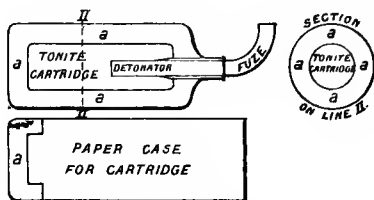


FIG. 18.—TRENCH'S FIRE-EXTINGUISHING CARTRIDGE.

to show that there is no flame at all. The compound consists of sawdust impregnated with a mixture of alum and chlorides of sodium and ammonia. Fig. 18 shows the manner of placing the tonite cartridge in the paper bag, and surrounding it with the fire-extinguishing compound, *aa*. The attachment of the fuse and detonator is also shown.

The following report (taken from the *Faversham News*, 22nd Oct. 1887) of experiments conducted in the presence of several scientific and mining men will show its value:—"A large wrought-iron tank, of 45 cubic feet capacity, had been sunk level with the ground in the middle of the yard; to this tank the gas had been laid on, for a purpose that will be explained later on. The

charges were fired by means of electricity, a small dynamo-firing machine being placed from 30 to 40 yards away from the 'mine.' Operations were commenced by the top of the tank being covered over and plastered down in order to make it air tight; then a sufficient quantity of coal gas was placed in it to make it highly inflammable and explosive, the quantity being ascertained by a meter which had been fixed specially for the purpose. Whilst the gas was being injected the cartridge was prepared.

The first experiment was to try whether a small charge of tonite—fired without the patent extinguisher—would ignite the gas. The gas having been turned on, a miner's lamp was placed in the "tank," but this was extinguished before the full quantity of gas had gone through the meter. However, the gas being in, the charge of $1\frac{1}{4}$ oz. tonite was placed in the "mine," the detonator was connected by means of long wires to the dynamo machine, and the word was given to "fire." With a tremendous report, and a flash of fire, the covering of the mine flew in all directions, clearly showing that the gas had exploded. The next cartridge (a similar charge) was prepared with the patent compound. First of all a brown paper case of about 2 inches diameter was taken, and one of the tonite cartridges was placed in the centre of it, the intervening space between the charge and the case being packed with the "fire-extinguishing compound." The mine having had another supply of gas injected, the protected cartridge was placed inside and fired. The result was astonishing, the explosion not being nearly so loud, whilst there was not the least flash of fire. "Protected" and "unprotected" charges were fired at intervals, gas being turned into the tank on each occasion. Charges

of tonite varying from 1 to 6 oz. were also used with the compound. The report was trifling, whilst no flash could be seen.

Uses of Collodion-Cotton.—The collodion or soluble gun-cotton is used for a variety of purposes. The chief use is, however, for the manufacture of the various explosive gelatine compounds, of which blasting gelatine is the type. It is also very extensively used in the manufacture of smokeless powders, both military and sporting—in fact, very few of them do not contain it. In some, however, nitro-lignose or nitrated wood is used instead. This, however, is chemically the same thing, viz., nitro-cellulose, the cellulose being derived from the wood fibre. It is more used in this connection than the higher nitrate gun-cotton. Another use to which it has been applied very extensively, of recent years, is in the manufacture of “celluloid.” It is used in photography for the preparation of the films on the sensitised plates, and many other purposes. Dissolved in a solution of two parts ether and one of alcohol, it forms the solution known as collodion, used for a variety of purposes, such as a varnish, as a paint for signals; in surgery, for uniting the edges of wounds.

Quite lately, Mr Alfred Nobel, the well-known inventor of dynamite, has patented the use of nitro-cellulose, hydro- or oxy-cellulose, as an artificial substitute for indiarubber. For this purpose it is dissolved in a suitable non-volatile or slightly volatile “solvent,” such as nitro-naphthalene, di-nitro-benzene, nitro-toluene, or its homologues; products are obtained varying from a gelatinous consistency to the hardness of ebonite. The proportions will vary from about 20 per cent. of nitro-cellulose in the finished product, forming a soft rubber,

to 50 per cent. nitrating celluloid, and the "solvent" chosen will depend on the use to which the rubber substitute is to be put, the liquids giving a more elastic substance, while mixtures of solids and liquids may be employed when the product is to be used at high temperatures. By means of rollers steam heated, the incorporation may be accomplished without the aid of a volatile liquid, or the nitro-cellulose may be employed wet, the water being removed after "solution."

It is advisable to use the cellulose nitrated only just enough to render it suitable, in order to reduce the inflammability of the finished product. Mr W. Allen, M.P., of Gateshead, proposes to use celluloid for cartridge cases, and thus to lighten ammunition, and prevent jamming, for the case will be resolved into gases along with the powder. Extractors will also be done away with.

Celluloid is an intimate mechanical mixture of pyroxyline (gun-cotton or collodion-cotton) with camphor, first made by Hyatt, of Newark, U.S.A., and obtained by adding the pyroxyline to melted camphor, or by strongly compressing the two substances together, or by dissolving the constituents in an appropriate solvent, *e.g.*, alcohol or ether, and evaporating to dryness. A combination of the two latter methods, *i.e.*, partial solution, with pressure, is now usually adapted. The pyroxyline employed is generally the tetra- and penta-nitrated cellulose, the hexa-nitrate (gun-cotton) being but seldom used on account of its explosive properties.

Care is taken to prevent the formation of the hexa-nitrate by immersing the cellulose in only moderately strong nitric acid, or in a warm mixture of nitric and sulphuric acids. Thin paper, either in small pieces or in

sheets, is immersed for about twenty-five minutes in a mixture of 2 parts of nitric acid and 5 parts of sulphuric acid, at a temperature of about 30° C., after which the nitrated cellulose is thoroughly washed with water to remove the last traces of free acid, pressed, and whilst still moist, mixed with the camphor.

In the process of Trebouillet and De Besancele, the cellulose, which may be in the form of paper, cotton, or linen, is twice nitrated—first in the acid mixture employed in a previous operation ; and secondly, in a fresh mixture of 3 parts sulphuric acid of 1.83 specific gravity, and 2 parts concentrated nitric acid containing nitrous acid. After each nitration the mass is subjected to pressure, and is then carefully washed with water, to which, at the last, a small quantity of ammonia or caustic soda is added to remove the final traces of acid. The impregnation of the pyroxyline with the camphor is effected in a variety of ways.

The usual proportion of the constituents is 2 parts pyroxyline and 1 part camphor. In Trebouillet and De Besancele's process, 100 parts of pyroxyline are intimately mixed with from 40 to 50 parts camphor, and moulded together by strong pressure in a hot press, and afterwards dried by exposure to air, desiccated by calcium chloride or sulphuric acid. The usual method is, however, to dissolve the camphor in the least possible quantity of alcohol, and sprinkle the solution over the dry pyroxyline, which is then covered with a second layer of pyroxyline, and the whole again treated with the camphor solution, the addition of pyroxyline and camphor solution being repeated alternately until the requisite amount of celluloid mixture is obtained.

The mass, which sinks together in transparent lumps,

is worked for about an hour between cold iron rollers, and then for the same period between rollers which can be gently heated by steam. The layer of celluloid surrounding the rollers is then cut away and again pressed, the resulting cake, which is now about 1 cm. thick, being cut into plates of about 70 cm. long and 30 cm. broad. These are placed one above the other, and strongly pressed together by hydraulic pressure at a temperature of about 70° for twenty-four hours. The thick cakes are once more cut into plates of the desired thickness, and placed in a chamber heated from 30° to 40° for eight to fourteen days, whereby they become thoroughly dry, and are readily made into various articles either by being moulded while warm under pressure, cut, or turned. Occasionally other liquids, *e.g.*, ether and wood spirit, are used in place of alcohol as solvents for the camphor.

Celluloid readily colours, and can be marbled for manufacturing purposes, &c. It is highly inflammable and not explosive even under pressure, and may be worked under the hammer or between rollers without risk. It softens in boiling water, and may be moulded or pressed. Its specific gravity varies slightly with its composition and with the degree of pressure it has received. It is usually 1.35. It appears to be merely a mixture of its components, since by treatment with appropriate solvents the camphor may be readily extracted, and on heating the pyroxyline burns away while the camphor volatilises.

The manufacture of pyroxyline for the purpose of making celluloid has very much increased during recent years, and with this increase of production improved methods of manufacture have been invented. A series of interesting papers upon the manufacture of pyroxyline has been published by Mr Walter D. Field, of New

York, in the *Journal of the American Chemical Society*,* from which the following particulars are taken :—

Selection of the Fibre.—Cotton fibre, wood fibre, and flax fibre in the form of raw cotton, scoured cotton, paper, and rags are most generally used, and give the best results. As the fibres differ greatly in their structure, they require different methods of nitrating. The cotton fibre is a flattened hollow ribbon or collapsed cylindrical tube, twisted a number of times, and closed at one end to form a point. The central canal is large, and runs nearly to the apex of the fibre. Its side walls are membranous, and are readily penetrated by the mixed acids, and consequently the highest nitration results. In the flax fibre the walls are comparatively thick, the central canal small; hence it is to be presumed that the nitration must proceed more slowly than in the case of cotton. The New Zealand flax gives the most perfectly soluble nitrates of any of the flaxes. Cotton gives a glutinous collodion, and calico a fluid collodion. One of the largest manufacturers of pyroxyline in the States uses the "Memphis Star" brand of cotton. This is an upland cotton, and its fibres are very soft, moist, and elastic. Its colour is light creamy white, and is retained after nitration. The staple is short, and the twist inferior to other grades, the straight, ribbon-like filaments being quite numerous. This cotton is used carded, but not scoured. This brand of cotton contains a large quantity of half and three-quarter ripe fibre, which is extremely thin and transparent, distributed throughout the bulk of the cotton (Monie., Cotton Fibre, 67). Mr Field says,

* Vol. xv., No. 3, 1893; Vol. xvi., No. 7, 1894; Vol. xvi., No. 8, 1894. Figs. 19, 20, 21, 22, and 23 are taken from Mr Field's paper,

"This is a significant fact when it is known that from this cotton an extremely soluble pyroxyline can be produced."

Pyroxyline of an inferior grade as regards colour only can be produced from the cotton wastes of the trade. They must be scoured before they are fit for nitrating. Paper made from the pulps of sulphite and sulphate processes is capable of yielding a very soluble pyroxyline. It can be nitrated at high temperatures and still yield good results. Tissue paper made from flax fibre is also used after being cut into squares.

Mowbray (U.S.P., No. 443, 105, 3rd December 1890) says that a pure cotton tissue paper less than $\frac{1}{500}$ inch in thickness, thin as it is, takes on a glutinous or colloid surface, and thus requires some thirty minutes to enable the nitration to take place. With a thicker paper only the surface would be nitrated. He therefore uses a fibre that has been saturated with a solution of nitrate of soda, and afterwards dried slowly, claiming that the salt crystallises in the fibre, or enters by the action termed osmose, and opens up the fibre to the action of the acid. This process would only be useful when the cotton is to be nitrated at a low temperature. At a high temperature it would be unnecessary.

Dietz and Wayne (U.S.P., No. 133, 969) use ramie, rheca, or China grass for producing a soluble pyroxyline. That made from ramie is always of uniform strength and solubility, and requires a smaller quantity of solvent to dissolve it than that made from cotton. Mr Field's experience, however, is entirely contrary to this statement. Such is the influence of the physical form of the fibre on the process of nitration, that when flax fibre and cotton fibre are nitrated with acid mixtures of exactly the same strength, and at the same temperature, the solution of the first is glutinous or thick, and the second

fluid or thin. By simply nitrating at a higher temperature than the cotton, the flax will yield a pyroxyline giving an equally fluid collodion.

The presence of chlorine in the fibre must be carefully avoided, as such a fibre will yield an acid product which cannot be washed neutral. The fibre must be dry before nitration; and this is best done, according to Mr Field, by using the form of drier used in drying wool.

Nitration of the Fibre.—Mixed cotton and flax fibre in the form of paper, from $\frac{2}{1000}$ to $\frac{3}{1000}$ inch thick, and cut into 1-inch squares, is nitrated by the Celluloid Manufacturing Company, and the same paper, left in long strips, 1-inch wide, is used for nitration by the Xylonite Manufacturing Company, of North Adams, Mass. (U.S.A.).

The Celluloid Company introduce the cut paper into the mixed acids by means of a hollow, rapidly revolving tube, flared at the lower end, and immersed in the mixed acids. The centrifugal force of the revolving tube throws the paper towards the sides of the vessel, leaving the centre of the vessel ready for fresh paper.

The Xylonite Company simply cut the paper into long strips, and introduce it into the mixed acids by means of forks. The arrangement used by this Company for holding the mixed acids is a cylindrical vessel divided into a number of sections, the whole revolving like a turntable, thus allowing the workman to nitrate successively each lot of paper at a given point. This Company did not remove the acid from the paper after its immersion, but plunged it immediately into the water, thus losing a large proportion of the waste acid. The Celluloid Company, by using the paper in smaller pieces, and more paper to a pound of acid, and wringing the mixed acid from the paper before immersion in water, had a better process of nitration.

Other manufacturers use earthenware vessels, and glass or steel rods, hooked at one end, having small pieces of rubber hose pulled over the other end to prevent the hand from slipping. The form of vessel in general use is that given in Fig. 19. It is large enough to nitrate 1 lb. of cotton at a time. The hook at one end of the rod enables the workman to pull the pyroxyline apart, and thus ensures saturation of the fibre. In the winter the room in which the nitrating is done must be kept at a temperature of about 70° F. in order to secure equality in the batches.

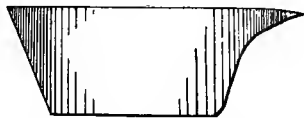


FIG. 19.—VESSEL FOR NITRATING COTTON OR PAPER.

The nitrating apparatus of White and Schupphous (U.S.P., No. 418, 237, 89) Mr Field considers to be both novel and excellent. The cage (Fig. 21), with its central perforated cylinder (Fig. 20), is intended to ensure

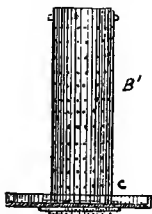


FIG. 20.—CENTRAL PERFORATED CYLINDER.




FIG. 21.—THE CAGE.

WHITE AND SCHUPPHOUS' NITRATING APPARATUS.

the rapid and perfect saturation of the tissue paper used for nitrating. The patentees say that no stirring is required with their apparatus. This, says Mr Field, might be true when paper is used, or even cotton, when the temperature of nitration is from 30° to 35° C., but would not be true if the temperature were raised to 50°

to 55° C. The process is as follows:—The paper is nitrated in the cage (Fig. 20), the bottom of which is formed by the flanged plate C, fastened to the bottom of the internal cylinder B. After nitration the cage is

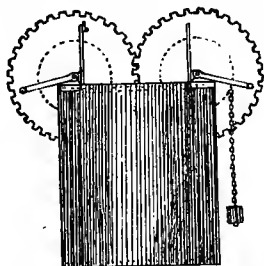


FIG. 22a.—CELLULOID NITRATING POT.

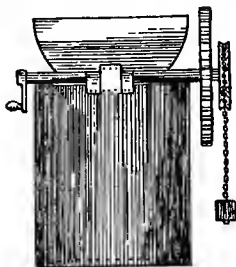


FIG. 22b.—ANOTHER VIEW.

carried to a wringer, which forms the basket, and the acids removed. Finally, the cage is taken to a plunge tank, where the paper is removed from the cage by simply pulling out the central perforated cylinder B. Fig. 22 shows the nitrating pot, with its automatic

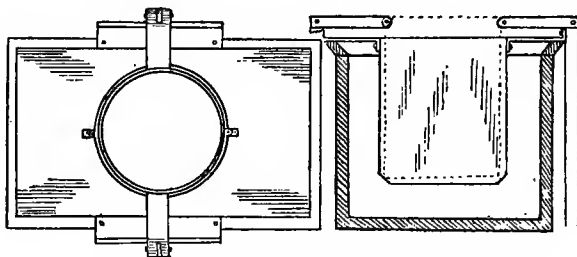


FIG. 23.—PLUNGE TANK.

cover. The plunge tank is shown in section and plan in Fig. 23. This apparatus is suitable for the nitration of cotton fibre in bulk at high or low temperatures. Other methods that have been patented are Mowbray's (U.S.P.,

No. 434, 287), in which it is proposed to nitrate paper in continuous lengths, and Hyatt's (U.S.P., No. 210, 611).

The Acid Mixture.—Various formulæ have been published for producing soluble nitro-cellulose. In many instances, although the observations were correct for the single experiment, a dozen experiments would have produced a dozen different products. The composition of the acids used depends upon the substance to be nitrated, and the temperature at which the nitration will be worked. Practically there are three formulæ in general use—the one used by the celluloid manufacturers; another in which the cotton is nitrated at high temperatures; and a third in which the temperature of the immersion is low, and the time of nitration about six hours. Of the three, the best method is the last one, or the one in which the cotton is immersed at a low temperature, and then the reaction allowed to proceed in pots holding from 5 to 10 lbs. of cotton. The formula used by the celluloid manufacturers for the production of the low form of nitrated product which they use is:—

Sulphuric acid	66 parts by weight.
Nitric acid	17 " "
Water	17 " "
Temperature of immersion, 30° C.	Time, twenty to thirty minutes.

The cellulose is used in the form of tissue paper $\frac{2}{1000}$ inch thick, 1 lb. to 100 of acid mixture. The nitro-cellulose produced by this formula is very insoluble in the compound ethers and other solvents of pyroxyline, and is seemingly only converted or gelatinised by the action of the solvent. The next formula produces a mixture of tetra- and penta-nitro-celluloses hardly soluble in methyl-alcohol (free from acetone), but very soluble in anhydrous compound ethers, ketones, and aldehydes:—

Nitric acid, sp. gr. 1.435	8 lbs.
Sulphuric acid, sp. gr. 1.83	15 $\frac{3}{4}$ "
Cotton	14 oz.
Temperature of nitration, 60° C. Time of immersion, forty-five minutes.	

The 60° of temperature is developed by mixing the acids together. The cotton is allowed to remain in the acid until it feels "short" to the rod.

The following table, due to Mr W. D. Field, shows very plainly the great variation in the time of the immersion and the temperature by seemingly very slight causes. It extends over fourteen working days, during which time it rained four days. The formula used is that given above, except that the specific gravity of the nitric acid is somewhat lower. The product obtained differs only from that produced by using nitric acid of specific gravity 1.43 in being soluble in methyl-alcohol. From 30 to 35 lbs. of pyroxyline were produced in each of the fourteen days.

	Specific Gravity.		Time.				Temp., Deg. C.		Percentage.	
	H ₂ SO ₄ .	HNO ₃ .	Hours.	Minutes.	Hours.	Minutes.	From.	To.	Increase.	Loss.
1. Clear	1.838	1.4249	...	20	4	...	57°	62°	31	...
2. "	1.837	1.4249	...	20	2	...	60°	62°	18	...
3. Cloudy	1.837	1.4226	...	45	2	...	60°	62°	7	...
4. Rain	1.837	1.420	...	20	1	20	60°	63°	0	0
5. Clear	1.8377	1.42	1	15	2	...	58°	62°	15	...
6. Rainy	1.8391	1.422	...	35	1	40	58°	62°	...	2
7. Cloudy	1.835	1.4226	...	20	...	35	62°	64°	...	10
8. Clear	1.835	1.422	...	35	1	10	60°	62°	5	...
9. Partly clear	1.824	1.4271	...	20	1	...	50°	60°	...	3
10. "	1.83	1.4271	...	10	...	25	58°	60°	...	10
11. Cloudy	1.832	1.425	...	10	...	50	58°	60°	8	...
12. Rainy	1.822	1.425	...	10	...	20	58°	60°	...	10
13. Partly clear	1.8378	1.4257	...	50	1	40	50°	58°	20	...
14. Cloudy	1.837	1.4257	1	56	4	40	50°	60°	16	...

A careful examination of this table will prove very instructive. The increase in yield varies from 31 per cent. to nothing, and the loss runs as high as 10 per cent., yet care was taken to make the product uniform in quality. On the days it rained there was a loss, with the exception of the fourth day, when there was neither a loss nor a gain. On the days it was partly clear, as just before or after rain, the table shows a loss in product. We can explain this fact by reason of the moisture-absorbing qualities of the cotton. On the rainy days it would absorb the moisture from the air until, when immersed in the acids, they were weakened, and the fibre dissolved more or less in weakened acid, producing what is known as "burning" in the batch. It will also be noticed that on days which show a loss, the time of the immersion was correspondingly short, as on the tenth, twelfth, and seventh days.

The lesson this table teaches is, that it is almost impossible to nitrate cellulose in small quantities, and get uniform results, when the nitration is carried on at high temperatures. As regards the solubility of pyroxyline, Parks found that nitro-benzene, aniline, glacial acetic acid, and camphor, dissolved in the more volatile solvents methyl-alcohol and alcohol-ether, were much the best solvents for producing a plastic, as they are less volatile, and develop greater solvent action under the influence of heat. Nitro-benzene gives a solution that is granular; it seems to merely convert the pyroxyline, and not to dissolve it; but on the addition of alcohol, a solution is at once obtained, and the granular appearance disappears, and the solution becomes homogeneous. The acid mixture and the method of nitrating have much to do with the action of the various solvents, so also has the presence of water.

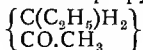
Dr Schupphous found that propyl and isobutyl alcohols with camphor were active solvents, and the ketones, palmitone, and stearone in alcohol solution, also alpha and beta-naphthol, with alcohol and anthraquinone (diphenylene diketone) in alcoholic solution, and also iso-valeric aldehyde and its derivatives, amylic-dimethyl and amylic-diethyl ethers.

August Sayer (U.S.P., No. 470, 451) finds diethyl-ketone, dibutyl-ketone, di-pentyl-ketone, and the mixed ketones,* methyl-ethyl, methyl-propyl, methyl-butyl, methyl-amyl, and ethyl-butyl ketones are active solvents of pyroxyline; and Paget finds that although methyl-amyl oxide is a solvent, that ethyl-amyl oxide is not.

The solvents of pyroxyline can be divided into general classes—First, those which are solvents without the aid of heat or solution in alcohol; second, those that are solvents when dissolved in alcohol. These solvents are those which also develop a solvent action when heated to their melting point in combination with pyroxyline.

Mr W. D. Field groups the solvents of pyroxyline into classes thus:—Two of the monohydric alcohols; compound ethers of the fatty acids with monohydric alcohols, aldehydes; simple and mixed ketones of the fatty acid series. These four classes include the greater number of the solvents of pyroxyline. Those not included are as follows:—Amyl-nitrate and nitrite, methylene-dimethyl ether, ethidene-diethyl ether, amyl-chloracetate,

* Ketones are derived from the fatty acids by the substitution of the hydroxyl of the latter by a monad positive radical. They thus resemble aldehydes in constitution. The best-known ketone is acetone $\text{CH}_3\text{CO.CH}_3$. Mixed ketones are obtained by distilling together salts of two different fatty acids. Thus potassic butyrate and potassic acetate form propyl-methyl-ketone—



nitro-benzene and di-nitro-benzene, coumarin, camphor, glacial acetic acid, and mono-, di-, and tri-acetin.

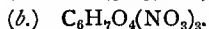
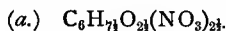
Richard Hale uses the following solvent:—Amyl-acetate, 4 volumes; petroleum naphtha, 4 volumes; methyl-alcohol, 2 volumes; pyroxylin, 4 to 5 ounces to the gallon of solvent. Hale used petroleum naphtha to hasten the drying qualities of the varnish, so that it would set on the article to be varnished before it had a chance to run off. It is, however, the non-hygroscopic character of the solvent that makes the varnish successful. This formula is very largely used for the production of pyroxyline varnish, which is used for varnishing pens, pencils, &c., also brass-work and silver-ware.

The body known as oxy-cellulose* is formed by the action of nitric acid upon cellulose when boiled with it. The quantity formed is about 30 per cent. of cellulose acted upon. When washed free from acid, it gelatinises. It is then soluble in dilute alkalies, and can be re-precipitated from solution by alcohol, acids, or saline solutions. Messrs Cross and Bevan assign to it the formula $C_{18}H_{26}O_{16}$. It dissolves in concentrated sulphuric acid, and with nitric acid forms a nitro body of the formula $C_{18}H_{23}O_{16}3(NO_2)$, which is prepared as follows:—The gelatinous oxy-cellulose is washed with strong nitric acid until free from water, and is then diffused through a mixture of equal volumes of strong sulphuric and nitric acids, in which it quickly dissolves. The solution, after standing for about an hour, is poured in a fine stream into a large volume of water, by which the "nitro" body is precipitated as a white flocculent mass. The product, after drying at $110^{\circ} C.$, was found upon analysis to contain 6.48 per cent. nitrogen.

* "On the Oxidation of Cellulose," by C. F. Cross and E. J. Bevan, *Jour. Chem. Soc.*, 1883, p. 22.

MISCELLANEOUS NITRO-EXPLOSIVES.

Nitro-Starch.—It is only recently that by means of the process introduced by the “Actiengesellschaft Dynamit Nobel,” that it has been possible to make this explosive upon the manufacturing scale. Nitro-starch has been known since 1883, when Braconnot discovered it, and called it xyloidine. Its formula is $C_6H_8O_3(NO_3)_2$, but Dr Otto Mühlhäusen has lately succeeded in preparing higher nitrated compounds, viz.—



Or doubling the molecule of starch :—

		Nitrogen.
i. Tetra-nitro-starch	$C_{12}H_{16}O_6(ONO_2)_4$	11.11 per cent.
ii. Penta-nitro-starch	$C_{12}H_{15}O_5(ONO_2)_5$	- 12.75 ”
iii. Hexa-nitro-starch	$C_{12}H_{14}O_4(ONO_2)_6$	- 14.14 ”

He regards them as true ethers (esters) of nitric acid. Thus on treatment with sulphuric acid, these compounds yield NO_3H , the residue $O.NO_2$ thus appearing to be replaced by the sulphuric acid residue. On treatment with a solution of ferrous chloride, nitric oxide and “soluble” starch are regenerated. On shaking with sulphuric acid over mercury, all the nitrogen is split off as NO.

Tetra-nitro-starch is prepared upon the large scale as follows :—A quantity of potato-starch is taken and exposed in some suitable desiccating apparatus at a temperature of $100^\circ C$. until all the moisture which it contains is completely driven off. It is then reduced to a fine powder by grinding, and dissolved in nitric acid of specific gravity 1.501. The vessel in which this solution is accomplished is made of lead, and must be provided with two jackets, cooled by means of water. It should further be fitted with a screw-agitator, in order to keep

the nitric acid circulating freely. The charge of starch is introduced through an opening in the cover of this digesting vessel, and the proportions of acid to starch are 10 kilogrammes of starch to 100 kilos. of acid. The temperature is kept within the limits 20° to 25° C. When the solution of the starch is complete, the liquid is conducted into a precipitating apparatus, which is also provided with a cooling jacket, for the purpose of regulating the temperature. The bottom of this vessel is double and perforated, and here is placed a layer of gun-cotton to act as a filter. This vessel is filled with spent nitro-sulphuric acid obtained as a waste product from the nitro-glycerine manufactory, and the solution of starch in nitric acid is sprayed into it through an injector worked by compressed air, whereby the nitro-starch is thrown down in the form of a fine-grained powdery precipitate.

In order to precipitate 100 kilos. of the acid solution of starch, it is necessary to employ 500 kilos. of spent nitro-sulphuric acid. As it is precipitated the nitro-starch collects on the gun-cotton filter, and the acid liquor is run off through a tap placed beneath the perforated double bottom of the vessel, and of course below the filter pad. The precipitated starch is further cleansed from acid by repeated washings and by pressure, until all trace of acidity has been eliminated, and the substance exhibits a neutral reaction. The next step is to treat the nitro-starch with a 5 per cent. solution of soda, in contact with which it is allowed to stand for at least twenty-four hours. The product is then ground up until a sort of "milk" or emulsion is obtained, and lastly treated with a solution of aniline, so that when pressed into cake, it contains about 33 per cent. of water, and 1 per cent. of aniline.

Dr Mühlhäusen, working on these lines in the laboratory, prepared nitro-starch which contained 10.96 and 11.09 per cent. of nitrogen. When in the state of powder it is snow-white in colour; it becomes electrified when rubbed; it is very stable, and soluble even in the cold in nitro-glycerine. He has also prepared a tetra-nitro-starch containing 10.58 and 10.50 per cent. of nitrogen, by pouring water into a solution of starch in nitric acid which had stood for several days. The substance thus produced in the laboratory had all the properties of that prepared by the other process.

The production of penta-nitro-starch is effected by adding 20 grms. of rice-starch—previously dried at a temperature of 100° C., in order to eliminate all moisture—to a mixture of 100 grms. of nitric acid, specific gravity 1.501, and 300 grms. of sulphuric acid, specific gravity 1.8 (some tetra-nitro-starch is also formed at the same time). After standing in contact with these mixed acids for one hour the starch has undergone a change, and the mass may now be discharged into a large quantity of water, and then washed, first with water, and finally with an aqueous solution of soda. The yield in Dr Mühlhäusen's experiments was 147.5 per cent.

The substance thus formed is now heated with ether-alcohol, the ether is distilled off, and the penta-nitro-starch appears as a precipitate, whilst the tetra-nitro-starch, which is formed simultaneously, remains in solution in the alcohol. As obtained by this process, it contained 12.76 and 12.98 per cent. nitrogen, whilst the soluble tetra-nitro-starch contained 10.45 per cent.

Hexa-nitro-starch is the product chiefly formed when 40 grms. of dry starch are treated with 400 grms. of nitric acid, specific gravity 1.501, and allowed to stand in contact for twenty-four hours; 200 grms. of this mixture

are then poured into 600 c.c. of sulphuric acid of 66° B. The result of this manipulation is a white precipitate, which contains 13.52–13.23 and 13.22 per cent. nitrogen ; and consists, therefore, of a mixture of penta- and hexa-nitro-starch.

The experiments undertaken with these substances demonstrated that those prepared by precipitating the nitro-starch with strong sulphuric acid were less stable in character or properties than those which were precipitated by water or weak sulphuric acid. Dr Mühlhäusen is of opinion that possibly in the former case a sulpho-group may be formed, which in small quantity may occasion this instability.

The following table shows the behaviour of these substances prepared in different ways and under various conditions :—

	SAMPLES.				
	A.	B.	C.	D.	E.
Ignition-point	175° C.	170° C.	152° C.	121° C.	155° C.
Stability	Stable	Stable	Unstable	Unstable	Unstable
Per cent. of N.	11.02	10.54	12.87	12.59	13.52.
96 per cent. alcohol	Sol.	Sol.	Insol.	Insol.	Insol.
Ether	Insol.	Insol.	Insol.	Insol.	Insol.
Ether-alcohol	Sol.	Sol.	Sol.	Sol.	Sol.
Acetic Ether	Sol.	Sol.	Sol.	Sol.	Sol.

These samples were prepared as follows :—

A. From 1 part nitric acid and 2 parts sulphuric acid (containing 70 per cent. H_2O).

B. From 1 part nitric acid and water.

C. From 1 part nitric and 3 parts H_2SO_4 (con.).

D. From 1 part nitric and 3.5 parts con. H_2SO_4 .

E. From 1 part nitric and 3 parts con. H_2SO_4 .

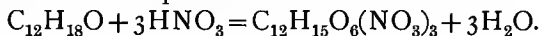
Dr Mühlhäusen is of opinion that these compounds may be turned to practical account in the production of

good smokeless powder. He recommends the following proportions and method. Six grms. of nitro-jute and 2 grms. of nitro-starch are mixed together, and moistened with acetic ether. These ingredients are then worked together into a uniform mass, and dried at a temperature ranging between the limits 50° to 60° C. He has himself prepared such a smokeless powder, which proved to contain 11.54 per cent. of nitrogen, and was very stable. Further details of Dr Mülhhausen's work upon nitro-starch can be found in *Dingler's Polytechnisches Journal*, paper "Die höhren Salpetersäureäther der Stärke," 1892, Band 284, s. 137-143, and a Bibliography up to 1892 in *Arms and Explosives*, December 1892.

M. Berthelot gives the heat of formation of nitro-starch as 812 cal. for 1 gm., and the heat of total combustion as equal to 706.5 cal. for 207 grms., or for 1 gm. 3,413 cal. The heat of decomposition could only be calculated if the products of decomposition were given, but they have not as yet been studied, and the quantity of oxygen contained in the compound is far from being sufficient for its complete combustion. Berthelot and Vieille found the average velocities for nitro-starch powder, density of charge about 1.2, in a tin tube 4 mm. external diameter, to be, in two experiments, 5,222 m. and 5,674 m. In a tin tube 5.5 mm. external diameter, the velocity was 5,816 m., and in a lead tube 5,006 m. (density 1.1 to 1.2). The starch powder is hygroscopic and is insoluble in water and alcohol. When dry it is very explosive, and takes fire at about 350° F. Mr Alfred Nobel has taken out a patent (Eng. Pat., No. 6,560, 88) for the use of nitro-starch. His invention relates to the treatment of nitro-starch and nitro-dextrine, for the purpose of producing an explosive powder, to be used in place of gunpowder. He incorporates these materials

with nitro-cellulose, and dissolves the whole in acetone, which is afterwards distilled off. A perfect incorporation of the ingredients is thus brought about.

Nitro-Jute.—It is obtained by treating jute with nitric acid. Its properties have been studied by Messrs Cross and Bevan (*Jour. Chem. Soc.*, 1889, 199), and by Mühlhäusen. The latter used for its nitration an acid mixture composed of equal parts of nitric and sulphuric acids, which was allowed to act upon the jute for some time. He found that with long exposure, *i.e.*, from three to four hours in the acids, there was a disintegrating of the fibre-bundles, and the nitration was attended by secondary decomposition and conversion into products soluble in the acid mixture. Cross and Bevan's work upon this substance leads them to conclude that the highest yield of nitrate is represented by an increase of weight of 51 per cent. They give jute the empirical formula $C_{12}H_{18}O_9$ (C=47 per cent., H=6 per cent., and O=47 per cent.), and believe its conversion into a nitro compound to take place thus:—



This is equivalent to a gain in weight of 44 per cent. for the tri-nitrate, and of 58 per cent. for the tetra-nitrate. The formation of the tetra-nitrate appears to be the limit of nitration of jute-fibre. In other words, if we represent the ligno-cellulose molecule by a C_{12} formula, it will contain four hydroxyl (OH) groups, or two less than cellulose similarly represented. The following are their nitration results:—

Acids used.—I. HNO_3 sp. gr. 1.43, and H_2SO_4 = 1.84 equal parts.

II. 1 vol. (HNO_3 1.5), 1 vol. H_2SO_4 (1.84).

III. 1 vol. HNO_3 (1.5), 75 vols. H_2SO_4 (1.84).

I. = 144.4 ; II. = 153.3 ; III. = 154.4 grms., 100 grms. of fibre being used in all three cases.

Duration of exposure, thirty minutes at 18° C.

The nitrogen was determined in the products, and equalled 10.5 per cent. Theory for $C_{12}H_{15}O_6(NO_3)_3 = 9.5$ per cent., and for $C_{12}H_{15}O_6(NO_3)_4 = 11.5$ per cent. These nitrates resemble those of cellulose, and are in all essential points nitrates of ligno-cellulose.

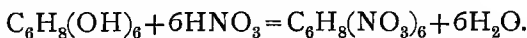
Mühlhäusen obtained a much lower yield, and probably, as pointed out by Cross and Bevan, a secondary decomposition took place, and his products, therefore, probably approximate to the derivatives of cellulose rather than to those of ligno-cellulose, the more oxidisable, non-cellulose, or lignone constituents having been decomposed. In fact, he regards his product as cellulose penta-nitrate ($C_{12}H_{15}O_5(ONO_2)_5$). The *Chemiker Zeitung*, xxi., p. 163, contains a further paper by Mühlhäusen on the explosive nitro-jute. After purifying the jute-fibre by boiling it with a 1 per cent. solution of sodium carbonate, and washing with water, he treated 1 part of the purified jute with 15 parts of nitro-sulphuric acid, and obtained the following results with different proportions of nitric to sulphuric acids:—

Experiment	HNO ₃	H ₂ SO ₄	Yield per cent.	Ignition Point.	Nitrogen.
I.—	1.	1.	129.5	170° C.	11.96 %
„ II.	„	2.	132.2	167° C.	12.15 %
„ III.	„	3.	135.8	169° C.	11.91 %

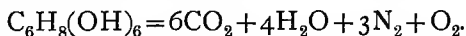
An experiment made with fine carded jute and the same mixture of acids as in No. II. gave 145.4 per cent. nitro-jute, which ignited at 162° C., and contained 12 per cent. nitrogen. This explosive is not at present manufactured upon the large scale, and Messrs Cross and Bevan are of opinion that there is no very obvious advantage in the use of lignified textile fibre as raw materials for explosive nitrates, seeing that a large number of raw materials containing cellulose (chiefly as cotton) can be obtained at a cheaper rate, and yield also

150 to 170 per cent. of explosive material when nitrated, and are in many ways superior to the products obtained hitherto from jute.

Nitro-mannite is formed by the action of nitric acid on mannite, a hex-acid alcohol closely related to sugar. It occurs abundantly in manna, which is the partly dried sap of the manna-ash (*Fraxinus ornus*). It is formed in the lactic acid fermentation of sugar, and by the action of nascent hydrogen on glucose and cellulose, or on invert sugar. Its formula is $C_6H_8(OH)_6$ and that of nitro-mannite $C_6H_8(NO_3)_6$. Mannite crystallises in needles or rhombic prisms, which are soluble in water and alcohol, and have a sweet taste. Nitro-mannite forms white needle-shaped crystals, insoluble in water, but soluble in ether or alcohol. When rapidly heated, they ignite at about $374^\circ F.$, and explode at about $590^\circ F.$ It is more susceptible to friction and percussion than nitro-glycerine, and unless pure it is liable to spontaneous decomposition. It is considered as the nitric ether of the hexatomic alcohol mannite. It is formed by the action of a mixture of nitric and sulphuric acids upon mannite—



Its products of explosion are as shown in the following equation:—



Its percentage composition is as follows:—Carbon, 15.9 per cent.; hydrogen, 1.8 per cent.; nitrogen, 18.6 per cent.; and oxygen, 63.7 per cent. Its melting point is 112 to $113^\circ C.$, and it solidifies at 93° . When carefully prepared and purified by recrystallisation from alcohol, and kept protected from sunlight, it can be kept for several years without alteration.

Nitro-mannite is more dangerous than nitro-glycerine, as it is more sensitive to shock. It is intermediate in its shattering properties between nitro-glycerine and fulminate of mercury. It explodes by the shock of copper on iron or copper, and even of porcelain on porcelain, provided the latter shock be violent. Its heat of formation from its elements is +156.1 calories. It is not manufactured upon the commercial scale.

Besides the nitro compounds already described, there are many others, but they are of little importance, and are none of them made upon the large scale. Among such substances are *nitro-coal*, which is made by the action of nitric acid on coal; *nitro-colle*, a product which results from the action of nitric acid on isinglass or gelatine, soaked in water. It is then treated with the usual acids.

Another method is to place strong glue in cold water until it has absorbed the maximum amount of the latter. The mixture is solidified by the addition of nitric acid, nitrated in the usual way, and well washed. Abel's *Glyoxiline* is only nitrated gun-cotton impregnated with nitro-glycerine. Nitro-lignine is only nitro-cellulose made from wood instead of cotton; and nitro-straw is also only nitro-cellulose. The explosive known as *Keil's Explosive* contains nitro-glucose. Nitro-molasses, which is a liquid product, has also been proposed, and nitro-saccharose, the product obtained by the nitration of sugar. It is a white, sandy, explosive substance, soluble in alcohol and ether. When made from cane sugar, it does not crystallise; but if made from milk sugar, it does. It has been used in percussion caps, being stronger and quicker than nitro-glycerine. It is, however, very sensitive and very hygroscopic, and very prone to decomposition. Nitrotar, made from crude tar-oil, by nitration with nitric acid

of a specific gravity of 1.53 to 1.54. Nitro-toluol is used, mixed with nitro-glycerine. This list, however, does not exhaust the various substances that have been nitrated and proposed as explosives. Even such unlikely substances as horse dung have been experimented with. None of them are very much used, and very few of them are made upon the manufacturing scale.

CHAPTER V.

NITRO-BENZOL, ROBURITE, BELLITE, PICRIC ACID, &c.

Explosives derived from Benzene—Toluene and Nitro-Benzene—Di- and Tri-nitro-Benzene—Roburite: Properties and Manufacture—Bellite: Properties, &c.—Securite—Tonite No. 3—Nitro-Toluene—Nitro-Naphthalene—Ammonite—Sprengel's Explosives—Picric Acid—Picrates—Picric Powders—Melinite—Abel's Mixture—Brugère's Powders—The Fulminates—Composition, Formula, Preparation, Danger of, &c.—Detonators: Sizes, Composition, Manufacture—Fuses, &c.

The Explosives derived from Benzene.—There is a large class of explosives made from the nitrated hydrocarbons—benzene, C_6H_6 ; toluene, C_7H_8 ; naphthalene, $C_{10}H_8$; and also from phenol (or carbolic acid), C_6H_5OH . The benzene hydrocarbons are generally colourless liquids, insoluble in water, but soluble in alcohol and ether. They generally distil without decomposition. They burn with a smoky flame, and have an ethereal odour. They are easily nitrated and sulphurated; mono, di, and tri derivatives are readily prepared, according to the strength of the acids used. It is only the H-atoms of the benzene nucleus which enter into reaction.

Benzene was discovered by Faraday in 1825, and detected in coal-tar by Hofmann in 1845. It can be obtained from that portion of coal-tar which boils at

80° to 85° by fractionating or freezing.* The ordinary benzene of commerce contains thiophene (C_4H_4S), from which it may be freed by shaking with sulphuric acid. Its boiling point is 79° C.; specific gravity at 0° equals 0.9. It burns with a luminous smoky flame, and is a good solvent for fats, resins, sulphur, phosphorus, &c. Toluene was discovered in 1837, and is prepared from coal-tar. It boils at 110° C., and is still liquid at 28° C.

The mono-, chloro-, bromo-, and iodo-benzenes are colourless liquids of peculiar odour. Di-chloro-, di-bromo-benzenes, tri- and hexa-chloro- and bromo-benzenes, are also known; and mono-chloro-, $C_6H_4Cl(CH_3)$, and bromo-toluenes, together with di derivatives in the ortho, meta, and para modifications. The nitro-benzenes and toluenes are used as explosives. The following summary is taken from Dr A. Bernthsen's "Organic Chemistry":—

SUMMARY.

$C_6H_5(NO_2)$ Nitro-benzene. Liq. B.Pt. 206° C.	$C_6H_4(NO_2)_2$ Ortho-, meta-, and para- di-nitro-benzenes. Solid. M.P. 118°, 90°, and 172° C.	$C_6H_3(NO_2)_3$ S-Tri-nitro-benzene. Solid. M.P. 121° C.
$C_6H_4(CH_3)NO_2$ Ortho-, meta-, and para- nitro-toluenes. B.P. 218°, 230°, and 234° C. Para compound solid.	$C_6H_3(CH_3)NO_2$ Nitro-xylene. Liquid.	$C_6H_2(CH_3)_3NO_2$ Nitro-mesitylene. Solid.
$C_6H_3(CH_3)(NO_2)_2$ Di-nitro-toluenes.	$C_6H_4Cl(NO_2)$ Nitro-chloro-benzenes.	$C_6Br_4(NO_2)_2$ Tetra-bromo-di-nitro- benzene.

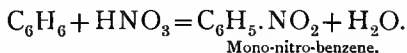
The nitro compounds are mostly pale yellow liquids, which distil unchanged, and volatilise with water vapour,

* It may be prepared chemically pure by distilling a mixture of benzoic acid and lime.

or colourless or pale yellow needles or prisms. Some of them, however, are of an intense yellow colour. Many of them explode upon being heated. They are heavier than water, and insoluble in it, but mostly soluble in alcohol, ether, and glacial acetic acid.

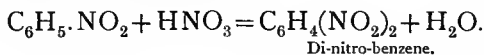
Nitro-benzene, $C_6H_5(NO_2)$, was discovered in 1834 by Mitscherlich. It is a yellow liquid, with a melting point of $+3^\circ C$. It has an intense odour of bitter almonds. It solidifies in the cold. In di-nitro-benzene, the two nitro groups may be in the meta, ortho, or para position, the meta position being the most general (see fig., page 4). By recrystallising from alcohol, pure meta-di-nitro-benzene may be obtained in long colourless needles. The ortho compound crystallises in tables, and the para in needles. They are both colourless. When toluene is nitrated, the para and ortho are chiefly formed, and a very little of the meta compound.

Nitro Compounds of Benzene and Toluene.—The preparation of the nitro derivatives of the hydrocarbons of the benzene series is very simple. It is only necessary to bring the hydrocarbon into contact with strong nitric acid, when the reaction takes place, and one or more of the hydrogen atoms of the hydrocarbon are replaced by the nitryl group (NO_2). Thus by the action of nitric acid on benzene (or benzol), mono-nitro-benzene is formed:—



Mono-nitro-benzene.

By the action of another molecule of nitric acid, the di-nitro-benzene is formed:—



Di-nitro-benzene.

These nitro bodies are not acids, nor are they ethereal salts of nitrous acid, as nitro-glycerine is of glycerine.

They are regarded as formed from nitric acid by the replacement of hydroxyl by benzene radicals.

Mono-nitro-Benzene is made by treating benzene with concentrated nitric acid, or a mixture of nitric and sulphuric acids. The latter, as in the case of the nitration of glycerine, takes no part in the reaction, but only prevents the dilution of the nitric acid by the water formed in the reaction. Small quantities may be made thus:—Take 150 c.c. of H_2SO_4 and 75 c.c. HNO_3 , or 1 part nitric to 2 parts sulphuric acid, and put in a beaker standing in cold water; then add 15 to 20 c.c. of benzene, drop by drop, waiting between each addition for the completion of the reaction, and shake well during the operation. When finished, pour contents of beaker into about a litre of cold water; the nitro-benzol will sink to the bottom. Decant the water, and wash the nitro-benzol two or three times in a separating funnel with water. Finally, dry the product by adding a little granulated calcium chloride, and allowing to stand for some little time, it may then be distilled. Nitro-benzene is a heavy oily liquid which boils at $205^\circ C.$, has a specific gravity of 1.2, and an odour like that of oil of bitter almonds. In the arts it is chiefly used in the preparation of aniline.

Di-nitro-Benzene is a product of the further action of nitric acid on benzene or nitro-benzene. It crystallises in long fine needles or thin rhombic plates, and melts at $89.9^\circ C.$ It can be made thus:—The acid mixture used consists of equal parts of nitric and sulphuric acids, say 50 c.c. of each, and without cooling add very slowly 10 c.c. of benzene from a pipette. After the action is over, boil the mixture for a short time, then pour into

about half a litre of water, filter off the crystals thus produced, press between layers of filter paper, and crystallise from alcohol. Di-nitro-benzene, or meta-di-nitro-benzene, as it is sometimes called, enters into the composition of several explosives, such as tonite No. 3, roburite, securite, bellite.

Nitro-benzene is manufactured upon the large scale as follows:—Along a bench a row of glass flasks, containing 1 gallon each (1 to 2 lbs. benzene), are placed, and the acids added in small portions at a time, the workman commencing with the first, and adding a small quantity to each in turn, until the nitration was complete. This process was a dangerous one, and is now obsolete. The first nitro-benzene made commercially in England, by Messrs Simpson, Maule, & Nicholson, of Kennington, in 1856, was by this process. Now, however, vertical iron cylinders, made of cast-iron, are used for the nitrating operation. They are about 4 feet in diameter and 4 feet deep, and a series are generally arranged in a row, at a convenient height from the ground, beneath a line of shafting. Each cylinder is covered with a cast-iron lid having a raised rim all round. A central orifice gives passage to a vertical shaft, and two or more other conveniently arranged openings allow the benzene and the mixed acids to flow in. Each of these openings is surrounded with a deep rim, so that the whole top of the cylinder can be flooded with water some inches in depth, without any of it running into the interior of the nitrator. The lid overhangs the cylinder somewhat, and in the outer rim a number of shot-holes or tubes allow the water to flow down all over the outside of the cylinder into a shallow cast-iron dish, in which it stands. By means of a good supply of cold water, the top, sides, and bottom of the whole apparatus is thus

cooled and continually flooded. The agitator consists of cast-iron arms keyed to a vertical shaft, with fixed arms or dash-plates secured to the sides of the cylinder. The shaft has a mitre wheel keyed on the top, which works into a corresponding wheel on the horizontal shafting running along the top of the converters. This latter is secured to a clutch; and there is a feather on the shaft, so that any one of the converters can if necessary be put either in or out of gear. This arrangement is necessary, as riggers or belts of leather, cotton, or indiarubber will not stand the atmosphere of the nitro-benzole house. Above and close to each nitrator stands its acid store tank, of iron or stoneware.

The building in which the nitration is carried out should consist of one story, have a light roof, walls of hard brick, and a concrete floor of 9 to 12 inches thick, and covered with pitch, to protect its surface from the action of the acids. The floor should be inclined to a drain, to save any nitro-benzol spilt. Fire hydrants should be placed at convenient places, and it should be possible to at once fill the building with steam. A 2-inch pipe, with a cock outside the building, is advisable. The building should also be as far as possible isolated.

The acids are mixed beforehand, and allowed to cool before use. The nitric acid used has a specific gravity of 1.388, and should be as free as possible from the lower oxides of nitrogen. The sulphuric acid has a specific gravity of 1.845, and contains from 95 to 96 per cent. of mono-hydrate. A good mixture is—100 parts of nitric to 140 parts of sulphuric acid, and 78 parts of benzene; or 128 parts HNO_3 , 179 of H_2SO_4 , and 100 of benzene (C_6H_6). The benzene having been introduced into the cylinder, the water is turned on and the apparatus cooled, the agitators are set running, and the acid cock turned

on so as to allow it to flow in a very thin stream into the nitrator.

Should it be necessary to check the machinery even for a moment, the stream of acid must be stopped and the agitation continued for some time, as the action proceeds with such vigour that if the benzene being nitrated comes to rest and acid continues to flow, local heating occurs, and the mixture may inflame. Accidents from this cause have been not infrequent. The operation requires between eight to ten hours, agitation and cooling being kept up all the time. When all the acid is added the water is shut off, and the temperature allowed to rise a little, to about 100° C. When it ceases to rise the agitators are thrown out of gear, and the mixture allowed some hours to cool and settle. The acid is then drawn off, and the nitro-benzene is well washed with water, and sometimes distilled with wet steam, to recover a little unconverted benzene and a trace of paraffin (about .5 per cent. together). At many English works, 100 to 200 gallons, or 800 to 1,760 lbs., are nitrated at a time, and toluene is often used instead of benzene, especially if the nitro-benzene is for use as essence of myrbane. The waste acids, specific gravity 1.6 to 1.7, contain a little nitro-benzene in solution and some oxalic acid. They are concentrated in cast-iron pots and used over again.

Di-nitro-Benzene is obtained by treating a charge of the hydrocarbon benzene with double the quantity of mixed acids in two operations, or rather in two stages, the second lot of acid being run in directly after the first. The cooling water is then shut off, and the temperature allowed to rise rapidly, or nitro-benzene already manufactured is taken and again nitrated with acids. A large quantity of acid fumes come off, and some of the

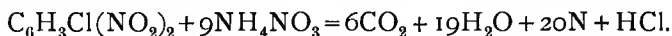
nitro- and di-nitro-benzole produced comes off at the high temperature which is attained, and a good condensing apparatus of stoneware must be used to prevent loss. The product is separated from the acids, washed with cold water and then with hot. It is slightly soluble in water, so that the washing waters must be kept and used over again. Finally it is allowed to settle, and run while still warm into iron trays, in which it solidifies in masses 2 or 4 inches thick. It should not contain any nitro-benzol, nor soil a piece of paper when laid on it, should be well crystallised, fairly hard, and almost odourless. The chief product is meta-di nitro-benzene, melting point 89.8 , but ortho-di-nitro-benzene, melting point 118° , and para-di-nitro, melting point 172° , are also produced. The melting point of the commercial product is between 85° to 87° C.

Di-nitro-toluene is made in a similar manner. The tri-nitro-benzene can only be made by using a very large excess of the mixed acids. Nitro-benzene, when reduced with iron, zinc, or tin, and hydrochloric acids, forms aniline.

Roburite.— This explosive is the invention of a German chemist, Dr Carl Roth (English patent 267A, 1887), and is now manufactured in England, at Gathurst, near Wigan. It consists of two component parts, non-explosive in themselves (Sprengel's principle), but which, when mixed, form a powerful explosive. The two substances are ammonium nitrate and chlorinated di-nitro-benzol. Nitro-naphthalene is also used. Nitrate of soda and sulphate of ammonium are allowed to be mixed with it. The advantages claimed for the introduction of chlorine into the nitro compound are that chlorine exerts a loosening effect upon the NO_2 groups, and enables the

compound to burn more rapidly than when the nitro groups alone are present.

The formula of chloro-di-nitro-benzole is $C_6H_3Cl(NO_2)_2$. The theoretical percentage of nitrogen, therefore, is 13.82, and of chlorine 17.53. Dr Roth states that from experiments he has made the dynamic effect is considerably increased by the introduction of chlorine into the nitro compound. Roburite burns quickly, and is not sensitive to shock; it must be used dry; it cannot be made to explode by concussion, pressure, friction, fire, or lightning; it does not freeze; it does not give off deleterious fumes, and it is to all intents and purposes flameless; and when properly tamped and fired by electricity, can be safely used in fiery mines, neither fine dust nor gases being ignited by it. The action is rending and not pulverising. Compared to gunpowder, it is more powerful in a ratio ranging from $2\frac{1}{2}$ to 4 to 1, according to the substance acted upon. It is largely used in blasting, pit sinking, quarrying, &c., but especially in coal mining. According to Dr Roth, the following is the equation of its decomposition—



In appearance roburite is a brownish yellow powder, with the characteristic smell of nitro-benzol. Its specific gravity is 1.40. The Company's statement that the fumes of roburite were harmless having been questioned by the miners of the Garswood Coal and Iron Works Colliery, a scientific committee was appointed by the management and the men jointly for the purpose of settling the question. The members of this committee were Dr N. Hannah, Dr D. J. Mouncey, and Professor H. B. Dixon, F.R.S., of Owens College. After a protracted investigation, a long and technical report was

issued, completely vindicating the innocuousness of roburite when properly used. In the words of *The Iron and Coal Trades' Review* (May 24, 1889), "The verdict, though not on every point in favour of the use in all circumstances of roburite in coal mines, is yet of so pronounced a character in its favour as an explosive that it is impossible to resist the conclusion that the claims put forward on its behalf rest on solid grounds."

Roburite was also one of the explosives investigated by the committee appointed in September 1889 by the Durham Coalowners' and Miners' Associations, for the purpose of determining whether the fumes produced by certain explosives are injurious to health. Both owners and workmen were represented on the committee, which elected Mr T. Bell, H.M. Inspector of Mines, as its chairman, with Professor P. P. Bedson and Drs Drummond and Hume as professional advisers. The problem considered was whether the fumes produced by the combustion of certain explosives, one of which was roburite, were injurious to health. The trial comprised the chemical analysis of the air at the "intake," and of the vitiated air during the firing of the shots at the "return," and also of the smoky air in the vicinity of the shot-holes. Five pounds and a half of roburite were used in twenty-three shots. It had been asserted that the fumes from this explosive contained carbon-monoxide, CO, but no trace of this gas could be discovered after the explosion. On another occasion, however, when 4.7 lbs. of roburite were exploded in twenty-three shots, the air at the "return" showed traces of CO gas to the extent of .042 to .019 per cent. The medical report which Drs Hume and Drummond presented to the committee shows that they investigated every case of suspected illness produced by exposure to fumes, and they could find no evidence of acute illness

being caused. They say, "No case of acute illness has, throughout the inquiry, been brought to our knowledge, and we are led to the conclusion that such cases have not occurred."

Manufacture.—As now made, roburite is a mixture of ammonium nitrate and chlorinated di-nitro-benzol. The nitrate of ammonia is first dried and ground, and then heated in a closed steam-jacketed vessel to a temperature of 80° C., and the melted organic compound is added, and the whole stirred until an intimate mixture is obtained. On cooling, the yellow powder is ready for use, and is stored in straight canisters or made up into cartridges. Owing to the deliquescent nature of the nitrate of ammonia, the finished explosive must be kept out of contact with the air, and for this reason the cartridges are waterproofed by dipping them in melted wax. Roburite is made in Germany, at Witten, Westphalia; and also at the English Company's extensive works at Gathurst, near Wigan, which have been at work now for some seven years, having started in 1888. These works are of considerable extent, covering 30 acres of ground, and are equal to an output of 10 tons a day. A canal runs through the centre, separating the chemical from the explosive portions of the works, and the Lancashire and Yorkshire Railway runs up to the doors. Besides sending large quantities of roburite itself abroad, the Company also export to the various colonies the two components, as manufactured in the chemical works, and which separately are quite non-explosive, and which, having arrived at their destination, can be easily mixed in the proper proportions.

Among the special advantages claimed for roburite are:—First, that it is impossible to explode a cartridge

by percussion, fire, or electric sparks. If a cartridge or layer be struck with a heavy hammer, the portion struck is decomposed, owing to the large amount of heat developed by the blow. The remaining explosive is not in the least affected, and no detonation whatever takes place. If roburite be mixed with gunpowder, and the gunpowder fired, the explosion simply scatters the roburite without affecting it in the least. In fact, the only way to explode roburite is to detonate it by means of a cap of fulminate, containing at least 1 gramme of fulminate of mercury. Secondly, its great safety for use in coal mines. Roburite has the great advantage of exploding by detonation at a very low temperature, indeed so low that a very slight amount of tamping is only required when fired in the most explosive mixture of air and coal gas possible, and not at all in a mixture of air and coal dust—a condition in which the use of gunpowder is highly dangerous.

Mr W. J. Orsman, F.I.C., in a paper read at the University College, Nottingham, in 1893, gives the temperature of detonation of roburite as below $2,100^{\circ}$ C., and of ammonium nitrate as $1,130^{\circ}$ C., whereas that of blasting gelatine is as much as $3,220^{\circ}$ C. With regard to the composition of the fumes formed by the explosion of roburite, Mr Orsman says: "With certain safety explosives—roburite, for instance—an excess of the oxidising material is added, namely, nitrate of ammonia; but in this case the excess of oxygen here causes a diminution of temperature, as the nitrate of ammonia on being decomposed absorbs heat. This excess of oxygen effectually prevents the formation of carbon monoxide (CO) and the oxides of nitrogen."

The following table, also from Mr Orsman's paper, gives the composition of five prominent explosives, and shows the composition of the gases formed on explosion.

The gases were collected after detonating 10 grms. of each in a closed strong steel cylinder, having an internal diameter of 5 inches.

Explosive.	Volume of Gas formed.	Composition of Gases.			
		CO ₂ .	CO.	CH ₄ & H.	N.
	c.c.	Per cent.	Per cent.	Per cent.	Per cent.
Gunpowder—	2,214	51.3	3.5	3.5	41.7
Nitre75 parts					
Sulphur10 „					
Charcoal15 „	1,980	25	7	—	67
Gelignite—					
Nitro-glycerine 56.5 pts.					
Nitro-cotton 3.5 „					
Wood-meal 8.0 „	3,750	30	8	—	62
KNO ₃32.0 „					
Tonite—	4,780	32	—	—	68
Nitro-cotton }.....					
Barium nitrate }	2,100	19	15	26	—
Roburite—					
Ammonium nitrate, 86 pts					
Di-nitro-chloro- benzol.....14 „	2,100	19	15	26	—
Carbonite—					
Nitro-glycerine ...25 pts.					
Wood-meal40 „	34	„	„	„	„
Potas. nitrate.....					

With respect to the influence of ammonium nitrate in lowering the temperature of explosion of the various substances to which it is added, it was found by a French Commission that, when dry and finely powdered, ammonium nitrate succeeds in depreciating the heat of decomposition without reducing the power of the explosive below a useful limit. The following table shows the composition of the explosives examined, and the temperatures which accompanied their explosion:—

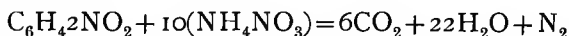
Explosive.	Original Temperature Co-efficient.	Percentage $\text{NH}_4 \cdot \text{NO}_3$ added.	Final Temperature Co-efficient.
Nitro-glycerine - -	3,200	—	—
Blasting gelatine (8 per cent. gun-cotton) - -	3,090	88	1,493
Dynamite (25 per cent. silica) - -	2,940	80	1,468
Gun-cotton, 1 - -	2,650	—	—
Ammonium nitrate	2,060	90.5	1,450
	1,130	—	—

Bellite is the patent of Mr Carl Lamm, Managing Director of the Rôtebro Explosive Company, of Stockholm, and is licensed for manufacture in England. It consists of a mixture of nitrate of ammonia with di- or tri-nitro-benzol, it has a specific gravity of 1.2 to 1.4 in its granulated state, and 1 litre weighs 800 to 875 grms. Heated in an open vessel, bellite loses its consistency at 90°C ., but does not commence to separate before a temperature of 200°C . is reached, when it evaporates without exploding. If heated suddenly, it burns with a sooty flame, somewhat like tar, but if the source of heat is removed, it will cease burning, and assume a caramel-like structure. It absorbs very little moisture from the air after it has been pressed, and if the operation has been performed while the explosive is hot, the subsequent increase of weight is only 2 per cent. When subjected to the most powerful blow with a steel hammer upon an iron plate, it neither explodes nor ignites. A rifle bullet fired into it at 50 yards' distance will not explode it. Granulated bellite explodes fully by the aid of fulminating mercury. Fifteen grms. of bellite fired by means of fulminate, projected a shot from an ordinary mortar, weighing 90 lbs., a distance of 75 yards, 15 grms.

of gunpowder, under the same conditions, throwing it only 12 yards. A weight of $7\frac{1}{2}$ lbs. falling 145 centimetres failed to explode 1 grm. of bellite.

Various experiments and trials have been made with this explosive by Professor P. T. Cleve, M. P. F. Chalon, C. N. Hake, and by a committee of officers of the Swedish Royal Artillery. It is claimed that it is a very powerful and extremely safe explosive; that it cannot be made to explode by friction, shock, or pressure, nor by electricity, fire, lightning, &c., and that it is especially adapted for use in coal mines, &c.; that it can only be exploded by means of a fulminate detonator, and is perfectly safe to handle and manufacture; that it does not freeze, can be used as a filling for shells, and lastly, can be cheaply manufactured.

Securite consists of 26 parts of meta-di-nitro-benzol and 74 parts of ammonium nitrate. It is a yellow powder, with an odour of nitro-benzol. It was licensed in 1886. It sometimes contains tri-nitro-benzol, and tri-nitro-naphthalene. The equation of its combustion is given as



and, like bellite and roburite, it is claimed to be perfectly safe to use in the presence of fire damp and coal dust.* The variety known as Flameless Securite consists of a mixture of nitrate and oxalate of ammonia and di-nitro-benzol.

Kinetite.—A few years ago an explosive called "Kinetite" † was introduced, but is not manufactured

* See paper by S. B. Coxon, *North of Eng. Inst. Mining and Mech. Eng.*, 11, 2, 87.

† V. Watson Smith, *Jour. Soc. Chem. Ind.*, January 1887.

in England. It was the patent of Messrs Petry and Fallenstein, and consisted of nitro-benzol, thickened or gelatinised by the addition of some collodion-cotton, incorporated with finely ground chlorate of potash and precipitated sulphide of antimony. An analysis gave the following percentages:—

Nitro-benzol, 19.4 per cent.

Chlorate of potash, 76.9 per cent.

Sulphide of antimony nitro-cotton, 3.7 per cent.

It requires a very high temperature to ignite it, and cannot, under ordinary circumstances, when unconfined, be exploded by the application of heat. It is little affected by immersion in water, unless prolonged, when the chlorate dissolves out, leaving a practically explosive residue.* It was found to be very sensitive to combined friction and percussion, and to be readily ignited by a glancing blow of wood upon wood. It was also deficient in chemical stability, and has been known to ignite spontaneously both in the laboratory and in a magazine. It is an orange-coloured plastic mass, and smells of nitro-benzol.

Tonite No. 3 contains 10 to 14 per cent. of nitro-benzol (see Tonite). Trench's Flameless Explosive contains 10 per cent. of di-nitro-benzol, together with 85 per cent. of nitrate of ammonia, and 5 per cent. of a mixture of alum, and the chlorides of sodium and ammonia.

Tri-nitro-Toluene.—Toluene, C_7H_8 , now chiefly obtained from coal-tar, was formerly obtained by the

* Col. Cundill, R.A., "Dict. of Explosives," says: "If, however, it be exposed to moist and dry air alternately, the chlorate crystallises out on the surface, and renders the explosive very sensitive."

dry distillation of tolu-balsam. It may be regarded as methyl-benzene, or benzene in which one hydrogen is replaced by methyl (CH_3), thus ($\text{C}_6\text{H}_5\text{CH}_3$), or as phenyl-methane, or methane in which one hydrogen atom is replaced by the radical phenyl (C_6H_5), thus ($\text{CH}_3\text{C}_6\text{H}_5$). Toluene is a colourless liquid, boiling at 110°C ., has a specific gravity of .8824 at 0°C ., and an aromatic odour. Tri-nitro-toluene is formed by the action of nitric acid on toluene. According to Häussermann, it is more advantageous to start with the ortho-para-di-nitro-toluene, which is prepared by allowing a mixture of 75 parts of 91 to 92 per cent. nitric acid and 150 parts of 95 to 96 per cent. sulphuric acid to run in a thin stream into 100 parts of para-nitro-toluene, while the latter is kept at a temperature between 60° to 65°C ., and continually stirred. When the acid has all been run in, this mixture is heated for half an hour to 80°C ., and allowed to stand till cold. The excess of nitric acid is then removed. The residue after this treatment is a homogeneous crystalline mass of ortho-para-di-nitro-toluene, of which the solidifying point is 69.5°C . To convert this mass into tri-nitro derivative, it is dissolved by gently heating it with four times its weight of sulphuric acid (95 to 96 per cent.), and it is then mixed with $1\frac{1}{2}$ times its weight of nitric acid (90 to 92 per cent.), the mixture being kept cool. Afterwards it is digested at 90° to 95°C ., with occasional stirring, until the evolution of gas ceases. This takes place in about four or five hours.

The operation is now stopped, the product allowed to cool, and the excess of nitric acid separated from it. The residue is then washed with hot water and very dilute soda solution, and allowed to solidify without purification. The solidifying point is 70°C ., and the mass is then white, with a radiating crystalline structure.

Bright sparkling crystals, melting at 81.5° C. may, however, be obtained by recrystallisation from hot alcohol. The yield is from 100 parts di-nitro-toluene, 150 parts of the tri-nitro derivative. Häussermann states also that 1 : 2 : 4 : 6 tri-nitro-toluene can be obtained from ordinary commercial di-nitro-toluene melting at 60° to 64° C.; but when this is used, greater precautions must be exercised, for the reactions are more violent. Moreover, 10 per cent. more nitric acid is required, and the yield is 10 per cent. less. He also draws attention to the slight solubility of tri-nitro-toluene in hot water, and to the fact that it is decomposed by dilute alkalis and alkaline carbonates—facts which must be borne in mind in washing the substance. This material is neither difficult nor dangerous to make. It behaves as a very stable substance when exposed to the air under varying conditions of temperature (-10° to $+50^{\circ}$ C.) for several months. It cannot be exploded by flame, nor by heating it in an open vessel. It is only slightly decomposed by strong percussion on an anvil. A fulminate detonator produces the best explosive effect with tri-nitro-toluene. It can be used in conjunction with ammonium nitrate, but such admixture weakens the explosive power; but even then it is stated to be stronger than an equivalent mixture of di-nitro-benzene and ammonium nitrate. Mowbray patented a mixture of 3 parts nitro-toluol to 7 of nitro-glycerine, also in the proportions of 1 to 3, which he states to be a very safe explosive.

Nitro-Naphthalene.—Nitro-naphthalene is formed by the action of nitric acid on naphthalene ($C_{10}H_8$). Its formula is $C_{10}H_7NO_2$, and it forms yellow needles, melting at 61° C.; and of di-nitro-naphthalene ($C_{10}H_6(NO_2)_2$), melting point 216° C. There are also tri-nitro and tetra-

nitro, and α and β derivatives of nitro-naphthalene. It is the di-nitro-naphthalene that is chiefly used in explosives. It is contained in roburite, securite, romit, Volney's powder, &c. Fehven has patented an explosive consisting of 10 parts of nitro-naphthalene mixed with the crude ingredients of gunpowder as follows:—Nitro-naphthalene, 10 parts; saltpetre, 75 parts; charcoal, 12.5 parts; and sulphur, 12.5 parts. He states that he obtains a mono-nitro-naphthalene, containing a small proportion of di-nitro-naphthalene, by digesting 1 part of naphthalene, with or without heat, in 4 parts of nitric acid (specific gravity 1.40) for five days.

Quite lately a patent has been taken out for a mixture of nitro-naphthalene or di-nitro-benzene with ammonium nitrate, and consists in using a solvent for one or other or both of the ingredients, effected in a wet state, and then evaporating off the solvent, care being taken not to melt the hydrocarbon. In this way a more intimate mixture is ensured between the particles of the components, and the explosive, thus prepared, can be fired by a smaller detonator, viz., by 0.54 grms. of fulminate. Favier's explosive also contains mono-nitro-naphthalene (8.5 parts), together with 91.5 parts of nitrate of ammonia. This explosive is made in England by the Miners' Safety Explosive Company. Roburite sometimes contains chloro-nitro-naphthalene. Romit consists of 100 parts ammonium nitrate and 7 parts potassium chlorate mixed with a solution of 1 part nitro-naphthalene and 2 parts rectified paraffin oil.

Ammonite.—The explosive known as ammonite consists of a mixture of ammonium nitrate, paraffin-wax, resin, and di-nitro-naphthalene. It is manufactured in England at Stanford-le-Hope. The nitrate is dried by

steam, powdered whilst hot, and mixed with di-nitro-naphthalene; granulated, sifted, and compressed into hollow cylinders, which are afterwards filled with the same composition in a loose state. The whole is then dipped in melted paraffin.

Sprengel's Explosives.—This is a large class of explosives. The essential principle of them all is the admixture of an oxidising with a combustible agent at the time of, or just before, being required for use, the constituents of the mixture being very often non-explosive bodies. This type of explosive is due to Dr Herman Sprengel, F.R.S. Following up the idea that an explosion is a sudden combustion, he submitted a variety of mixtures of oxidising and combustible agents to the violent shock of a detonator of fulminate. These mixtures were made in such proportions that the mutual oxidation and deoxidation should be theoretically complete. Among them are the following:—

1. One chemical equivalent of nitro-benzene to 5 equivalents of nitric acid.

2. Five equivalents of picric acid to 13 equivalents of nitric acid.

3. Eighty-seven equivalents of nitro-naphthalene to 413 equivalents of nitric acid.

4. Porous cakes, or lumps of chlorate of potash, exploded violently with bisulphide of carbon, nitro-benzol, carbonic acid, sulphur, benzene, and mixtures of these substances.

No. 1 covers the explosive known as *Hellhoffite*, and No. 2 is really oxonite, and No. 4 resembles rack-a-rock, an explosive invented by Mr S. R. Divine, and consisting of a mixture of chlorate of potash and nitro-benzol. Roburite, bellite, and securite should perhaps be regarded

as belonging to the Sprengel class of explosives, otherwise this class is not manufactured or used in England. The principal members are known as *Hellhoffite*, consisting of a mixture of nitro-petroleum or nitro-tar oils and nitric acid, or of meta-di-nitro-benzol and nitric acid; *Oxonite*, consisting of picric and nitric acids; and *Pan-clastite*, a name given to various mixtures, proposed by M. Turpin, such as liquid nitric peroxide, with bisulphide of carbon, benzol, petroleum, ether, or mineral oils.

Picric Acid, Tri-nitro-Phenol, or Carbazotic Acid.—

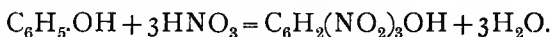
Picric acid, or a tri-nitro-phenol ($C_6H_2(NO_2)_3OH$) [2:4:6], is produced by the action of nitric acid on many organic substances, such as phenol, indigo, wool, aniline, resins, &c. At one time a yellow gum from Botany Bay (*Xanthorrhæa hastilis*) was chiefly used. One part of phenol (carbolic acid), C_6H_5OH , is added to 3 parts of strong fuming nitric acid, slightly warmed, and when the violence of the reaction has subsided, boiled till nitrous fumes are no longer evolved. The resinous mass thus produced is boiled with water, the resulting picric acid is converted into a sodium salt by a solution of sodium carbonate, which throws down sodium picrate in crystals.

Phenol-sulphuric acid is now, however, more generally used, and the apparatus employed for producing it closely resembles that used in making nitro-benzol. It can also be obtained by the action of nitric acid on ortho-nitro-phenol, para-nitro-phenol, and di-nitro-phenol (2:4 and 2:6), but not from meta-nitro-phenol, a fact which indicates its constitution.*

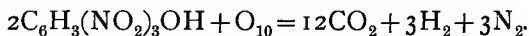
Picric acid crystallises in yellow shining prisms or laminæ having an intensely bitter taste, and is poisonous.

* Carey Lea, *Amer. Jour. Sci.* (ii.), xxxii. 180.

It melts at 122.5° C., sublimes when cautiously heated, dissolves sparingly in cold water, more easily in hot water, still more in alcohol. It stains the skin an intense yellow colour, and is used as a dye for wool and silk. It is a strong acid, forming well-crystallised yellow salts, which detonate violently when heated, some of them also by percussion. The potassium salt, $C_6H_2(NO_2)_3OK$, crystallises in long needles very slightly soluble in water. The sodium, ammonium, and barium salts are, however, easily soluble in water. Picric acid, when heated, burns with a luminous and smoky flame, and may be burnt away in large quantity without explosion; but the mere contact of certain metallic oxides, with picric acid, in the presence of heat, develops powerful explosives, which are capable of acting as detonators to an indefinite amount of the acid, wet or dry, which is within reach of their detonative influence. The formula of picric acid is $(C_6H_2 \left\{ \begin{array}{l} (NO_2)_3 \\ OH. \end{array} \right.)$ which shows its formation from phenol ($C_6H_5O.H.$), three hydrogen atoms being displaced by the NO_2 group. The equation of its formation from phenol is as follows:—



According to Berthelot, its heat of formation from its elements equals 49.1 calories, and its heat of total combustion by free oxygen is equal to +618.4 cal. It hardly contains more than half the oxygen necessary for its complete combustion.



The percentage composition of picric acid is—Nitrogen, 18.34; oxygen, 49.22; hydrogen, 1.00; and carbon, 31.44, equal to 60.26 per cent. of NO_2 . The products of decomposition are carbonic acid, carbonic oxide, carbon,

hydrogen, and nitrogen, and the heat liberated, according to Berthelot, would be 130.6 cal., or 570 cal. per kilogramme. The reduced volume of the gases would be 190 litres per equivalent, or 829 litres per kilogramme. To obtain a total combustion of picric acid it is necessary to mix with it an oxidising agent, such as a nitrate, chlorate, &c. It has been proposed to mix picric acid (10 parts) with sodium nitrate (10 parts) and potassium bichromate (8.3 parts). These proportions would furnish a third of oxygen in excess of the necessary proportion.

Picric acid was not considered to be an explosive, properly so called, for a long time after its discovery, but the disastrous accident which occurred at Manchester (*vide* Gov. Rep. No. LXXXI., by Colonel (now Sir V. D.) Majendie, C.B.), and some experiments made by Dr Duprè and Colonel Majendie to ascertain the cause of the accident, conclusively proved that this view was wrong. The experiments of Berthelot (*Bull. de la Soc. Chim. de Paris*, xlix., p. 456) on the explosive decomposition of picric acid are also deserving of attention in this connection. If a small quantity of picric acid be heated in a moderate fire, in a crucible, or even in an open test tube, it will melt (at 120° C. commercial acid), then give off vapours which catch fire upon contact with air, and burn with a sooty flame, without exploding. If the burning liquid be poured out upon a cold slab, it will soon go out. A small quantity carefully heated in a tube, closed at one end, can even be completely volatilised without apparent decomposition. It is thus obvious that picric acid is much less explosive than the nitric ethers, such as nitro-glycerol and nitro-cellulose, and very considerably less explosive than the nitrogen compounds and fulminates.

It would, however, be quite erroneous to assume that

picric acid cannot explode when simply heated. On the contrary, Berthelot has proved that this is not the case. If a glass tube be heated to redness, and a minute quantity of picric acid crystals be then thrown in, it will explode with a curious characteristic noise. If the quantity be increased so that the temperature of the tube is materially reduced, no explosion will take place at once, but the substance will volatilise and then explode, though with much less violence than before, in the upper part of the tube. Finally, if the amount of picric acid be still further increased under these conditions, it will undergo partial decomposition and volatilise, but will not even deflagrate. Nitro-benzene, di-nitro-benzene, and mono-, di-, and tri-nitro-naphthalenes behave similarly.

The manner in which picric acid will decompose is thus dependent upon the initial temperature of the decomposition, and if the surrounding material absorb heat as fast as it is produced by the decomposition, there will be no explosion and no deflagration. If, however, the absorption is not sufficient to prevent deflagration, this may so increase the temperature of the surrounding materials that the deflagration will then end in explosion. Thus, if an explosion were started in an isolated spot, it would extend throughout the mass, and give rise to a general explosion.

In the manufacture of picric acid the first obvious and most necessary precaution is to isolate the substance from other chemicals with which it might accidentally come into contact. If pure materials only are used, the manufacture presents no danger. The finished material, however, must be carefully kept from contact with nitrates, chlorates, or oxides. If only a little bit of lime or plaster become accidentally mixed with it, it may become highly dangerous. A local explosion may occur which might have the

effect of causing the explosion of the whole mass. Picric acid can be fired by a detonator, and M. Turpin patented the use of picric acid, unmixed with any other substance, in 1885.

It is chiefly due to French chemists (and to Dr Sprengel) that picric acid has come to the front as an explosive. Melinite, a substance used by the French Government for filling shells, was due to M. Turpin, and is supposed to be little else than picric acid. Sir F. A. Abel has also proposed to use picric acid, mixed with nitrate of potash (3 parts) and picrate of ammonia (2 parts) as a filling for shells. This substance requires a violent blow and strong confinement to explode it. I am not aware, however, that it has ever been officially adopted in this country. Messrs Désignolles and Brugère have introduced military powders, consisting of mixtures of potassium and ammonium picrates with nitrate of potassium. M. Désignolles introduced three kinds of picrate powders, composed as follows :—

	For Torpedoes and Shells.	For Guns.		For Small Arms.
		Ordinary.	Heavy.	
Picrate of Potash	55-50	16.4- 9.6	9	28.6-22.9
Saltpetre	45-50	74.4-79.7	80	65.0-69.4
Charcoal	—	9.2-10.7	11	6.4- 7.7

They were made much like ordinary gunpowder, 6 to 14 per cent. of moisture being added when being milled. The advantages claimed over gunpowder are greater strength, and consequently greater ballistic or disruptive effect, comparative absence of smoke, and freedom from injurious action on the bores of guns, owing to the absence

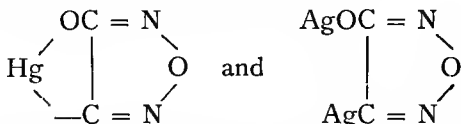
of sulphur. Brugère's powder is composed of ammonium picrate and nitre, the proportions being 54 per cent. picrate of ammonia and 46 per cent. potassic nitrate. It is stable, safe to manufacture and handle, but expensive. It gives good results in the Chassepôt rifle, very little smoke, and its residue is small, and consists of carbonate of potash. It is stated that 2.6 grms. used in a rifle gave an effect equal to 5.5 grms. of ordinary gunpowder.

Turpin has patented various mixtures of picric acid, with gum-arabic, oils, fats, collodion jelly, &c. When the last-named substance is diluted in the proportion of from 3 to 5 per cent. in a mixture of ether and alcohol, he states that the blocks of picric acid moulded with it will explode in a closed chamber with a priming of from 1 to 3 grammes of fulminate. He also casts picric acid into projectiles, the cast acid having a density of about 1.6. In this state it resists the shock produced by the firing of a cannon, when contained in a projectile, having an initial velocity of 600 metres. It is made in the following way:—The acid is fused in a vessel provided with a false bottom, heated to 130° to 145° C. by a current of steam under pressure, or simply by the circulation under the false bottom of a liquid, such as oil, chloride of zinc, glycerine, &c., heated to the same temperature. The melted picric acid is run into moulds of a form corresponding to that of the blocks required, or it may be run into projectiles, which should be heated to a temperature of about 100° C., in order to prevent too rapid solidification.

When cresylic acid is acted upon by nitric acid it produces a series of nitro compounds very similar to those formed by nitric acids on phenol, such as sodium di-nitro-cresylate, known in the arts as victoria yellow.

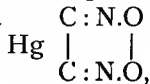
Naphthol, a phenol-like body obtained from naphthalene, under the same conditions, produces sodium di-nitro-naphthalic acid $C_{10}H_6(NO_2)_2O$. The explosive known as "roburite" contains chloro-nitro-naphthalene, and romit, a Swedish explosive, nitro-naphthalene.

The Fulminates.—The fulminates are salts of fulminic acid, $C_2N_2O_2H_2$. Their constitution is not very well understood. Dr E. Divers, F.R.S., and Mr Kawakita (*Chem. Soc. Jour.*, 1884, pp. 13-19), give the formulæ of mercury and silver fulminates as

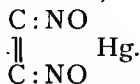


whereas Dr H. E. Armstrong, F.R.S., would prefer to write the formula of fulminic acid $ON.C.OH$

and A. F. Holleman (*Berichte*, v. xxvi., p. 1403), assigns to mercury fulminate the formula



and R. Schol (*Ber.*, v. xxiii., p. 3505),



They are very generally regarded as iso-nitroso compounds.

The principal compound of fulminic acid is the mercury salt commonly known as fulminating mercury. It is prepared by dissolving mercury in nitric acid, and then adding alcohol to the solution, 1 part of mercury and 12 parts of nitric acid of specific gravity 1.36, and $5\frac{1}{2}$ parts of 90 per cent. alcohol, being used. As soon as the mixture is in violent reaction, 6 parts more of alcohol

are added slowly to moderate the action. At first the mixture blackens from the separation of mercury, but this soon vanishes, and is succeeded by crystalline flocks of mercury fulminate, which fall to the bottom of the vessel. During the reaction, large quantities of volatile oxidation products of alcohol, such as aldehyde, ethylic nitrate, &c., are evolved from the boiling liquid, whilst others, such as glycollic acid, remain in solution. The mercury fulminate is then crystallised from hot water. It forms white silky, delicate needles, which are with difficulty soluble in cold water. In the dry state it is extremely explosive, detonating on heating, or by friction or percussion, as also on contact with concentrated sulphuric acid.

On adding copper or zinc to a hot saturated solution of the salt, fulminate of copper or zinc is formed. The copper salt forms highly explosive green crystals. There is also a double fulminate of copper and ammonia, and of copper and potassium. Silver fulminate, $C_2N_2O_2Ag_2$, is prepared in a similar manner to the mercury salt. It separates in fine white needles, which dissolve in 36 parts of boiling water, and are with difficulty soluble in cold water. At above $100^\circ C.$, or on the weakest blow, it explodes with fearful violence. Even when covered with water it is more sensitive than the mercury salt. It forms a very sensitive double salt with ammonia and several other metals. With hydrogen it forms the acid fulminate of silver. It is used in crackers and bon-bons, and other toy fireworks, in minute quantities. Gay Lussac found it to be composed as follows:—Carbon, 7.92 per cent. ; nitrogen, 9.24 per cent. ; silver, 72.19 per cent. ; oxygen, 10.65 per cent. ; and he assigned to it the formula, $C_2N_2Ag_2O_2$. Laurent and Gerhardt give it the formula, $C_2N(NO_2)Ag_2$, and thus suppose it to contain nitryl, NO_2 .

On adding potassium chloride to a boiling solution of argentic fulminate, as long as a precipitate of argentic chloride forms, there is obtained on evaporation brilliant white plates, of a very explosive nature, of potassic argentic fulminate, $C(NO_2)KAg.CN$, from whose aqueous solution nitric acid precipitates a white powder of hydric argentic fulminate, $C(NO_2)HAg.CN$. All attempts to prepare fulminic acid, or nitro-aceto-nitrile, $C(NO_2)H_2CN$, from the fulminates have failed. There is a fulminate of gold, which is a violently explosive buff precipitate, formed when ammonia is added to ter-chloride of gold, and fulminate of platinum, a black precipitate formed by the addition of ammonia to a solution of oxide platinum, in dilute sulphuric acid.

Fulminating silver is a compound obtained by the action of ammonia on oxide of silver. It is a very violent explosive. Pure mercury fulminate may be kept an indefinite length of time. Water does not affect it. It explodes at $187^\circ C.$, and on contact with an ignited body. It is very sensitive to shock and friction, even that of wood upon wood. It is used for discharging bullets in saloon rifles. Its inflammation is so sudden that it scatters black powder on which it is placed without igniting it, but it is sufficient to place it in an envelope, however weak, for ignition to take place, and the more resisting the envelope the more violent is the shock, a circumstance that plays an important part in caps and detonators. The presence of 30 per cent. of water prevents decomposition, 10 per cent. prevents explosion. This is, however, only true for small quantities, and does not apply to silver fulminate, which explodes under water by friction. Moist fulminates slowly decompose on contact with the oxidisable metals. The (reduced) volume of gases obtained from 1 kilo. is, according to

Berthelot, 235.6 litres. The equation of its decomposition is $C_2HgN_2O_2 = 2CO + N_2 + Hg$.

Fulminate of mercury is manufactured upon the large scale by two methods. One of these, commonly known as the German method, is conducted as follows:—One part of mercury is dissolved in 12 parts of nitric acid of a specific gravity of 1.375, and to this solution 16.5 parts of absolute alcohol are added by degrees, and heat is then slowly applied to the mixture until the dense fumes first formed have disappeared, and when the action has become more violent some more alcohol is added, equal in volume to that which has already been added. This is added very gradually. The product obtained, which is mercury fulminate, is 112 per cent. of the mercury employed. Another method is to dissolve 10 parts of mercury in 100 parts of nitric acid of a gravity of 1.4, and when the solution has reached a temperature of $54^\circ C.$, to pour it slowly through a glass funnel into 83 parts of alcohol. When the effervescence ceases, it is filtered through paper filters, washed, and dried over hot water, at a temperature not exceeding $100^\circ C.$ The fulminate is then carefully packed in paper boxes, or in corked bottles. The product obtained by this process is 130 per cent. of the mercury taken. This process is the safest, and at the same time the cheapest. Fulminate should be kept, if possible, in a damp state. Commercial fulminate is often adulterated with chlorate of potash.

Detonators, or caps, are metallic capsules, usually of copper, and resemble very long percussion caps. The explosive is pure fulminate of mercury, or a mixture of that substance, with nitrate or chlorate of potash, gunpowder, or sulphur. The following is a common cap mixture:—100 parts of fulminate of mercury and 50 parts

of potassium nitrate, or 100 parts of fulminate and 60 parts of meal powder. Silver fulminate is also sometimes used in caps. There are eight sizes made, which vary in dimensions and in amount of explosive contained. They are further distinguished as singles, doubles, trebles, &c., according to their number. Colonel Cundill, R.A. ("Dict. of Explosives"), gives the following list:—

No. 1	contains	300	grms.	of	explosive	per	1000.
" 2	"	400	"	"	"	"	"
" 3	"	540	"	"	"	"	"
" 4	"	650	"	"	"	"	"
" 5	"	800	"	"	"	"	"
" 6	"	1,000	"	"	"	"	"
" 7	"	1,500	"	"	"	"	"
" 8	"	2,000	"	"	"	"	"

Trebles are generally used for ordinary dynamite, 5, 6, or 7 for gun-cotton, blasting gelatine, roburite, &c.

In the British service percussion caps, fuses, &c., are formed of 6 parts by weight of fulminate of mercury, 6 of chlorate of potash, and 4 of sulphide of antimony; time fuses of 4 parts of fulminate, 6 of potassium chlorate, 4 of sulphide of antimony, the mixture being damped with a varnish consisting of 645 grains of shellac dissolved in a pint of methylated spirit. Abel's fuse (No. 1) consists of a mixture of sulphide of copper, phosphide of copper, chlorate of potash, and No. 2 of a mixture of gun-cotton and gunpowder. They are detonated by means of a platinum wire heated to redness by means of an electric current. Bain's fuse mixture is a mixture of subphosphide of copper, sulphide of antimony, and chlorate of potash.

In the manufacture of percussion caps and detonators the copper blanks are cut from copper strips and stamped to the required shape. The blanks are then placed in a gun-metal plate, with the concave side uppermost—a

tool composed of a plate of gun-metal, in which are inserted a number of copper points, each of the same length, and so spaced apart as to exactly fit each point into a cap when inverted over a plate containing the blanks. The points are dipped into a vessel containing the cap composition, which has been previously moistened with methylated spirit. It is then removed and placed over the blanks, and a slight blow serves to deposit a small portion of the cap mixture into each cap. A similar tool is then dipped into shellac varnish, removed and placed over the caps, when a drop of varnish from each of the copper points falls into the caps, which are then allowed to dry. This is a very safe and efficacious method of working.

At the works of the Cotton-Powder Company Limited, at Faversham, the fulminate is mixed wet with a very finely ground mixture of gun-cotton and chlorate of potash, in about the proportions of 6 parts fulminate, 1 part gun-cotton, and 1 part chlorate. The water in which the fulminate is usually stored is first drained off, and replaced by displacement by a mixture of ether and alcohol. While the fulminate is moist with ether, the gun-cotton and chlorate mixture is added, and well mixed with it. This mixture is then distributed in the detonators standing in a frame, and each detonator is put separately into a machine for the purpose of pressing the paste into the detonator shell.

At the eleventh annual meeting of the representatives of the Bavarian chemical industries at Regensburg, attention was drawn to the unhealthy nature of the process of charging percussion caps. Numerous miniature explosions occur, and the air becomes laden with mercurial vapours, which exercise a deleterious influence upon the health of the operatives. There is equally

just cause for apprehension in respect to the poisonous gases which are evolved during the solution of mercury in nitric acid, and especially during the subsequent treatment with alcohol. Many methods have been proposed for dealing with the waste products arising during the manufacture and manipulation of fulminate of mercury, but according to Kæmmerer, only one of comparatively recent introduction appears to be at all satisfactory. It is based upon the fact that mercuric fulminate, when heated with a large volume of water under high pressure, splits up into metallic mercury and non-explosive mercurial compounds of unknown composition.

In mixing the various ingredients with mercury fulminate to form cap mixtures, they should not be too dry; in fact, they are generally more or less wet, and mixed in small quantities at a time, in a special house, the floors of which are covered with carpet, and the tables with felt. Felt shoes are also worn by the workpeople employed. All the tools and apparatus used must be kept very clean; for granulating, hair sieves are used, and the granulated mixture is afterwards dried on light frames, with canvas trays, the bottoms of which are covered with thin paper, and the frames fitted with indiarubber cushions, to reduce any jars they may receive. The windows of the building should be painted white to keep out the rays of the sun.

Mr H. Maxim, of New York, has lately patented a composition for detonators for use with high explosives, which can also be thrown from ordnance in considerable quantities with safety. The composition is prepared as follows:—Nitro-glycerine is thickened with pyroxyline to the consistency of raw rubber. This is done by employing about 75 to 85 per cent. of nitro-glycerine, and 15 to 25 per cent. of pyroxyline, according to the stiff-

ness or elasticity of the compound desired. Some solvent that dissolves the nitro-cotton is also used. The product thus formed is a kind of blasting gelatine, and should be in a pasty condition, in order that it may be mixed with fulminate of mercury. The solvent used is acetone, and the quantity of fulminate is between 75 to 85 per cent. of the entire compound. If desired, the compound can be made less sensitive to shocks by giving it a spongy consistency by agitating it with air while it is still in a syrupy condition. The nitro-glycerine, especially in this latter case, may be omitted. In some cases, when it is desirable to add a deterring medium, nitro-benzene or some suitable gum is added.

The method of preparing a blasting charge is as follows:—A piece of Bickford fuse of the required length is cut clean and inserted into a detonator until it reaches the fulminate. The upper portion of the detonator is then squeezed round the fuse with a pair of nippers. The object of this is not only to secure that the full power of the detonator may be developed, but also to fix the fuse in the cap (Fig. 24). When the detonator, &c., is to be used under water, or in a damp situation, grease or tallow should be placed round the junction of the cap with the fuse, in order to make a water-tight joint. A cartridge is then opened and a hole made in its upper end, and the detonator pushed in nearly up to the top. Gun-cotton or tonite cartridges generally have a hole already made in the end of the charge. Small charges of dry gun-cotton,

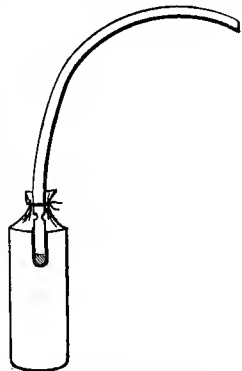


FIG. 24.—METHOD OF PREPARING THE CHARGE.

known as primers, are generally used to explode wet gun-cotton. The detonators (which are often fired by electrical means) are placed inside these primers (Fig. 25).

One of the forms of electric exploders used is shown in Fig. 26. This apparatus is made by Messrs John



FIG. 25.—PRIMER.

Davis & Son, and is simply a small hand dynamo, capable of producing a current of electricity of high tension. This firm are also makers of various forms of low tension exploders. A charge having been prepared, as in Fig. 24, insert into the bore-hole one or more cartridges as judged necessary, and squeeze each one down separately with

a *wooden* rammer, so as to leave no space round the charge, and above this insert the cartridge containing the fuse and detonator. Now fill up the rest of the




FIG. 26.—ELECTRIC EXPLODER.

bore-hole with sand, gravel, water, or other tamping. With gelatine dynamites a firm tamping may be used, but with ordinary dynamite loose sand is better. The charge is now ready for firing.

CHAPTER VI.

SMOKELESS POWDERS.

Smokeless Powder in General — Cordite — Ballistite — Schultze's E.C. Powder — J.B. Powder — Indurite — Vielle Poudre — Rifleite — Cannonite — Walsrode — Coopaal Powders — Amberite — Troisdorf — Maximite — Picric Acid Powders, &c. &c.

THE progress made in recent years in the manufacture of smokeless powders has been very great. With a few exceptions, nearly all these powders are nitro compounds, and chiefly consist of some form of nitro-cellulose, either in the form of nitro-cotton or nitro-lignine; or else contain, in addition to the above, nitro-glycerine, with very often some such substance as camphor, which is used to reduce the sensitiveness of the explosive. Other nitro bodies that are used, or have been proposed, are nitro-starch, nitro-jute, nitrated paper, nitro-benzene, di-nitro-benzene, mixed with a large number of other chemical substances, such as nitrates, chlorates, &c. And lastly, there are the picrate powders, consisting of picric acid, either alone or mixed with other substances.

The various smokeless powders may be roughly divided into military and sporting powders. But this classification is very rough; because although some of the better known purely military powders are not suited for use in sporting guns, nearly all the manufacturers of sporting powders also manufacture a special variety of their particular explosive, fitted for use in modern rifles

or machine guns, and occasionally, it is claimed, for big guns also.

Of the purely military powders, the best known are cordite, ballistite, and melinite, the French B.N. powder, the German smokeless (which contains nitro-glycerine and nitro-cotton); and among the general powders, two varieties of which are manufactured either for rifles or sporting guns, Schultze's, the E.C. powders, rifleite, S.R. and S.V., Walsrode powder, cannonite, Coopaal powder, amberite, &c. &c.

Cordite, the smokeless powder adopted by the British Government, consists of 37 per cent. of gun-cotton, 58 per cent. of nitro-glycerine, and 5 per cent. of vaseline. Its manufacture has already been given (page 64), and a paper will be found upon its manufacture, by Lieut.-Col. Barker, R.A., in the *Jour. Royal Artillery Institution*, Jan. 1893. Cordite has developed a muzzle velocity of 2,400 foot secs. in a 6-inch gun; and in the 4.7-inch gun, with a cordite charge of 5½ lbs., it gave results equal to a charge of 12 lbs. of black powder. Its pressure in a rifle barrel is said to be 14 tons per square inch, 2 grms. of cordite being used. Colonel Barker, R.A., says that the effect of heat upon cordite does not disturb its shooting qualities more than it does those of black powder. The following table shows its relation to black powder:—

Description of Gun.	Bore.	Weight of Projectile.	Black Powder.		Cordite.	
			Charge.	Muzzle Velocity.	Charge.	Muzzle Velocity.
14 Pr.	3 inch	14 lbs.	lbs. oz. 7 2	Foot Secs. 2,100	lbs. oz. 2 12	Foot Secs. 2,455
3 "	1.85 "	3.3 "	1 8	1,920	0 12	2,284

The rate at which cordite explodes depends in a measure upon the diameter of the cords, and the pressure developed upon its mechanical state. The sizes of cordite used are given by Colonel Barker as follows:—

For the .303 rifle	.0375 inch diameter.
„ 12 Pr. B.L. gun	.05 „
„ „ „	.075 „
„ 4.7-inch Q.F. gun	.100 „
„ 6-inch Q.F. gun	.300 „
„ heavy guns	.40 to .50 „

For rifles the cordite is used in bundles of sixty strands, in field-guns in lengths of 11 inches, and the thicker cordite is cut up into 14-inch lengths. When used in torpedo tubes it gives a velocity of 50 feet per sec., and a pressure of 35 lbs. in the tube. The cordite is burned in a chamber forming the door of the tube. Speaking of the effect that cordite has upon the guns in which it is used, Colonel Barker (R.A. Inst.) said that they had at Waltham Abbey a 4.7-inch Q.F. gun that had fired 40 rounds of black powder and 249 rounds of cordite, and was still in excellent condition and showed very little sign of action, and also a 12-lb. B.L. gun that had been much used and was in nowise injured.

In some experiments made by Captain Sir A. Noble,* a charge of 5 lbs. 10 oz. of cordite of 0.2 inch diameter was fired. The mean chamber crusher gauge pressure was 13.3 tons per square inch (maximum 13.6, minimum 12.9), or a mean of 2,027 atmospheres (max. 2,070, min. 1,970). The muzzle velocity was 2,146 foot seconds, and the muzzle energy 1,437 foot tons. A gramme of cordite generated 700 c.c. of permanent gases at 0° C. and 760 mm. pressure. The quantity of heat developed was 1,260 gramme units. In the case of cordite, as also with

* *Proc. Roy. Soc.*, vol. lii., No. 315.

ballistite, a considerable quantity of aqueous vapour has to be added to the permanent gases formed. A similar trial, in which 12 lbs. of ordinary pebble powder was used, gave a pressure of 15.9 tons per square inch, or a mean of 2,424 atmospheres. It gave a 45-lb. projectile a mean muzzle velocity of 1,839 foot seconds, thus developing a muzzle energy of 1,055 foot tons. A gramme of this powder at 0° C. and 760 mm. generates 280 c.c. of permanent gases, and develops 720 grm. units of heat.

In a series of experiments conducted by the War Office Chemical Committee on Explosives in 1891, it was conclusively shown that considerable quantities of cordite may be burnt away without explosion. A number of wooden cases, containing 500 to 600 lbs. each of cordite, were placed upon a large bonfire of wood, and burned for over a quarter of an hour without explosion. At Woolwich in 1892 a brown paper packet containing ten cordite cartridges was fired into with a rifle (.303) loaded with cordite, without the explosion of a single one of them, which shows its insensibility to shock.

With respect to the action of cordite upon guns, Sir A. Noble points out that the erosion caused is of a totally different kind to that of black powder. The surface of the barrel in the case of cordite appears to be washed away smoothly by the gases, and not pitted and eaten into as with black powder. The erosion also extends over a shorter length of surface, and in small arms it is said to be no greater than in the case of black powder. Sir A. Noble says in this connection: "It is almost unnecessary to explain that freedom from rapid erosion is of very high importance in view of the rapid deterioration of the bores of large guns when fired with charges developing very high energies. As might perhaps be anticipated from the higher heat

of ballistite, its erosive power is slightly greater than that of cordite, while the erosive power of cordite is again slightly greater than that of brown prismatic. Amide powder, on the other hand, possesses the peculiarity of eroding very much less than any other powder with which I have experimented, its erosive power being only one-fourth of that of the other powders enumerated."

TABLE GIVING SOME OF SIR A. NOBLE'S
EXPERIMENTS.

VELOCITIES OBTAINED.				
	In a 40 Cal. Gun.	In a 50 Cal. Gun.	In a 75 Cal. Gun.	In a 100 Cal. Gun.
	Foot Secs	Foot Secs.	Foot Secs.	Foot Secs.
With cordite 0.4 in. diam.	2,794	2,940	3,166	3,286
" " 0.3 "	2,469	2,619	2,811	2,905
" ballistite 0.3 in. cubes	2,416	2,537	2,713	2,806
" French B.N. for } 6-inch guns - }	2,249	2,360	2,536	2,616
" prismatic amide	2,218	2,342	2,511	2,574
ENERGIES REPRESENTED BY ABOVE VELOCITIES.				
	Foot Tons.	Foot Tons.	Foot Tons.	Foot Tons.
Cordite 0.4 inch	5,413	5,994	6,950	7,478
Ballistite 0.3 inch cubes -	4,227	4,754	5,479	5,852
French B.N. -	4,047	4,463	5,104	5,460
Prismatic amide	3,507	3,862	4,460	4,745

And again, in speaking of his own experiments, he says: "One 4.7-inch gun has fired 1,219 rounds, and another 953, all with full charges of cordite; while a 6-inch gun has fired 588 rounds with full charges, of which 355 were cordite. In the whole of these guns, so

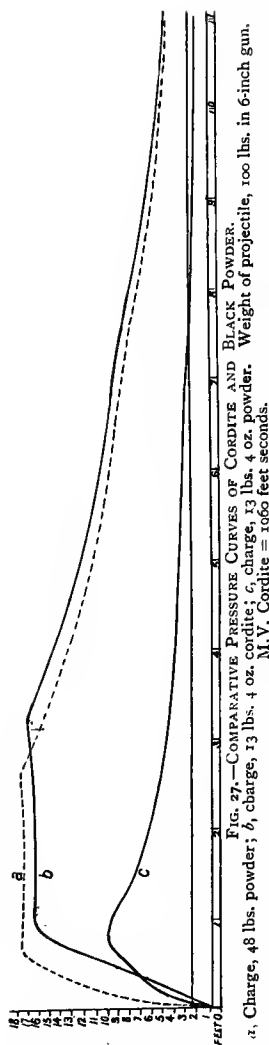


FIG. 27.—COMPARATIVE PRESSURE CURVES OF CORDITE AND BLACK POWDER.

Weight of projectile, 100 lbs. in 6-inch gun.

far as I can judge, the erosion is certainly not greater than with ordinary powder, and differs from it remarkably in appearance. With ordinary powder a gun, when much eroded, is deeply furrowed (these furrows having a great tendency to develop into cracks), and presents much the appearance in miniature of a very roughly ploughed field. With cordite, on the contrary, the surface appears to be pretty smoothly swept away, while the length of the surface eroded is considerably less."

The pressures given by cordite compared with those given by black powder in the 6-inch gun will be seen upon reference to Fig. 27, which is taken from Professor V. B. Lewes's paper, read before the Society of Arts; and due to Dr W. Anderson, F.R.S., the Director-General of Ordnance Factories.

With regard to the effect of heat upon cordite, there is some difference of opinion. Dr W. Anderson, F.R.S., says that there is no doubt that the effect of heat upon cordite is greater than upon black powder. At a temperature of 110° F. the cordite used in the 4.7-inch gun is considerably affected as regards pressure.

Colonel Barker, R.A., in reply to a question raised by Colonel Trench, R.A. (at the Royal Artillery Institution) concerning the shooting qualities of cordite heated to a temperature of 110° F., said: "Heating cordite and firing it hot undoubtedly does disturb its shooting qualities, but as far as we can see, not much more than gunpowder. I fear that we must always expect abnormal results with heated propellants, either gunpowder or cordite; and when fired hot, the increase in pressure and velocities will depend upon the heat above the normal or average temperature at which firing takes place." Colonel Barker also, in referring to experiments that had been made in foreign climates, said: "Climatic trials have been carried out all over the world, and they have so far proved eminently satisfactory. The Arctic cold of the winter in Canada, with the temperature below zero, and the tropical sun of India, have as yet failed to shake the stability of the composition, or abnormally injure its shooting qualities." Dr Anderson is of opinion that cordite should not be stored in naval magazines near to the boilers. Professor Vivian B. Lewes, in his recent Cantor Lectures before the Society of Arts, suggests that the magazines of war-ships should be water-jacketed, and maintained at a temperature that does not rise above 100° F.

Nobel's powder, known as ballistite, originally consisted of a camphorated blasting gelatine, and was made of 10 parts of camphor in 100 parts of nitro-glycerine, to which 200 parts of benzol were then added, and 50 parts of nitro-cotton (soluble) were then steeped in this mixture, which was then heated to evaporate off the benzol, and the resulting compound afterwards passed between steam-heated rollers, and formed into sheets, which were then finally cut up into small squares or other shapes as convenient. The camphor contained in this substance

was, however, found to be a disadvantage, and its use discontinued. The composition is now 50 per cent. of soluble nitro-cotton and 50 per cent. of nitro-glycerine. As nitro-glycerine will not dissolve its own weight of nitro-cotton (even the soluble variety), benzol is used as a solvent, but is afterwards removed from the finished product, just as the acetone is removed from cordite.

The colour of ballistite is a darkish brown. It burns in layers when ignited, and emits sparks. The size of the cubes into which it is cut is a 0.2-inch cube. It is also, by means of a special machine, prepared in the form of sheets, after being mixed in a wooden trough fitted with double zinc plates, and subjected to the heating process by means of hot-water pipes. It is passed between hot rollers, and rolled into sheets, which are afterwards put through a cutting machine and granulated. Sir A. Noble's experiments* with this powder gave the following results:—The charge used was 5 lbs. 8 oz., the size of the cubes being 0.2 inch. The mean crusher-gauge pressure was 14.3 tons per square inch (maximum, 2,210; minimum, 2,142), and average pressure 2,180 atmospheres. The muzzle velocity was 2,140 foot seconds, and the muzzle energy 1,429 foot tons. A gramme of ballistite generates 615 c.c. of permanent gases, and gives rise to 1,365 grm. units of heat. Ballistite is manufactured at Ardeer in Scotland, at Chilworth in Surrey, and also in Italy, under the name of filite, which is in the form of cords instead of cubes. The ballistite made in Germany contains more nitro-cellulose, and the finished powder is coated with graphite.

Turning now to the smokeless powders, in which the

* *Proc. Roy. Soc.*, vol. lii., p. 315.

chief ingredient is nitro-cellulose in some form (either gun-cotton or nitro-lignine, &c.), one of the first of these was Prentice's gun-cotton, which consisted of nitrated paper 15 parts, mixed with 85 parts of unconverted cellulose. It was rolled into a cylinder. Another was Punshon's gun-cotton powder, which consisted of gun-cotton soaked in a solution of sugar, and then mixed with a nitrate, such as sodium or potassium nitrate. Barium nitrate was afterwards used, and the material was granulated, and consisted of nitrated gun-cotton.

The explosive known as tonite, made at Faversham, was at first intended for use as a gunpowder, but is now only used for blasting. One of the earliest of the successful powders introduced into this country was Schultze's powder, the invention of Major Schultze, of the Prussian Artillery. As first introduced, it consisted of gunpowder, minus sulphur; *i.e.*, it was wood cellulose, saturated with a solution of nitrate of potash (saltpetre). The composition has now, however, become more complicated, and nitro-lignine is one of its principal constituents. The late Colonel Cundill * gives the following analysis of a sample of Schultze powder:—

	Per cent.
Soluble nitro-lignine	14.83
Insoluble „	23.36
Lignine (unconverted)	13.14
Nitrates of K and Ba	32.35
Paraffin	3.65
Matters soluble in alcohol	0.11
Moisture	2.56

Other substances that have, however, been used in its composition are starch, collodion, and paraffin. Its

* " Dictionary of Explosives."

principal constituent is nitro-lignine, obtained from wood. The wood is first sawn into sheets about $\frac{1}{15}$ inch thick, and then passed through a machine, which punches it up into grains of a uniform size, which are then deprived of the resinous substances contained in the wood by boiling in a solution of caustic soda. They are then drained, steamed, and bleached by chloride of lime. The grains are now almost pure cellulose, and are nitrated much in the same way as in the manufacture of nitro-cellulose. The nitro-cellulose or lignine thus produced is then steeped in a solution of potassium nitrate.

The wood pulp from the sulphite cellulose or soda processes of manufacture is now largely used by smokeless powder makers. There is also a wood paper made at Waldhof, of a gauze-like nature, that nitrates very well, and can be used direct when torn up into moderate sized pieces.

Schultze powder resembles the E.C. powder, but is uncoloured, being white, or nearly so. Another of the early nitro powders was the now well-known E.C. powder, invented by Mr Walter F. Reid, F.I.C., and patented by Messrs Reid and Johnson in 1882. This powder is manufactured in England at Greenhithe, in Kent, by the E.C. Powder Company, and in America by the Anglo-American E.C. Powder Company at New Jersey. The basis of this powder is a fine form of cellulose derived from good cotton, carefully purified, and freed from all foreign substances, and carefully nitrated.

The nitro-cellulose formed is, it is claimed, entirely the lower nitrates, and gun-cotton is said to be entirely absent. They are manufactured somewhat as follows:—Pure nitro-cotton, in the form of a fine powder, is rotated in a drum, sprinkled with water, and the drum rotated until the cotton has taken the form of grains. The

grains are then dried and moistened with ether-alcohol, whereby the surface is gelatinised, and afterwards coloured with aurine, which gives them an orange colour. They are then dried and put through a sieve, in order to separate the grains which may have stuck together during the gelatinising process.

The No. 2 E.C. powder contains a little camphor, and is further treated throughout the graining with ether-alcohol. A harder grain is thus produced. The stability of the E.C. powder is very satisfactory, and it is said to stand the Government heat test for a considerably longer time than is absolutely necessary. The No. 1 powder requires more compression in the cartridge than the No. 2, which is very hard and dense, and therefore each grain burns with great regularity, thereby producing a higher velocity than No. 1, without any increase of pressure in the chamber of the gun.

The E.C. powders are chiefly used in sporting guns. Great care is taken to test them as regards composition and stability. The velocity test with Boulengé's* chronograph, the penetration test with the field force gauge, trials for patterns in a 30-inch circle, and pressure trials in lead cylinders and crusher gauges are also rigorously carried out. The powder known as J.B. powder, invented by Messrs Judson and Borland, was (it is not, I believe, now manufactured) very similar to the E.C. powder. It contained camphor, and was somewhat differently treated during the process of manufacture.

Indurite is the invention of Professor C. E. Munroe,

* Invented in 1869 by Major Le Boulengé, Belgian Artillery. It is intended to record the mean velocity between any two points, and from its simplicity and accuracy, is largely employed. Other forms have been invented by Capt. Bréger, French Artillerie de la Marine, and Capt. Holden, R.A.

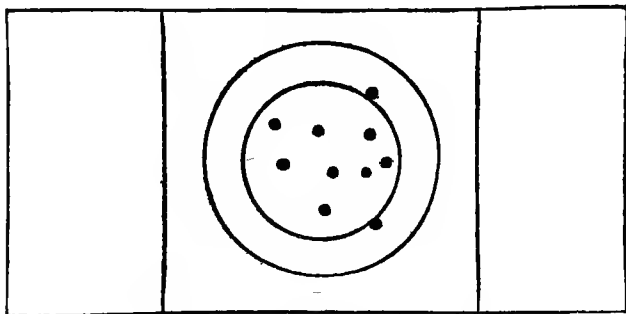
of the U.S. Naval Torpedo Station. It is made from insoluble nitro-cotton, treated in a particular manner by steam, and mixed with nitro-benzene. The *Dupont* powder is very similar to *Indurite*. M. E. Leonard, of the United States, invented a powder consisting of 75 parts of nitro-glycerine, 25 parts of gun-cotton, 5 parts of lycopodium powder, and 4 parts of urea crystals dissolved in acetone. The French smokeless powder, *Vielle poudre* (poudre B), used in the Lebel rifle, is a mixture of nitro-cellulose and tannin, mixed with barium and potassium nitrates. It gives a very feeble report, and very little bluish smoke. The Nobel Company is said to be perfecting a smokeless powder in which the chief ingredients are nitro-amido- and trinitro-benzene.

Another well-known and highly successful class of smokeless powders are those manufactured by the Smokeless Powder Company Limited, whose works are situated at Barwick, Herts. This company makes powders suited either for military or sporting purposes, the powder known as rifleite having given very excellent results in the .303 Lee-Metford and other magazine military rifles.

Rifleite is made in several qualities—.303 for sporting and military magazine rifles; .450 for Martini-Henry and for sporting, express, and military rifles, and for machine guns of same calibre; .250 for rook and rabbit rifles, and a revolver rifleite.

The company's sporting powders are well known under the names of S.S. and "Shot-Gun Rifleite," the former being used in ordinary and the latter in cone-base cases. The composition of these powders is very simple. They are nothing but nitro-lignine pure and simple. Analyses have been published in which such substances as phenyl-amido-benzene appear among the

constituents, but the late Mr J. D. Dougall, the managing director of the company, to whom (together with Mr Duff Grant) I am indebted for the various details concerning these powders, assured me that they contain nothing but nitro-cellulose in the form of nitro-lignine, the various shooting qualities being obtained by the mixture of the higher and lower nitrates of lignine, nitro-benzol merely being used as a solvent during their manufacture, in the same way as acetone is used in the making of cordite, and is afterwards entirely evaporated off from the finished product. Among the qualities and



5 5 5 5 4 5 5 5 4 5 = 48.

FIG. 28.—TARGET AT RIFLEITE COMPETITION.

advantages claimed for the powders of this company are safety in manufacture, transport, storage, and use, in all classes of firearms; regularity in strength and velocities; hardness of grain and absence of dust; no objectionable or deleterious gases; are not injurious to the metal of barrels; lessened recoil; no jar or fouling; less heating and report; high patterns, high velocity, and smokeless by day and flameless by night, and stability in all climates.

At the Bisley meeting of the National Rifle Association in 1895 a competition was shot with rifleite in the Lee-*Metford* .303 rifle at a distance of 900 yards; ten shots each; highest possible score, 50. The bull was 3 feet. The first prize was won by Private W. G. Hay, 2nd V.B. Liverpool Regiment, with a score of 48. The ammunition used was loaded with 38 grains weight of rifleite .303, with service bullet of 215 grains, complying with Government specification in weight of bullet and muzzle velocity. The target is given in Fig. 28.

The figures (No. 29) show the effect of firing a double-barrel deer-stalking rifle, .303, using rifleite, into a bag of wet silver sand at the distance of 100 yards, a test sug-



FIG. 29.—EFFECT OF BULLETS FIRED INTO A BAG OF WET SAND.

gested by the late Mr J. H. Walsh, for ascertaining the effect of the bullets upon the animal hit by them, the desired mushroom effect being obtained, as will be seen in Fig. 29.

The following tables, for which I am indebted to the late Mr J. D. Dougall, show the muzzle velocity of rifleite .303 against cordite, and S.R.* against black powder.

* We understand that the Company have now given up the manufacture of S.R. powder in favour of "Rifleite .450," which they consider superior,

TABLE OF COMPARISON BETWEEN RIFLEITE AND CORDITE
IN LEE-METFORD RIFLE.

Date.	Temperature and Dew Point.	Barometer in Inches.	Muzzle Velocity.		
			Rifleite.	Cordite.	
1892			Foot Secs.	Foot Secs.	Average of 4 shots
Nov. 22	T. 43° F. D.P. 40.5	30.20	2,018	Not shot	
Dec. 5	T. 35° F. D.P. 27	29.50	2,027	"	" 5 "
Dec. 8	T. 30° F. D.P. 27.5	30	2,008	1,902	" 5 "
Dec. 22	T. 39° F. D.P. 36	29.92	2,026	Not shot	" 5 "
1893					
Jan. 2	T. 24° F.	29.82	2,000	1,905	" 5 "
Jan. 11	T. 20° F.	—	2,016	—	" 6 "
Feb. 8	T. 44° F. D.P. 37	29.72	2,024	1,950	" 5 "
Feb. 23	T. 33° F. D.P. 33	29.45	2,012	1,983	" 5 "
May 4	T. 65° F. D.P. 59	30.22	2,011	1,983	" 5 "
June 19	T. 85° F. D.P. 58	29.92	2,060	2,013	" 5 "

In order not to interfere with the sights already on existing rifles, and which are marked to agree with the muzzle velocity obtained by ordinary black gunpowder, the smokeless S.R. was made to produce the same muzzle velocity, or at the most, not more than 1 per cent. increase, so that existing rifles can be used with the regulation ammunition charged with S.R. One ton (2,000 lbs.) of smokeless S.R. will load as many cartridges as 2 to 2½ tons of black powder. For example, 1 ton of black powder will load 164,700 Martini-Henry cartridges; whereas 1 ton of smokeless S.R. will load 360,000; or 1,000,000 Martini-

Henry cartridges loaded with smokeless S.R. will weigh 3 tons less than if loaded with black powder.

TABLE OF COMPARISON BETWEEN RIFLEITE S.R. AND BLACK POWDER (40 GRS. CHARGE) IN MARTINI-HENRY RIFLE.

Date.	Temperature and Dew Point.	Barometer in Inches.	Muzzle Velocity.	
			S.R.	Black Powder.
Jan. 2, 1893	T. 28° F.	29.00	Foot Secs.	Foot Secs.
			1,334	1,303
			1,334	1,320
			1,317	1,317
			1,327	1,317
			1,327	1,313
			Average.	Average.
1,328	1,314			
Feb. 8, "	T. 44° F. D.P. 37	29.72	1,331	1,377
			1,375	1,316
			1,348	1,324
			1,345	1,338
			1,335	1,334
			Average.	Average.
			1,346	1,324
Mar. 6, "	T. 51° F. D.P. 45	30.12	1,330	1,379
			1,352	1,338
			1,338	1,334
			1,344	1,324
			1,324	1,338
			Average.	Average.
			1,337	1,343

In other rifles, Remington U.S. Government .45, Gras, &c., the difference is still greater. The charge of S.R. to obtain the best results varies in different rifles, as much depends upon the particular cartridge used, the strength of the cap, the size of the flash-hole, the weight

of the bullet, and the nature of the rifling. Approximately it runs from 35 to 50 per cent. of the weight of black powder. The S.R. powder is much used in England for express rifles, and it is also being adopted by the Indian Government. The blasting powders made by this company are known as SB., SB.¹ for hard rock, and SB.² for softer rock.

Cannonite is another nitro-cellulose smokeless powder that is rapidly coming to the front. It is the invention of Mr H. M. Chapman, and is manufactured by the War and Sporting Smokeless Powder Syndicate Limited at their works at Trimley, in Suffolk. The specific gravity of this powder is 1.6, and in appearance it is a rather fine-grained black powder. It is claimed for it that it gives a muzzle velocity of 2,030 foot seconds, a pressure of 15 to 17 tons per square inch ; that it is non-erosive, clean burning, and waterproof, and combines accurate shooting with almost entire smokelessness. It also gives good patterns with great penetration. Having through the kindness of Mr A. C. Ponsonby been able to visit the factory where this powder is made, I am able to confirm many of these claims. When fired from the .303 M.B.L. rifle or the Martini-Henry, it was hardly possible to see the slight puff of vapour formed. The recoil in the case of the .303 and other rifles was very slight, and in a shotgun hardly to be noticed. It did not heat the gun to any great extent ; certainly less than most powders. It gives a pressure in rifles of 15 to 17 tons per square inch, and is a very stable powder (stands the heat test for over an hour).

The following results were obtained by the editor of *Arms and Explosives*, with a modified choke Woodward gun at a range of 40 yards in a series of ten rounds.

The average of 214 pellets struck the target within a circle of 30 inches. With regard to the muzzle velocity, fifteen shots fired from a rifle gave, as tested by the chronograph, an average muzzle velocity of 2,007 foot seconds. The powder is manufactured for use in rifles, shot-guns, revolvers, &c. The charge for shot-guns is 35 grains, and for rifles 37 grs., and 1 lb. (7,000 grs.) will load 200 cartridges.

The manufacture of cannonite is shortly as follows :—The gun-cotton which is the chief ingredient of this powder is first completely dried, and is then mixed with certain resinous compounds, which act as moderators, and treated with certain solvents, in order to bring the gun-cotton into a plastic condition. The plastic mass is then taken to the press-house, where it is placed in a press, and forced at great pressure through a series of small holes in a gun-metal plate. The threads vary in size according to the use for which the powder is intended. That for sporting guns is of a smaller diameter than that for use in the .303 and other rifles. The solvents which have been used for the purpose of gelatinising the gun-cotton are now evaporated off and recovered. The powder is then broken up, and passed through a pair of bronze rollers with rough surfaces, in order to reduce it to a proper state of fineness. The further treatment consists of granulation ; of sifting to get rid of dust ; and finally, glazing with graphite in revolving drums. It is then ready for loading into cartridge cases. The factory is well provided with testing apparatus, such as the chronograph, field force gauge, pressure gauges, &c. There is a 1,000 yards range, fitted with telephonic communication, and vice rest for holding a rifle, a 500 yards range, various targets, &c., also a laboratory, and is generally well laid out and conducted.

The smokeless powder known as Walsrode powder consists of absolutely pure gelatinised nitro-cellulose, grained by a chemical not a mechanical process, consequently the grains do not need facing with gelatine to prevent their breaking up, as is the case with many nitro powders. For this same reason, as well as from the method of getting rid of the solvent used, the Walsrode has no tendency whatever to absorb moisture. In fact, it can lie in water for several days, and when taken out and dried again at a moderate temperature will be found as good as before. Nor is it influenced by heat, whether dry or damp, and it can be stored for years without being in the least affected. It is claimed also that it heats the barrels of guns much less than black powder, and does not injure them.

The standard charge is 30 grains, and it is claimed that with this charge Walsrode powder will prove second to none. A large cap is necessary, as the grains of this powder are very hard, and require a large flame to properly ignite them. In loading cartridges for sporting purposes, an extra felt wad is required to compensate for the small space occupied by the charge; but for military use the powder can be left quite loose. The gas pressure of this powder is low (in several military rifles only one-half that of other nitros), and the recoil consequently small; and it is claimed that with the slight increase of the charge (from 29 to 30 grs.) both penetration and initial velocity will be largely increased, whilst the gas pressure and recoil will not be greater.

This powder was used at Bisley, at the National Rifle Association's Meeting, with satisfactory results. It is made by the Walsrode Smokeless and Waterproof Gunpowder Company. The nitro-cotton is gelatinised by means of acetic ether, and the skin produced retards burning. The nitro-cotton is mixed with acetic ether,

and when the gelatinisation has taken place, the plastic mass is forced through holes in a metal plate into strips, which are then cut up into pieces the size of grains. The M.H. Walsrode powder is a leaflet powder, light in colour, about 40 grains of which give a muzzle velocity of 1,350 feet and a pressure of 3 tons, and hardly any recoil. It is, like the other Walsrode powders, waterproof and heat-proof.

Coopaal Powder is manufactured by Messrs Coopaal & Co. at their extensive powder works in Belgium. It consists of nitro-jute or nitro-cotton, with or without nitrates, treated with a solvent to form a gelatinised mass. There are a great many varieties of this powder. One kind is in the form of little squares; another, for use in Hotchkiss guns, is formed into 3-millimetre cubes, and is black. Other varieties are coloured with aniline dyes of different colours. The Coopaal Company are also large manufacturers of black powder, cocoa, prismatic, pebble, and blasting powders.

Amberite is made by the Clyde Mills Company, of Sandbank, N.B., and consists of gun-cotton, paraffin (free from mineral acids), and shellac. The No. 2 variety is a mixture of nitro-cellulose, paraffin, vaseline, graphite, and either barium or potassium nitrate. The earlier varieties of this powder were said to contain nitro-glycerine, castor-oil, and nitrates, together with nitro-cellulose. Catechu was or is contained in this powder. It is claimed for this powder that it combines hard shooting with safety, great penetration, and moderate strain on the gun; it is hard and tough in grain, and may be loaded in the same manner as black powder, and subjected to hard friction without breaking into dust; that it is smokeless, and

leaves no residue to foul the gun. Amberite No. 2 is a rifle powder, and intended for use in the Martini-Henry, "Express," and other sporting rifles of a calibre of .400 and upwards.

Greiner's Powder consists of nitro-cellulose, nitro-benzol, graphite, and lampblack.

B.N. Powder consists of nitro-cellulose and tannin, partly gelatinised by solvents, and incorporated with either barium or potassium nitrate.

Von Foster's Powder contains nothing but pure gelatinised nitro-cellulose, together with a small quantity of carbonate of lime.

The German **Troisdorf Powder** is a mixture of gelatinised nitro-cellulose, with or without nitrates.

Maximite is the invention of Mr Hudson Maxim, and is a nitro compound, the base being gun-cotton. The exact composition and method of manufacture are, however, kept secret. It is made by the Columbia Powder Manufacturing Company of New York, and in two forms—one for use as a smokeless rifle powder, and the other for blasting purposes.

A powder recently invented by M. St Marc, a French officer, was a short time back experimented with at Elswick by Sir W. G. Armstrong & Co. The gun used was a quick-firing Hotchkiss, having a calibre of 47 millimetres, while the projectile weighed 1,800 grms. The distance from the mouth of the gun to the target was 50 metres. With a charge of 12 oz. of powder a

muzzle velocity of 657 metres per second was obtained; with a 14-oz. charge, 702 metres; and with a 16-oz. charge, 874 metres. The powder is blue in colour, and is composed of grains, the size of each grain being 10 millimetres by 4 millimetres. The inventor claims that it will keep for an indefinite period without absorbing moisture.

Normal Powder.—The Swedish powder known as “Normal” Smokeless Powder, and manufactured by the Swedish Powder Manufacturing Company, of Landskrona, Sweden, and used for some years past in the Swiss army, is made in four forms. For field guns of 8.4 calibre, it is used in the form of cylindrical grains of a yellow colour, of a diameter of .8 to .9 mm. and density of .790—about 840 grains of it go to one gun. For rifles, it is used in the form of grey squares, density .750, and 1 grm. equals about 1,014 grains. One hundred rounds of this powder, fired in eighteen minutes, raised the temperature of the gun barrel 284° F. A nitro-glycerine powder, fired under the same conditions, gave a temperature of 464° F.

This powder is said to keep well—a sample kept 3½ years gave as good results as when first made—is easy to make, very stable, ignites easily, not very sensitive to shock or friction, is very light, &c. Eight hundred rounds fired from a heavy gun produced no injury to the interior of the weapon. Samples kept for eleven months in the moist atmosphere of a cellar, when fired gave a muzzle velocity of 1,450 ft. secs. and pressure of 1,312 atmospheres, and the moisture was found to have risen from 1.2 to 1.6 per cent. After twenty-three months in the damp it contained 2 per cent. moisture, gave a muzzle velocity of 1,478 ft. secs., and pressure of 1,356 atmospheres. In a 7.5

millimetre rifle, 13.8 grm. bullet, and charge of 2 grms., it gives a muzzle velocity of 2,035 ft. secs. and a pressure of 2,200 atmospheres. In the 8.4 cm. field-gun, with charge of 600 grms., and projectile of 6.7 kilogrammes, muzzle velocity was equal to 1,640 ft. secs. and pressure 1,750. A sample of the powder for use in the .303 M. rifle, lately analysed by the author, gave the following result:—

Gun-cotton	96.21 per cent.
Soluble cotton	1.80 „
Non-nitrated cotton	trace.
Resin and other matters	1.99 „
	<hr/>
	100.00

The various forms of powder invented and manufactured by Mr C. F. Hengst are chiefly composed of nitrated straw that has been finely pulped. The straw is treated first with acids and afterwards with alkalies, and the result is a firm fibrous substance which is granulated. It is claimed that this powder is entirely smokeless and flameless, that it does not foul the gun nor heat the barrel, and is at the same time 150 per cent. stronger than black powder.

The German “Troisdorf” powder consists of nitro-cellulose that has been gelatinised together with a nitrate. Kolf’s powder is also gelatinised with nitro-cellulose. The powders invented by Mr E. J. Ryves contain nitro-glycerine, nitro-cotton, castor-oil, paper-pulp, and carbonate of magnesia. Maxim powder contains both soluble and insoluble nitro-cellulose, nitro-glycerine, and carbonate of soda. The smokeless powder made by the “Dynamite Actiengesellschaft Nobel” consists of nitro-starch 70 to 99 parts, and of di- or tri-nitro-benzene 1 to 30 parts.

An American wood powder, known as Bracket’s

Sporting Powder, consists of soluble and insoluble nitro-lignine, mixed with charred lignine, humus, and nitrate of soda. Mr F. H. A. Snyder, of New York, is the inventor of a shell powder known as the "Snyder Explosive," consisting of 94 per cent. nitro-glycerine, 6 per cent. of soluble nitro-cotton, and camphor, which is said to be safe in use. Experiments were made with it in a 6-inch rifled gun, fired at a target 220 yards away, composed of twelve 1-inch steel plates welded together, and backed with 12-inch and 14-inch oak beams, and weighing 20 tons. The shots entirely destroyed it. The charge of explosive used was 10 lbs. in each shell.

Comparative Tests of Black and Nitro Powders, from "American Field."—The results given in table below were obtained at the German Shooting Association's grounds at Coepenick, Berlin. Penetration was calculated by placing frames, each holding five cards of 1 millimetre in thickness (equals .03937 inch), and 3 inches apart, in a bee-line, at distances of 20 inches. Velocity, pattern, and penetration were taken at 40 yards from the muzzle of a 12-gauge choke-bore double-barrel gun. Gas pressure was taken by a special apparatus. All shells were loaded with $1\frac{1}{8}$ oz. of No. 3 shot, equal to 120 pellets, and the number given below represents the average number in the 30-inch pattern. The number of sheets passed through gives the average penetration. One atmosphere equals pressure equal to 1 kilogramme (2.2 lbs.) on the square centimetre, hence 1,000 atmospheres equal 2,200 lbs. on the square centimetre. The E.C., Schultze, and Walsrode powders were loaded in Eley's special shells, $2\frac{1}{2}$ inches long. The averages were taken from a large number of shots, and the same series of shots fired under precisely the same conditions.

	Gas Pressure.	Velocity.	Pattern.	Penetration.
	Atmospheres.	Metres.		Sheets.
Fine-grained black powder, standard charge - -	514.2	280	78.6=66%	19.0
Coarse-grained black powder, standard charge - -	473.4	281.4	78.2=65%	19.4
Schultze powder, 42 grains - -	921.0	290.0	64.2=54%	20.2
Schultze powder, 45 grains - -	1052.8	305.8	52.2=42%	20.6
E. C. smokeless, 42 grains - -	920.2	298.4	81.4=67%	18.8
Walsrode, 29 grains	586.4	280.6	83.0=69%	19.0

Barometer, 760 mm. Thermometer, 30° C. Hydrometer=65.
Wind, S.W.

Picric Powders.—The chief of these is Melinite, the composition of which is not known with certainty. It is believed to be melted picric acid together with other substances. Picrates are more often used than picric acid itself in powders. One of the best known is Brugère's Powder, which is a mixture of 54 parts of picrate of ammonia and 45 parts of saltpetre. It is stable and safe to manufacture. It has been used in the Chassepôt rifle with good results, gives little smoke, and a small residue only of carbonate of potash.

The next in importance is Designolle's Powder, made at Bouchon, consisting of picrate of potash, saltpetre, and charcoal. It was made in three varieties, viz., for rifles, big guns, and torpedoes and shells. These powders are made much in the same way as gunpowder. The advantages claimed for them over gunpowder are, greater strength, comparative absence of smoke, and freedom from injurious action on the bores of guns.

Emmensite is the invention of Dr Stephen Emmens, of the United States. The Emmens "crystals" are produced by treating picric acid with fuming nitric acid of specific gravity of 1.52. The acid dissolves with the evolution of red fumes. The liquid, when cooled, deposits crystals, stated to be different to picric acid, and lustrous flakes. These flakes, when heated in water, separate into two new bodies. One of these enters into solution and forms crystals unlike the first, while the other body remains undissolved. The acid crystals are used mixed with a nitrate.

Emmensite has been subjected to experiment by the direction of the U.S. Secretary for War, and found satisfactory. A sample of Emmensite, in the form of a coarse powder, was first tried in a pistol, and proved superior in propelling power to ordinary gunpowder. When tested against explosive gelatine, it did very good work in shattering iron plates. It is claimed for this explosive that it enjoys the distinction of being the only high explosive which may be used both for firearms and blasting. This view is supported by the trials made by the American War Office authorities, and shows Emmensite to be a useful explosive both for blasting and as a smokeless powder. Its explosive power, as tested, is 283 tons per square inch, and its specific gravity is 1.8.

Abel proposed to use picric acid for filling shells. His *Picric Powder* consisted of 3 parts of saltpetre and 2 of picrate of ammonia. *Victorite* consists of chlorate of potash, picric acid, and olive oil, and with occasionally some charcoal. It has the form of a coarse yellowish grey powder, and leaves an oily stain on paper, and it is very sensitive to friction and percussion. The composition is as follows:— $\text{KClO}_3 = 80$ parts; picric acid, 110 parts; saltpetre, 10 parts; charcoal, 5 parts. It is not

manufactured in England. *Tschiner's Powder* is very similar to Victorite in composition, but contains resin. A list of the chief picric powders will be found in the late Colonel J. P. Cundill, R.A.'s, "Dictionary of Explosives."

CHAPTER VII.

ANALYSIS OF EXPLOSIVES.

Kieselguhr Dynamite—Gelatine Compounds—Tonite—Cordite—Vaseline—Acetone—Allen's Scheme for Analysis of Explosives—Nitro-Cotton—Solubility Test—Non-Nitrated Cotton—Alkalinity—Ash and Inorganic Matter—Determination of Nitrogen—Lungé's, Champion and Pellet's, Schultze-Tieman, Kjeldahl's Methods—Celluloid—Picric Acids and Picrates—Resinous and Tarry Matters—Sulphuric Acid and Hydrochloric Acid—Oxalic Acid—Nitric Acid—Inorganic Impurities—General Impurities and Adulterations—Potassium Picrate and Picrates of the Alkaloids—Analysis of Glycerine—Residue, Silver Test, Nitration, Total Acid Equivalent, Neutrality—Free Fatty Acids—Combined Fatty Acids—Impurities—Oleic Acid, Sodium Chloride, &c.—Determination of Glycerine—Waste Acids—Sodium Nitrate—Mercury Fulminate.

Kieselguhr Dynamite.—The material generally consists of 75 per cent. of nitro-glycerine and 25 per cent. of the infusorial earth kieselguhr. The analysis is very simple, and may be conducted as follows:—Weigh out about 10 grms. of the substance, and place over calcium chloride in a desiccator for some six to eight days, and then reweigh. The loss of weight gives the moisture. This will generally be very small, probably never more than 1 per cent., and usually less.

Mr James O. Handy, in order to save time, proposes to dry dynamite in the following manner. He places 1 grm. of the material in a porcelain crucible 1 inch in diameter. The crucible is then supported at the

bottom of an extra wide-mouthed bottle of about 600 c.c. capacity. Air, which has been dried by bubbling through strong sulphuric acid, is now drawn over the surface of the sample for three hours by means of an ordinary aspirator. The air should pass approximately at the rate of 10 c.c. per second. The tube by which the dry air enters the bottle extends to within 1 inch of the crucible containing the dynamite. An empty safety bottle is connected with the inlet and another with the outlet of the wide-mouthed bottle. The first guards against the mechanical carrying over by the air current of sulphuric acid from the acid bottle into the sample, whilst the second prevents spasmodic outbursts of water from the exhaust from reaching the sample. The method also gave satisfactory results with nitro-glycerine. The dry substance may now be wrapped in filter paper, the whole weighed, and the nitro-glycerine extracted in the Soxhlet apparatus with ether. The ether should be distilled over at least twenty-four times.

I have found, however, that much quicker, and quite as accurate, results may be obtained by leaving the dynamite in contact with ether in a small Erlenmeyer flask for twenty-four hours—leaving it overnight is better—and decanting, and again allowing the substance to remain in contact with a little fresh ether for an hour, and finally filtering through a weighed filter, drying at 100° C., and weighing. This gives the weight of the kieselguhr. The nitro-glycerine must be obtained by difference, as it is quite useless to evaporate down the ethereal solution to obtain it, as it is itself volatile to a very considerable extent at the temperature of evaporation of the ether, and the result, therefore, will always be much too low. The dry guhr can, of course, be examined, either qualitatively or quantitatively, for other mineral

salts, such as carbonate of soda, &c. An actual analysis of dynamite No. 1 made at Hayle gave—Moisture, 0.92 per cent. ; kieselguhr, 26.15 per cent. ; and nitro-glycerine, 72.93 per cent., the last being obtained by difference.

Gelatine Compounds.—The simplest of these compounds is, of course, blasting gelatine, as it consists of nothing but nitro-cotton and nitro-glycerine, the nitro-cellulose being dissolved in the glycerine to form a clear jelly, the usual proportions being about 92 per cent. of nitro-glycerine to 8 per cent. nitro-cotton, but the cotton is found as high as 10 per cent. in some gelatines. Gelatine dynamite and gelignite are blasting gelatines, with varying proportions of wood-pulp and saltpetre (KNO_3) mixed with a thin blasting gelatine. The method of analysis is as follows :—Weigh out about 10 grms. of the substance, previously cut up into small pieces with a platinum spatula, and place over calcium chloride in a desiccator for some days. Reweigh. The loss equals moisture. This is generally very small. Or Handy's method may be used. The dried sample is then transferred to a small thistle-headed funnel which has been cut off from its stem, and the opening plugged with a little glass wool, and round the top rim of which a piece of fine platinum wire has been fastened, in order that it may afterwards be easily removed from the Soxhlet tube. The weight of this funnel and the glass wool must be accurately known. It is then transferred to the Soxhlet tube and exhausted with ether, which dissolves out the nitro-glycerine. The weighed residue must afterwards be treated in a flask with ether-alcohol to dissolve out the nitro-cotton.

But the more expeditious method, and one quite as accurate, is to transfer the dried gelatine to a conical

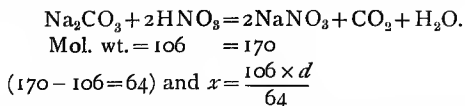
Erlenmeyer flask of about 500 c.c. capacity, and add 250 c.c. of a mixture of ether-alcohol (2 ether to 1 alcohol), and allow to stand overnight. Sometimes a further addition of ether-alcohol is necessary. It is always better to add another 100 c.c., and leave for twenty minutes or so after the solution has been filtered off. The undissolved portion, which consists of wood-pulp, potassium nitrate, and other salts, is filtered off through a linen or paper filter, dried and weighed.

Solution.—The ether-alcohol solution contains the nitro-cotton and the nitro-glycerine in solution.* To this solution add excess of chloroform (about 100 c.c. will be required), when the nitro-cellulose will be precipitated in a gelatinous form. This should be filtered off through a linen filter, and allowed to drain. It is useless to attempt to use a filter pump, as it generally causes it to set solid. The precipitated cotton should then be redissolved in ether-alcohol, and again precipitated with chloroform (20 c.c. of ether-alcohol should be used). This precaution is absolutely necessary, if the substance has been treated with ether-alcohol at first instead of with ether only, otherwise the results will be much too high, owing to the gelatinous precipitate retaining very considerable quantities of nitro-glycerine. The precipitate is then allowed to drain as completely as possible, and finally dried in the air bath at 40° C., until it is easily detached from the linen filter by the aid of a spatula, and is then transferred to a weighed watch-glass, replaced in the oven, and dried at 40° C. until constant in weight.

* If the substance has been treated with ether alone in the Soxhlet, the nitro-glycerine will of course be dissolved out first, and the ether-alcohol solution will only contain the nitro-cellulose.

The weight found, calculated upon the 10 grms. taken, gives the percentage of nitro-cellulose.

The Residue left after treating the gelatine with ether-alcohol is, in the case of blasting gelatine, very small, and will probably consist of nothing but carbonate of soda. It should be dried at 100° C. and weighed, but in the case of either gelignite or gelatine dynamite this residue should be transferred to a beaker and boiled with distilled water, and the water decanted some eight or ten times, and the residue finally transferred to a tarred filter and washed for some time with hot water. The residue left upon the filter is wood-pulp. This is dried at 100° C. until constant, and weighed. The solution and washings from the wood are evaporated down in a platinum dish, and dried at 100° C. It will consist of the potassium nitrate, and any other mineral salts, such as carbonate of soda, which should always be tested for by adding a few drops of nitric acid and a little water to the residue, and again evaporating to dryness and reweighing. From the difference in weight the soda can be calculated, sodium nitrate having been formed. Thus—



where x equals grms. of sodium carbonate in residue, and d equals the difference in weight of residue before and after treatment with nitric acid.

The nitro-glycerine is best found by difference, but if desired the solutions from the precipitation of the nitro-cellulose may be evaporated down upon the water bath at 30° to 40° C., and finally dried over CaCl_2 until no smell of ether or chloroform can be detected, and the nitro-glycerine weighed. It will, however, always be

much too low. An actual analysis of a sample of gelatine dynamite gave the following result:—

Nitro-cellulose (collodion)	3.819 per cent.
Nitro-glycerine	66.691 „
Wood-pulp	16.260 „
KNO ₃	12.890 „
Na ₂ CO ₃	Nil.
Water	0.340 „
	<hr/>
	100.000

This sample was probably intended to contain 30 per cent. of absorbing material to 70 per cent. of explosive substances. Many dynamites contain other substances than the above, such as paraffin, resin, sulphur, wood, coal-dust, charcoal, also mineral salts, such as carbonate of magnesia, chlorate of potash, &c. In these cases the above-described methods must of course be considerably modified. Paraffin, resin, and most of the sulphur will be found in the ether solution if present. The solution should be evaporated (and in this case the explosive should in the first case be treated with ether only, and not ether-alcohol), and the residue weighed, and then treated on the water bath with a solution of caustic soda. The resin goes into solution, and is separated by decantation from the residue, and precipitated by hydrochloric acid, and collected on a tarred filter (dried at 100° C.), and dried at 100° C. and weighed. The nitro-glycerine residue is treated with strong alcohol, decanted, and the residue of paraffin and sulphur washed with alcohol dried, and weighed.

To separate the paraffin from the sulphur the residue is heated with a solution of ammonium sulphide. After cooling the paraffin collects as a crust upon the surface of the liquid, and by pricking a small hole through it with a glass rod the liquid underneath can be poured off,

and the paraffin then washed with water, dried, and weighed. Sulphur is found by difference. If camphor is present, it can be extracted with bisulphide of carbon after the material has been treated with ether-alcohol. In that case the sulphur, paraffin, and resin will also be dissolved. The camphor being easily volatile, can be separated by evaporation. Let the weight of the extract, freed from ether-alcohol before treatment with bisulphide of carbon, equal A, and the weight of extract after treatment with CS_2 and evaporation of the same equal B; and weight of the residue which is left after evaporation of the CS_2 and the camphor in solution equal C, the percentage of camphor will be $A - B - C$. The residue C may contain traces of nitro-glycerine, resin, or sulphur.

Camphor may be separated from nitro-glycerine by means of CS_2 . If the solution of camphor in nitro-glycerine be shaken with CS_2 , the camphor and a little of the nitro-glycerine will dissolve. The bisulphide solution is decanted, or poured into a separating funnel and separated from the nitro-glycerine. The two solutions are then heated on the water bath to 20°C . and then to 60°C ., and afterwards in a vacuum over CaCl_2 until the CS_2 has evaporated from them. The camphor evaporates, and leaves the small quantity of nitro-glycerine which had been dissolved with it. The other portion is the nitro-glycerine, now free from CS_2 . The two are weighed and the weights added together, and equals the nitro-glycerine present. There is a loss of nitro-glycerine, it being partly evaporated along with the CS_2 . Captain Hess has shown that it is equal to about 1.25 per cent. This quantity should therefore be added to that found by analysis. Morton Liebschutz, in a paper in the *Moniteur Scientifique* for January 1893, very rightly observes that the variety of dynamites manufactured is very great, all

of them having a special composition which, good or bad, is sometimes of so complicated a nature that the determination of their elements is difficult.

The determination of nitro-glycerine in simple dynamite No. 1 is easy; but not so when the dynamite contains substances soluble in ether, such as sulphur, resin, paraffin, and naphthalene. After detailing at length the methods he employs, he concludes with the observation that the knowledge of the use of acetic acid—in which nitro-glycerine dissolves—for the determination of nitro-glycerine may be serviceable. Nitro-benzene may be detected, according to J. Marpurgo, in the following manner:—In a porcelain basin are placed two drops of liquid phenol, three drops of water, and a fragment of potash as large as a pea. The mixture is boiled, and the aqueous solution to be tested then added. On prolonged boiling nitro-benzene produces at the edge of the liquid a crimson ring, which on the addition of a solution of bleaching powder turns emerald-green. And nitro-glycerine in ether solution, by placing a few drops of the suspected solution, together with a drop or two of aniline, upon a watch-glass, evaporating off the ether, and then adding a drop of concentrated sulphuric acid to the residue, when, if nitro-glycerine is present, the H_2SO_4 will strike a crimson colour, due to the action of the aniline sulphate upon the nitric acid liberated from the nitro-glycerine.

Tonite.—The analysis of this explosive is a comparatively easy matter, and can be performed as follows:—Weigh out 10 grms., or a smaller quantity, and boil with water in a beaker, decanting the liquid four or five times, and filter. The aqueous solution will contain the nitrate of barium. Then put the residue on the filter, and wash two or three times with boiling water. Evaporate the

filtrate to dryness in a platinum dish. Dry and weigh. This equals the $\text{Ba}(\text{NO}_3)_2$. If the sample is tonite No. 3, and contains di-nitro-benzol, treat first with ether to dissolve out this substance. Filter into a dish, and evaporate off the ether, and weigh the di-nitro-benzol, and afterwards treat residue with water as before. The residue is dried and weighed, and equals the gun-cotton present. It should then be treated with a solution of ether-alcohol in a conical flask, allowed to stand some three hours, then filtered through a weighed filter paper, dried at 40°C ., and weighed. This will give the gun-cotton, and the difference between this last weight and the previous one will give the collodion-cotton. A portion of the residue containing both the gun-cotton and soluble cotton can be tested in the nitrometer, and the nitrogen determined.

Cordite.—This explosive consists of gun-cotton (with a little collodion-cotton in it as impurity), nitro-glycerine, and vaseline—the proportions being given as 58 per cent. nitro-glycerine, 37 per cent. gun-cotton, and 5 per cent. vaseline. Its analysis is performed by a modification of the method given for gelatines. Five grms. may be dissolved in ether-alcohol in a conical flask, allowed to stand all night, and then filtered through a linen filter. The residue is washed with a little ether, pressed, and dried at 40°C ., and weighed. It equals the gun-cotton. The solution contains the nitro-glycerine, soluble cotton, and vaseline. The cotton is precipitated with chloroform, filtered off, dried, and weighed. The two ether-alcohol solutions are mixed, and carefully evaporated down in a platinum dish upon the water bath at a low temperature. The residue is afterwards treated with strong 80 per cent. acetic acid, which dissolves out any nitro-glycerine left in it. The nitro-glycerine is then obtained by difference.

The Vaseline ($C_{16}H_{34}$), or petroleum jelly, used has a flash-point of 400° F. It must not contain more than 0.2 per cent. volatile matter when heated for 12 hours on the water bath, and should have a specific gravity of 0.87 at 100° F., and a melting point of 86° F. It is obtained during the distillation of petroleum, and consists mainly of the portions distilling above 200° C. It boils at about 278° C.

Acetone ($CH_3.CO.CH_3$) has a specific gravity of 0.81, boils at 56.3° C., and will mix with ether-alcohol and water. It should be used pure. About 98 per cent. should distil off between 56.2° to 56.4° C., and when treated with a 0.1 per cent. solution of potassic permanganate it should retain its rose colour for more than two minutes. It should not have more than .005 per cent. of acidity, nor contain more than 0.1 per cent. of aldehyde. E. R. Squibb gives its specific gravity at $\frac{4^{\circ}}{4}$ as .808157, at $\frac{15^{\circ}}{15}$ as 0.79662, and at $\frac{25^{\circ}}{25}$ as .786988. The presence of water in a sample of acetone may be detected by Schweitzer and Lungwitz's* method, which consists in shaking together equal volumes of acetone and petroleum ether (boiling-point, 40° to 60° C.), when if present a separation of the liquid in layers will take place.

The acetone used for the manufacture of cordite should, on distillation, give a distillate of four-fifths of its volume at 59° C. The acidity is determined thus:—50 c.c. of sample diluted with 50 c.c. water, and 2 c.c. phenol-phthalein solution (1 gm. to 1,000 c.c. alcohol) are titrated with $\frac{N}{100}$ NaOH solution (1 c.c. = .0006 gm. acetic acid).

* *Chem. Zeit.*, 1895, xix., p. 1384.

OUTLINE SCHEME FOR THE ANALYSIS OF NITRO-EXPLOSIVES.

ALFRED H. ALLEN'S "COMMERCIAL ORGANIC ANALYSIS."

Exhaust dried substance in Soxhlet or Angell's Fat Extraction Apparatus.

<p><i>Solution</i>— Divide into two parts A. and B.</p> <p>A. Allow ether to evaporate spontaneously. Dry residue in vacuo over H_2SO_4 and weigh. Equals nitro-glycerine, resin, camphor, and paraffin.</p>	<p><i>Residue</i>— Dry, weigh, and exhaust with water preferably in Soxhlet.</p> <p><i>Solution</i>— Contains metallic nitrates, chlorates, soluble carbonates, the sum of which (except $AmCO_3$) can be determined by evaporating down at $100^\circ C.$ to dryness and weighing. Nitrates can be determined by nitrometer.</p>	<p><i>Residue</i>— Dry, weigh, and agitate an aliquot part with H_2SO_4 and Hg in nitrometer. If nitro-cellulose is present, treat remainder of residue with ether-alcohol.</p> <p><i>Solution</i>— Evaporate and weigh. Residue consists of soluble nitro-cellulose.</p> <p><i>Residue</i>— Dry and weigh and determine hexa-nitro-cellulose in nitrometer, if present. Exhaust remainder with acetic ether.</p>
<p>B. Add phenol-phthalein and titrate with alcoholic potash, 1 c.c. normal $KHO = .330$ grm. <i>resin</i>, and add considerably more KHO. Evaporate, dissolve residue in water, shake with ether, and separate.</p> <p><i>Ethereal Solution</i> evaporated leaves paraffin.</p> <p><i>Aqueous Solution</i>— Add bromide, acidify with HCl, separate any resin and precipitate, filtrate with $BaCl_2 \cdot BaSO_4 \times .1373 = Sulphur$.</p>		<p><i>Solution</i>— Hexa-nitro-cellulose.</p> <p><i>Residue</i>— Dry and weigh, ignite and reweigh. Loss = <i>Cellulose</i>.</p>
		<p>Residue consists of sawdust, charcoal, coal, chalk, guhr, or mineral matter, &c.</p>

NOTE.—Camphor is found by difference. Sulphur is only partially soluble in ether. It is better, therefore, to extract some of the original substance with water, and treat residue with alcoholic KHO . Add bromide, acidify, and precipitate as $BaSO_4$.

Nitro-Cotton.—The first thing upon opening a case of wet cotton, or in receiving a sample from the "poacher," that requires to be determined is the percentage of water that it contains. It is best done by weighing out about 1,000 grms. upon a paper tray, which has been previously dried in the oven at 100° C. for some time, and become constant in weight. The trayful of cotton is then placed in a water oven, kept at 100° C., and dried as long as it loses water. The loss gives the percentage of water. It varies from 20 to 30 per cent. as a rule in what is known as wet cotton.

The Solubility Test.—The object of this test is to ascertain, in the case of gun-cotton, the percentage of soluble (penta and lower nitrates) cotton that it contains, or in the case of soluble cotton, the quantity of gun-cotton. The method of procedure is as follows:—Five grms. of the sample which has been previously dried at 100° C., and afterwards exposed to the air for two hours, is transferred to a conical flask, and 250 c.c. ether-alcohol added. The flask is then corked and allowed to digest, with repeated shaking, for two or three hours. The whole is then transferred to a linen filter, and when the solution has passed through the filter, is washed with a little ether, and pressed in a hand-screw press between folds of filter paper. The sample is then returned to the flask, and the previous treatment repeated, but it will be sufficient for it to digest for one hour the second time. The filter is then again pressed first gently by hand, then in the press, and afterwards opened up and the ether allowed to evaporate. The gun-cotton is then removed from the filter and transferred to a watch-glass, and dried in the water oven at 100° C. When it is dry it is exposed to the air for two hours and weighed. It equals the amount of gun-

cotton and unconverted cotton in the 5 grms. The unconverted cotton must be determined in a separate 5 grms. and deducted.

The method of determining the soluble cotton now used in the Government laboratories is as follows:—Fifty grains of the nitro-cotton are dissolved in 150 c.c. of ether-alcohol, and allowed to stand, with frequent shakings, in a 200 c.c. stoppered measure for six hours; 75 c.c. of the clear solution are then drawn off by the aid of a pipette and evaporated in a dish on the water bath, and finally in the water oven at 120° F. (49° C.), until constant in weight. The weight found equals the quantity of soluble cotton in the 75 c.c., which, multiplied by 4, equals the percentage, thus: Suppose that 2.30 grms. was the weight found, then $\frac{2.3 \times 150}{75} = 4.6$ in 50 = 9.20 per cent.

The Unconverted or Non-nitrated Cotton.—However well the cotton has been nitrated, it is almost certain to contain a small quantity of non-nitrated or unconverted cotton. This can be determined thus:—Five grms. of the sample are boiled with a saturated solution of sodium sulphide, and then allowed to stand for forty-eight hours, and afterwards filtered or decanted, and again boiled with fresh solutions of sulphide, and again filtered, washed first with dilute HCl and then with water, dried, and weighed. The residue is the cellulose that was not nitrated, plus ash, &c. It should be ignited, and the weight of the ash deducted from the previous weight.

Alkalinity.—Five grms. of the air-dried and very finely divided sample are taken from the centre of the slabs or discs, and digested with about 20 c.c. of $\frac{N}{2}$ hydrochloric

acid, and diluted with water to about 250 c.c., and shaken for about fifteen minutes. The liquid is then decanted, and washed with water until the washings no longer give an acid reaction. The solution, together with the washings, are titrated with $\frac{N}{4}$ sodium carbonate, using litmus as indicator.

Ash and Inorganic Matter.—This is best determined by mixing 2 or 3 grms. of the nitro-cotton in a platinum crucible with shavings of paraffin, heating sufficiently to melt the paraffin, and then allowing the contents of the crucible to catch fire and burn away quietly. The temperature is then raised, and the carbonaceous residue incinerated, cooled, weighed, &c., and the percentage of ash calculated. Schjerning proceeds in the following way:—He takes 5 grms. of the nitro-cotton in a large platinum crucible, he then moistens it with a mixture of alcohol and ether, in which paraffin has been dissolved to saturation, and filtered and mixed with one-fourth of its volume of water. Some fragments of solid paraffin are then added, and the ether set on fire. Whilst this is in progress the crucible is kept in an oblique position, and is rotated so that the gun-cotton may absorb the paraffin uniformly. The partially charred residue is now rubbed down with a rounded glass rod, and the crucible is covered and heated for from fifteen to twenty minutes over the blow-pipe, the lid being occasionally removed. The residue is soon converted into ash, which is weighed, and then washed out into a porcelain basin and treated with hydrochloric acid heated to 90° C. The oxide of iron, alumina, lime, and magnesia are thus dissolved, and the silica remains as insoluble residue. The rest of the analysis is conducted according to the well-

known methods of separation. The percentage of ash as a whole is generally all that is required.

Determination of Nitrogen by Lungé Nitrometer.

—The determination of the percentage of nitrogen in a sample of gun-cotton or collodion is perhaps of more value, and affords a better idea of its purity and composition, than any of the foregoing methods of examination, and taken in conjunction with the solubility test, it will generally give the analyst a very fair idea of the composition of his sample. If we regard gun-cotton as the hexa-nitro-cellulose, the theoretical amount of nitrogen required for the formula is 14.14 per cent., and in the same way for collodion-cotton, which consists of the lower nitrates, chiefly, however, of the penta-nitrate, the theoretical nitrogen is 12.75 per cent., so that if in a sample of nitro-cotton the nitrogen falls much lower than 14 per cent., it probably contains considerable quantities of the lower nitrates, and perhaps some non-nitrated cellulose as well $(C_6H_{10}O_5)_x$, which of course would also lower the percentage of nitrogen.

The most expeditious method of determining the nitrogen in these nitro bodies is by the use of Lungé's nitrometer (Fig. 30), and the best way of working the process is as follows:—Weigh out with the greatest care 0.6 grms. of the previously dried substance in a small weighing bottle of about 15 c.c. capacity, and carefully add 10 c.c. of concentrated sulphuric acid from a pipette, and allow to stand until all the cotton is dissolved. The nitrometer should be of a capacity 150 to 200 c.c., and should contain a bulb of 100 c.c. capacity at the top, and should be fitted with a Greiner and Friederich's three-way tap. When the nitro-cotton has entirely dissolved to a clear solution, raise the pressure tube of the nitro-

meter, so as to bring the mercury in the measuring tube close up to the tap. Open the tap in order to allow of the escape of any air bubbles, and clean the surface of the mercury and the inside of the cup with a small piece of filter paper. Now close the tap, and pour the solution

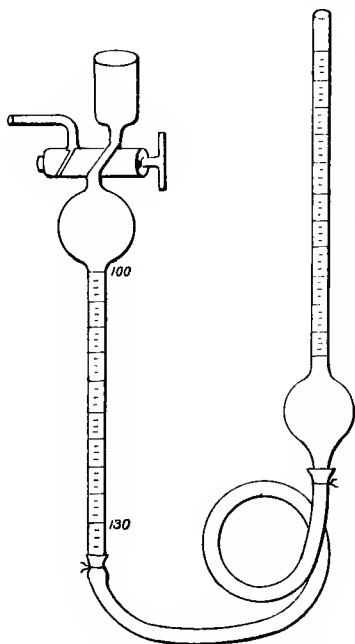


FIG. 30.—ORDINARY FORM OF LUNGE NITROMETER.

of the nitro-cotton into the cup. Rinse out the bottle with 15 c.c. of sulphuric acid, contained in a pipette, pouring a little of the acid over the stopper of the weighing bottle in case some of the solution may be on it. Now lower the pressure tube a little, just enough to cause the solution to flow into the bulb of the measuring

tube, when the tap is slightly opened. When the solution has run in almost to the end, turn off the tap, wash down the sides of the bottle, and add to the cup of the nitrometer; allow it to flow in as before, and then wash down the sides of the cup with 10 c.c. of sulphuric acid, adding little by little, and allowing each portion added to flow into the bulb of the nitrometer before adding the next portion. Great care is necessary to prevent air bubbles obtaining admission, and if the pressure tube is lowered too far, the acid will run with a rush and carry air along with it.

The solution being all in the measuring tube, the pressure tube is again slightly raised, and the tube containing the nitro-cotton solution shaken for ten minutes with considerable violence. It is then replaced in the clamp, and the pressure relieved by lowering the pressure tube, and the whole apparatus allowed to stand for twenty minutes, in order to allow the gas evolved to assume the temperature of the room. A thermometer should be hung up close to the bulb of the measuring tube. At the end of the twenty minutes, the levels of the mercury in the pressure and measuring tubes are equalised, allowing about 3 inches of the sulphuric acid to 1 inch of mercury, and the final adjustment obtained by slightly opening the tap on the measuring tube (very slightly), after first adding a little sulphuric acid to the cup, and observing whether the acid runs in or moves up. This must be done with very great care. When accurately adjusted, it should move neither way. Now read off the volume of the NO gas in cubic centimetres from the measuring tube. Read also the thermometer suspended near the bulb, and take the height of the barometer in millimetres. The calculation is very simple.

EXAMPLE—COLLODION-COTTON.

0.6* grm. taken. Reading on measuring tube = 114.6 c.c. NO.
Barometer = 750 mm. Temperature = 15° C.

Since 1 c.c. NO = 0.6272 milligramme N, and correcting for temperature and pressure by the formula

$760 \times (1 + d^2)$ ($d = .003665$), for temperature 15° = 801.78,†
then

$$\frac{114.6 \times 100 \times 750 \times .6272}{801.7 \times .6} = 11.22 \text{ per cent. nitrogen.}$$

The nitrogen in nitro-glycerine may of course be determined by the nitrometer, but in this case it is better to take a much smaller quantity of the substance. From 0.1 to 0.2 grm. is quite sufficient. This will give from 30 to 60 c.c. of gas, and therefore a measuring tube without a 100 c.c. bulb must be used.

EXAMPLE.

0.1048 grms. nitro-glycerine taken gave 32.5 c.c. NO.
Barometer, 761 mm. Temperature, 15° C.

Therefore,

$$\frac{32.5 \times 100 \times 761 \times .6272}{801.78 \times .1048} = 18.46 \text{ p. cent. N. Theory} = 18.50 \text{ p. cent.}$$

Professor Lungé has devised another form of nitrometer (Fig. 31), very useful in the nitrogen determination in explosives. It consists of a measuring tube, which is widened out in the middle to a bulb, and is graduated above and below into $\frac{1}{10}$ c.c. The capacity of the whole apparatus is 130 c.c.; that of each portion of the tube being 30 c.c., and of the bulb 70 c.c. The upper portion of the graduated tube serves to measure small volumes of gas, whilst larger volumes are read off on the lower part.

* 0.5 grm. is enough in the case of gun-cotton.

† See Table, page 229.

F. M. Horn (*Zeitschrift für angewandte Chemie*, 1892, p. 358) has devised a form of nitrometer (Fig. 32) which he has found especially useful in the examination of smokeless powders. The tap H is provided with a wide bore through which a weighed quantity of the powder is dropped bodily into the bulb K. From 4 to 5 c.c. of sulphuric acid which has been heated to 30° C. are then added through the funnel T, the tap H being



FIG. 31.

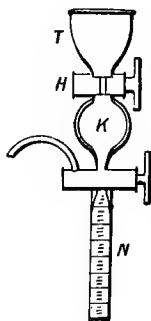


FIG. 32.

SOME NEW FORMS OF
NITROMETER.

immediately closed. When the powder has dissolved—a process which may be hastened by warming the bulb very carefully—the thick solution is drawn into the nitrometer tube N, and the bulb rinsed several times with fresh acid, after which operation the analysis is proceeded with in the usual way.

Dr Lunge's method of using a separate nitrometer in which to measure the NO gas evolved to the one in which the reaction has taken place, the gas being transferred from the one to the other by joining them by means of indiarubber tubing, and then driving the gas over by raising the pressure tube of the one containing the gas, the taps being open, I have found to be a great improvement.

1 c.c. NO gas at 0° and 760 mm.

Equals 0.6272 milligrammes (N) nitrogen.

”	1.343	”	nitric oxide.
”	2.820	”	(HNO ₃) nitric acid.
”	3.805	”	(NaNO ₃) sodium nitrate.
”	4.523	”	(KNO ₃) potassium nitrate.

Champion and Pellet's Method.—This method is now very little used. It is based upon the fact that when nitro-cellulose is boiled with ferrous chloride and hydrochloric acid, all the nitrogen is disengaged as nitric oxide (NO). It is performed as follows:—A vacuum is made in a flask, fitted with a funnel tube, with a glass stopper on the tube; a delivery tube that can also be closed, and which dips under a solution of caustic soda contained in a trough, and the end placed under a graduated tube, also full of caustic soda. From 0.12 to 0.16 grm. cotton dissolved in 5 to 6 c.c. of sulphuric acid is allowed to flow into the flask, which contains the ferrous chloride and hydrochloric acid, and in which a vacuum has been formed by boiling, and then closing the taps. The solution is then heated, the taps on the delivery tube opened, and the end placed under the collecting tube, and the NO evolved collected. The NO gas is not evolved until the solution has become somewhat concentrated. Eder substituted a solution of ferrous sulphate in HCl for ferrous chloride. Care must be taken that the flask used is strong enough to stand the pressure, or it will burst.

The same chemists (*Compt. Rendus*, lxxxiii. 707) also devised the following method for determining the NO₂ in nitro-glycerine:—A known quantity of a solution of ferrous sulphate of previously ascertained reducing power is placed in a flask, acidified with hydrochloric acid, and its surface covered with a layer of petroleum oil. About .5 grm. of the nitro-glycerine is then introduced, and the flask heated on the water bath. When the sample is completely decomposed, the liquid is heated to boiling to remove nitric oxide, and the excess of ferrous sulphate ascertained by titration with standard permanganate; 56 of iron (Fe) oxidised by the sample correspond to 23 of NO₂ in the sample of nitro-glycerine.

The Schultze-Tieman Method for determining nitrogen in nitro-explosives, especially nitro-cellulose and nitro-glycerine.—The figure (No. 33) shows the general arrangement of the apparatus. I am indebted for the following description of the method of working it to my friend, Mr William Bate, of Hayle. To fill the apparatus with the soda solution, the gas burette is put on the india-rubber stopper of basin W, and firmly clamped down. Then the taps A and C are opened, and B closed. When the burette is filled with soda solution half-way up the funnel Y, A and C are closed, and B opened. The arrows show the inlet and outlet for the cooling water that is kept running through the water jacket round the nitrometer tube. To collect the gas, raise the nitrometer off the rubber stopper, and place the gas tube from the decomposition apparatus in the glass dish W and under the opening of the nitrometer.

For the estimation of nitrogen in nitro-cellulose take .5 to .65 grm., and place in the decomposition flask *f* (Fig. 33*b*), washing in with about 25 c.c. of water by alternately opening clips D and E. The air in the flask is driven out by boiling, whilst the air is shut off by the tube *i* dipping into the basin W, which is filled with the soda lye, and tube K is placed in the test tube R, which contains a few c.c. of water. As soon as all the air is completely driven out, clips D and E are closed, and the gas jet is taken away. (This flask must be a strong one, or it will burst.) Into test tube R, 25 c.c. of concentrated solution of protochloride of iron and 10 to 15 c.c. concentrated hydrochloric acid are poured, which are sucked up into the developing flask *f* by opening clip E, air being carefully kept from entering. The clip E is now closed, and tube *i* is put underneath the burette, and the development of NO gas is commenced by heating the contents of the

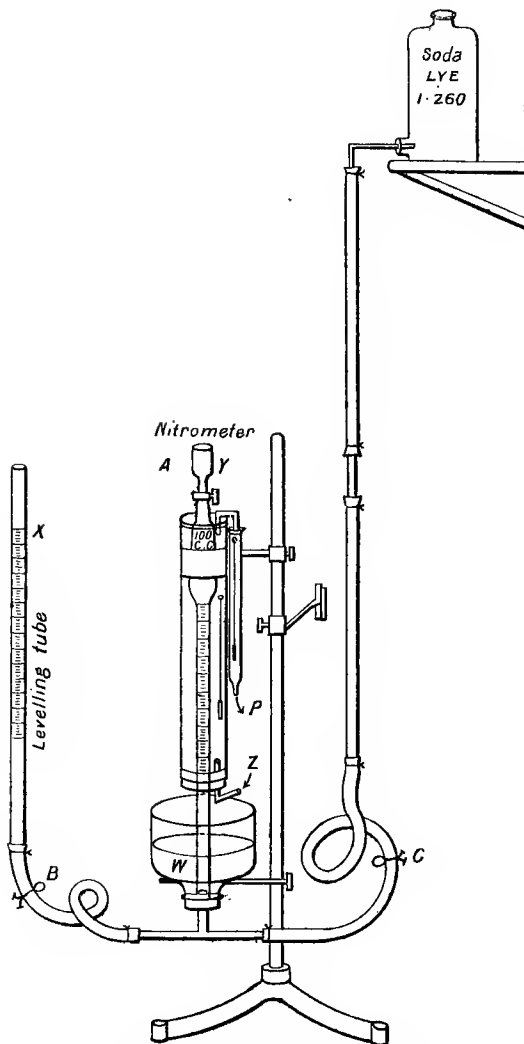


FIG. 33a.—SCHULTZE-TIEMAN APPARATUS.

flask *f*. When the pressure of the gas in the flask has become greater than the pressure of the atmosphere, the connecting tube begins to swell at *i*, whereupon clip *D* is opened, and the boiling continued with frequent shaking of the bulb, until no more nitrous gas bubbles rise up into the soda lye, the distilling over of the HCl causes a crackling noise, the clip *D* is closed, and *E* opened. The burette is again put hermetically on the indiarubber stopper in basin *W*, and the apparatus is left to cool until the water discharged through *P* shows the same temperature as the water flowing through (into the

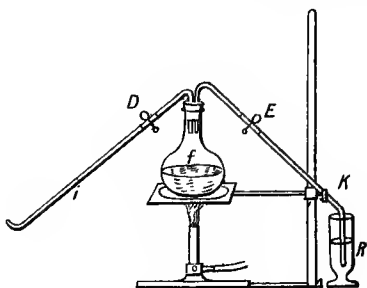


FIG. 33*b*.—DECOMPOSITION FLASK FOR SCHULTZE-TIEMAN METHOD.

cooling jacket) *Z*. If the level of the soda solution in the tube *X* is now put on exactly the same level as that in the burette by lowering or elevating the tube *X* as required, the volume of NO obtained in c.c. can be read off within $\frac{1}{10}$ c.c., and the percentage of nitrogen calculated by the usual formula.

The solution of protochloride of iron is obtained by dissolving iron nails, &c., in concentrated HCl, the iron being in excess. When the development of hydrogen ceases, it is necessary to filter warm through a paper filter, and acidify filtrate with a few drops of HCl. The soda solution used has a sp. gr. of 1.210 to 1.260; equals

25° to 30° B. The nitro-cellulose is dried in quantities of 2 grms. at 70° C. during eight to ten hours, and then three hours in an exiccator over H_2SO_4 . The results obtained with this apparatus are very accurate. The reaction is founded upon that of MM. Champion and Pellet's method.

The Kjeldahl Method of Determining Nitrogen.—

This method, which has been so largely used by analysts for the determination of nitrogen in organic bodies, more especially perhaps in manures, was proposed by J. Kjeldahl,* of the Carlsberg Laboratory of Copenhagen. It was afterwards modified by Jodlbauer, of Munich,† and applied to the analysis of nitro-explosives by M. Chenel, of the Laboratoire Centrale des Poudres, whose method of procedure is as follows:—0.5 gm. of the finely powdered substance is digested in the cold with a solution of 1.2 gm. of phenol and 0.4 gm. phosphoric anhydride in 30 c.c. of sulphuric acid. The mixture is kept well shaken until the solution is complete. From 3 to 4 grms. of zinc-dust is then cautiously and gradually added, the temperature of the mass being kept down until complete reduction has been effected. Finally, 0.7 gm. of mercury is added, and the process continued in the usual way, according to Kjeldahl; that is, the liquid is distilled until all the ammonia has passed over, and is absorbed in the standard acid. The distillate is then titrated with standard ammonia.

The NO_2 group is at the moment of solution fixed upon the phenol with the production of mono-nitrophenol, which is afterwards reduced by the action of the zinc-dust into the amido derivative. During the subse-

* J. Kjeldahl, *Zeitschrift Anal. Chem.*, 1883, xxii., p. 366.

† Jodlbauer, *Chemisches Centralblatt*, 1886, pp. 434-484. See also *Arms and Explosives*, 1893, p. 87.

quent combustion, the nitrogen of the amido-phenol becomes fixed in the state of ammonia. M. Chenel is perfectly satisfied with the results obtained, but he points out that the success of the operation depends upon the complete conversion of the phenol into the mono-nitro derivatives. This takes place whenever the organic compound forms a *clear solution* in the cold sulphuric acid mixture. Substances like collodion or gun-cotton must be very finely divided for successful treatment. The following table shows some of the results obtained by M. Chenel:—

Substances Analysed.	Total Nitrogen.	
	Calculated.	Found.
Saltpetre (KNO_3)	13.86	13.91
		13.82
		13.73
		13.96
Ammonium nitrate	35.00	35.31
		34.90
		34.96
Barium nitrate	10.72	10.67
		10.62
		10.62
Nitro-glycerol	18.50	18.45
Di-nitro-benzol*	16.67	16.78
		16.57
		16.57
Para-nitro-phenol	10.07	10.03
Picric acid* -	18.34	18.42
		18.43
Ammonium picrate	22.76	22.63
		22.67
Di-nitro-ortho-cresol	14.14	14.10
		13.98
		13.98
Tri-nitro-meta-cresol	17.28	17.57
		17.27

When Chenel endeavoured to apply Jodlbauer's modi-

* Dr Bernard Dyer obtained 18.39 per cent. for picric acid and 16.54 per cent. for di-nitro-benzol.—*Jour. Chem. Soc.*, Aug. 1895.

fication of Kjeldahl's process to the examination of the tri- and tetra-nitrated naphthalenes, he found that good results were not obtainable, because these compounds do not dissolve completely in the cold sulphuric acid. It may, however, be used if they are previously converted into the naphthylamines, according to the plan proposed by D'Aguiar and Lautemann (*Bull. Soc. Chim.*, vol. iii., new series, p. 256). This is rapidly effected as follows:—Twelve grms. of iodine are gradually added to a solution of 2 grms. of phosphorus in about 15 or 20 c.c. of bisulphide of carbon, this solution being contained in a flask of 250 c.c. capacity. The flask and its contents are heated on the water bath at 100° C. with constant attention, until the last traces of the carbon bisulphide have distilled away. It is then cooled, and the iodide of phosphorus is detached from the sides of the flask by shaking, but not expelled. The next step is to add about 0.5 to 0.6 gm. of the substance that is to be analysed, after which 8 grms. of water are introduced, and the flask is agitated gently two or three times. As soon as the reaction becomes lively, the contents of the flask are well shaken. It is usually finished about one minute after the addition of the water. The flask is now cooled, and 25 c.c. of sulphuric acid, together with 0.7 gm. of mercury, are gradually added; hydriodic acid (HI) forms, and the temperature of the flask must be raised sufficiently to expel it. The remaining part of the operation is as in the ordinary Kjeldahl process.

M. Chenel has found this process the best for the analysis of the nitro-naphthalenes, and for impervious substances like collodion or gun-cotton. Personally, I should think that the process possesses very little, if any, advantage over the nitrometer method, at any rate for the analysis of gun-cotton.

Table giving the Percentages of Nitrogen and Oxide of Nitrogen in Various Substances used in or as Explosives :—

NAME.	FORMULÆ.	NITROGEN p. cent.	NO ₂ p. cent.
Nitro-glycerine	$C_3H_5(ONO_2)_3$	18.50	= 60.70
Hexa-nitro-cellulose	$C_{12}H_{14}O_4(ONO_2)_6$	14.14	= 46.42
Penta-nitro-cellulose	$C_6H_8O_5(ONO_2)_5$	11.11	= 36.50
Nitro-benzene -	$C_6H_5NO_2$	11.38	= 37.39
Di-nitro-benzene	$C_6H_4(NO_2)_2$	16.67	= 54.77
Tri-nitro-benzene	$C_6H_3(NO_2)_3$	19.24	= 63.22
Nitro-toluene -	$C_7H_7NO_2$	10.21	= 33.49
Nitro-naphthalene	$C_{10}H_7NO_2$	8.09	= 26.53
Di-nitro-naphthalene	$C_{10}H_6(NO_2)_2$	12.84	= 42.12
Nitro-mannite	$C_6H_8(NO_3)_6$	23.59	= 77.37
Nitro-starch	$C_6H_8O_4(HNO_3)$	6.76	= 22.18
Picric acid (Tri-nitro-phenol)	$C_6H_2OH(NO_2)_3$	18.34	= 60.15
Chloro-nitro-benzene	$C_6H_3Cl(NO_2)_2$	13.82	= 45.43
Ammonium nitrate -	NH_4NO_3	35.00	=
Sodium nitrate	$NaNO_3$	16.47	=
Potassium nitrate	KNO_3	13.86	=
Nitric acid	HNO_3	22.22	=
Barium nitrate	$Ba(NO_3)_2$	10.72	=

Analysis of Celluloid.—The finely divided celluloid is well stirred, by means of a platinum wire, with concentrated sulphuric acid in the cup of a Lungé nitrometer, and when dissolved the nitrogen determined in the solution in the usual way. To prevent interference from camphor, the following treatment is suggested by H. Zaunschirm (*Chem. Zeit.*, xiv. 905). Dissolve a weighed quantity of the celluloid in a mixture of ether-alcohol, mix with a weighed quantity of washed and ignited asbestos, or pumice-stone, dry, and disintegrate the mass, and afterwards extract the camphor with chloroform, dry, and weigh: then extract with absolute methyl-alcohol, evaporate, weigh, and examine the nitro-cellulose in the nitrometer.

Picric Acid and Picrates.—Picric acid is soluble in hot water, and to the extent of 1 part in 100 in cold water, also in ether, chloroform, glycerine, 10 per cent. soda solution, alcohol, amylic alcohol, carbon bisulphide, benzene, and petroleum. If a solution of picric acid be boiled with a strong solution of potassium cyanide, a deep red liquid is produced, owing to the formation of potassium iso-purpurate, which crystallises in small reddish-brown plates with a beetle-green lustre. This, by reaction with ammonium chloride, gives ammonium iso-purpurate ($\text{NH}_4\text{C}_8\text{H}_4\text{N}_5\text{O}_6$), or artificial murexide, which dyes silk and wool a beautiful red colour. On adding barium chloride to either of the above salts, a vermilion-red precipitate is formed, consisting of barium iso-purpurate. With ammonio-sulphate of copper, solutions of picric acid give a bright green precipitate. Mr A. H. Allen gives the following methods for the assay of commercial picric acid, in his "Commercial Organic Analysis":—

Resinous and Tarry matters are not unfrequently present. They are left insoluble on dissolving the sample in boiling water. The separation is more perfect if the hot solution be exactly neutralised by caustic soda.

Sulphuric Acid, Hydrochloric Acid, and Oxalic Acid, and their salts are detected by adding to the filtered aqueous solution of the sample solutions of the picrates of barium, silver, and calcium. These salts are readily made by boiling picric acid with the carbonates of the respective metals and filtering: other soluble salts of these metals may be substituted for the picrates, but they are less satisfactory.

Nitric Acid may be detected by the red fumes evolved on warming the sample with copper turnings.

Inorganic Impurities, and Picrates of Potash and Sodium, &c., leave residues on cautious ignition.

General Impurities and Adulterations may be detected and determined by shaking 1 grm. of the sample of acid in a graduated tube with 25 c.c. of ether, the pure acid dissolves, while any oxalic acid, nitrates, picrates, boric acid, alum, sugar, &c., will be left insoluble, and after removal of the ethereal liquid, may be readily identified and determined. For the detection and determination of water and of oxalic acid, 50 c.c. of warm benzene may be advantageously substituted for ether. Sugar may be separated from the other impurities by treating the residue insoluble in ether or benzene with rectified spirit, in which sugar and boric acid alone will dissolve. If boric acid be present, the alcoholic solution will burn with a green flame. Mono- and di-nitrophenic acids lower the melting point ($122^{\circ}\text{C}.$) Their calcium salts are less soluble than the picrate, and may be approximately separated from it by fractional crystallisation, or by precipitating the hot saturated solution of the sample with excess of lime water. Picric acid may be determined by extracting the acidulated aqueous solution by agitation with ether or benzene, and subsequently removing and evaporating off the solvent. It may also be precipitated as the potassium salt.

Potassium Picrate [$\text{KC}_6\text{H}_2(\text{NO}_2)_3\text{O}$]. When a strong solution of picric acid is neutralised by carbonate of potash, this salt is thrown down in yellow crystalline needles, which require 260 parts of cold or 14 parts of hot water for their solution. In alcohol it is much less soluble.

Ammonium Picrate is more soluble in water than

the above, and sodium picrate is readily soluble in water, but nearly insoluble in solution of sodium carbonate.

Picrates of the Alkaloids.—Picric acid forms insoluble salts with many of the alkaloids, and picric acid may be determined in the following manner:—To the solution of picric acid, or a picrate, add a solution of sulphate of cinchonine acidulated with H_2SO_4 . The precipitated picrate of cinchonine $[C_{20}H_{24}N_2O(C_6H_2N_3O_7)_2]$ is washed with cold water, rinsed off the filter into a porcelain crucible or dish, the water evaporated on the water bath, and the residual salt weighed. Its weight, multiplied by .6123, gives the quantity of picric acid in the sample taken.

Analysis of Glycerine.—Glycerine that is to be used for the manufacture of nitro-glycerine should have a minimum specific gravity of 1.261 at $15^\circ C$. This can be determined, either by the aid of a Sartorius specific gravity balance, or by using an ordinary specific gravity bottle. One of 10 or 25 c.c. capacity is very convenient.

Residue left upon evaporation should not be more than 0.25 per cent. To determine this, take 25 grms. of the glycerine, and evaporate it at a temperature of $160^\circ C$. in a platinum basin, and finish in an air bath. Weigh until constant weight is obtained. Afterwards incinerate over a bunsen burner, and weigh the ash.

Silver Test.—A portion of the sample of glycerine to be tested should be put in a small weighing bottle, and a quarter of its bulk of $\frac{N}{10}$ silver nitrate solution added to it, then shake it, and place in a dark cupboard for fifteen minutes. It must be pronounced bad if it becomes black

or dark brown within that time (acrolein, formic, and butyric acids).

Nitration.—Fifty grms. of the glycerine are poured from a beaker into a mixture of concentrated nitric acid (specific gravity 1.53) and sulphuric acid (1.84), mixed in the proportions of 3 HNO_3 to 5 H_2SO_4 (about 400 c.c. of mixed acids). The mixed acids should be put into a rather large beaker, and held in the right hand in a basin of water, and the glycerine slowly poured into them from a smaller one held in the left. A constant rotatory motion should be given to the beaker in which the nitration is performed. When all the glycerine has been added, and the mixture has been shaken for a few minutes longer, it is poured into a separator, and allowed to stand for some time. It should, if the glycerine is a good one, have separated from the mixed acids in ten minutes, and the line of demarcation between the nitro-glycerine and the acid should be clear and sharp, neither should there be any white flocculent matter suspended in the liquid. The excess of acids are now drawn off, and the nitro-glycerine shaken once or twice with a warm solution of carbonate of soda, and afterwards with water alone. The nitro-glycerine is then drawn off into a weighed beaker, the surface dried with a piece of filter paper, and weighed; 100 parts of a good glycerine should yield about 230 of nitro-glycerine. A quicker method is to take only 10 c.c. of the glycerine, of which the specific gravity is already known, nitrate as before, and pour into a burette, read off the volume of nitro-glycerine in c.c. and multiply them by 1.6 (the specific gravity of nitro-glycerine), thus: 10 grms. gave 14.5 c.c. nitro-glycerine, and $14.5 \times 1.6 = 23.2$ grms., therefore 100 would give 232 grms. nitro-glycerine. The points to be noted in the

nitration of a sample of glycerine are: the separation should be sharp, and within half an hour or less, and there should be no white flocculent matter formed, especially when the carbonate of soda solution is added.

Total Acid Equivalent.—Mr G. E. Barton (*Jour. Amer. Chem. Soc.*, 1895) proposes to determine thus: 100 c.c. of glycerine are diluted to 300 c.c. in a beaker, a few drops of a 1 per cent. solution of phenolphthalein and 10 c.c. of normal caustic soda solution are added; after boiling, the liquid is titrated with normal hydrochloric acid (fatty acids are thus indicated and roughly determined).

Neutrality.—The same chemist determines the neutrality of glycerine thus: 50 c.c. of glycerine mixed with 100 c.c. of water and a few drops of alcoholic phenolphthalein are titrated with hydrochloric acid or sodium hydroxide; not more than 0.3 c.c. normal hydrochloric acid or normal soda solution should be required to render the sample neutral.

Determination of Free Fatty Acids.—A weighed quantity of the glycerine is shaken up with some neutral ether in a separating funnel, the glycerine allowed to settle, drawn off, and the ether washed with three separate lots of water. The water must have been recently boiled, and be quite free from CO_2 . All the free fatty acid is now in the ether, and no other soluble acid. A drop of phenolphthalein is now added, a little water, and the acidity determined by titration with deci-normal baryta solution, and the baryta solution taken calculated as oleic acid.

Combined Fatty Acid.—About 30 grms. of the

glycerine are placed in a flask, and to it is added about half a grm. of caustic soda in solution. The mixture is heated for ten minutes at 150°C . After cooling some pure ether is added to it, and enough dilute H_2SO_4 to render it distinctly acid. It is well shaken. All the fatty acids go into the ether. The aqueous solution is then removed, and the ether well washed to remove all H_2SO_4 . After the addition of phenolphthalein the acid is titrated, and the amount used calculated into oleic acid. From this total amount of fatty acids the free fatty acid is deducted, and the quantity of combined fatty acids thus obtained.

Impurities.—The following impurities may be found in bad samples of glycerine :—Lead, arsenic, lime, chlorine, sulphuric acid, thio-sulphates, sulphides, cyanogen compounds, organic acids (especially oleic acid and fatty acids), rosin products, and other organic bodies. It is also adulterated with sugar and glucose dextrine. Traces of sulphuric acid and arsenic may be allowed, also very small traces indeed of lime and chlorine.

The organic acids, formic and butyric acids may be detected by heating a sample of the glycerine in a test tube with alcohol and sulphuric acid, when, if present, compound ethers, such as ethylic formate and butyrate, the former smelling like peaches and the latter of pine apple, will be formed.

Oleic Acid, if present in large quantity, will come down upon diluting the sample with water, but smaller quantities may be detected by passing a current of nitrogen peroxide, N_2O_4 (obtained by heating lead nitrate), through the diluted sample, when a white flocculent precipitate of elaidic acid, which is less soluble than oleic acid, will be thrown down.

Sodium Chloride can be determined in 100 c.c. of the glycerine by adding a little water, neutralised with sodium carbonate, and then titrated with a deci-normal solution of silver nitrate, using potassium chromate as indicator.

The Determination of Glycerine.—The acetin method of Benedikt and Canton depends upon the conversion of glycerine into triacetin, and the saponification of the latter, and reduces the estimation of glycerine to an acidimetric method. About 1.5 grms. of crude glycerine are heated to boiling with 7 grms. of acetic anhydride, and 3 to 4 grms. of anhydrous sodium acetate, under an upright condenser for one and a half hours. After cooling, 50 c.c. of water are added, and the mixture heated until all the triacetin has dissolved. The liquid is then filtered into a large flask, the residue on the filter is well washed with water, the filtrate quite cooled, phenolphthalein is added, and the fluid exactly neutralised with a dilute (2 to 3 per cent.) solution of alkali. Twenty-five c.c. of a 10 per cent. caustic soda solution, which must be accurately standardised upon normal acid, are then pipetted into the liquid, which is heated to boiling for ten minutes to saponify the triacetin, and the excess of alkali is then titrated back with normal acid. One c.c. of normal acid corresponds to .03067 grms. of glycerine.

Precautions.—The heating must be done with a reflux condenser, the triacetin being somewhat volatile. The sodium acetate used must be quite anhydrous, or the conversion of the glycerine to triacetyl is imperfect. Triacetin in contact with water gradually decomposes. After acetylation is complete, therefore, the operations must be conducted as rapidly as possible. It is necessary

to neutralise the free acetic acid very cautiously, and with rapid agitation, so that the alkali may not be locally in excess.

The Lead Oxide Method.—Two grms. of sample are mixed with about 40 grms. of pure litharge, and heated in an air bath to 130° C. until the weight becomes constant, care being taken that the litharge is free from such lead compounds and other substances as might injuriously affect the results, and that the heating of the mixture takes place in an air bath free from carbonic acid. The increase in weight of the litharge, minus the weight of substance not volatilisable from 2 grms. of glycerine at 160° C., multiplied by the factor 1.243, is taken as the weight of glycerine in the 2 grms. of sample. The glycerine must be fairly pure, and free from resinous substances and SO_3 , to give good results by this process.

Analysis of the "Waste Acids" from the Manufacture of Nitro-Glycerine or Gun-Cotton.—Determine the specific gravity by the specific gravity bottle or hydrometer, and the oxides of nitrogen by the permanganate method described under nitro-glycerine. Now determine the total acidity of the mixture by means of a tenth normal solution of sodium hydrate, and calculate it as nitric acid (HNO_3), then determine the nitric acid by means of Lungé nitrometer, and subtract percentage found from total acidity, and calculate the difference into sulphuric acid, thus:—Total acidity equals 97.46 per cent. — 11.07 per cent. HNO_3 = 86.39 per cent., then $\frac{86.39 \times 49}{63} = 67.20$ per cent. H_2SO_4 . Then analysis of sample will be:—

Sulphuric acid	= 67.20 per cent.	} Specific gravity = 1.7075.
Nitric acid	= 11.07 „	
Water	= 21.73 „	

This method is accurate enough for general use in the nitric acid factory. The acid mixture may be taken by volume for determining nitric oxide in nitrometer. Two c.c. is a convenient quantity in the above case, then 2×1.7075 (specific gravity) = 3.414 grms. taken, gave 145 c.c. NO (barometer = 748 mm. and temperature = 15° C.) equals 134.9 c.c. (corr.), and as 1 c.c. NO = .0282 gm. HNO_3 $135 \times 0.0282 = 3.78$ gm. = 11.07 per cent. nitric acid.

Sodium Nitrate.—Determine moisture and chlorine by the usual methods, and the total, NaNO_3 , by means of nitrometer—0.45 gm. is a very convenient quantity to work on (gives about 123 c.c. gas); grind very fine, and dissolve in a very little hot water in the cup of the nitrometer; use about 15 c.c. concentrated H_2SO_4 . One cubic cent. of NO equals .003805 grms. of NaNO_3 . The insoluble matter, both organic and inorganic, should also be determined, also sulphate of soda and lime tested for.

Analysis of Mercury Fulminate (Divers and Kawakita's Method).—A weighed quantity of mercury fulminate is added to excess, but measured quantity of fuming hydrochloric acid contained in a retort connected with a receiver holding water. After heating for some time, the contents of the retort and receiver are mixed and diluted, and the mercury is precipitated by hydrogen sulphide. By warming and exposure to the air in open vessels the hydrogen sulphide is for the most part dissipated. The solution is then titrated with potassium hydroxide (KOH), as well as another quantity of hydrochloric acid, equal to that used with the fulminate. As the mercury chloride is reconverted into hydrochloric acid by the hydrogen sulphide, and as the hydroxylamine does not neutralise

to litmus the hydrochloric acid combined with it, there is an equal amount of hydrochloric acid free or available in the two solutions. Any excess of acid in the one which has received the fulminate will therefore be due to the formic acid generated from the fulminate. Dr Divers and M. Kawakita, working by this method, have obtained 31.31 per cent. formic acid, instead of 32.40 required by theory. (*Jour. Chem. Soc.*, p. 17, 1884.)

Divers and Kawakita proceed thus: 2.351 grms. dissolved, as already described, in HCl, and afterwards diluted, gave mercury sulphide equal to 70.40 per cent. mercury. The same solution, after removal of mercury, titrated by iodine for hydroxylamine, gave nitrogen equal to 9.85 per cent., and when evaporated with hydroxyl ammonium chloride equal to 9.55 per cent. A solution of 2.6665 grms. fulminate in HCl of known amount, after removal of mercury by hydrogen sulphide, gave by titration with potassium hydrate formic acid equal to 8.17 per cent. of carbon. Collecting and comparing with calculation from formula we get—

	Calc.	I.	II.	III.
Mercury	70.42	70.40	—	—
Nitrogen	9.86	9.85	9.55	—
Carbon	8.45	—	—	8.17
Oxygen	11.27	—	—	—
	<hr/>			
	100.00			

TABLE FOR CORRECTION OF VOLUMES OF GASES FOR TEMPERATURE,
GIVING THE DIVISOR FOR THE FORMULA.

$$V_1 = \frac{V \times B}{760 \times (1 + \delta t)}$$

($\delta = 0.003665$) $1 + \delta t$ from 0° to 30° C.

t .	$760 \times (1 + \delta t)$.	t .	$760 \times (1 + \delta t)$.	t .	$760 \times (1 + \delta t)$.
0°	760.000	0°	771.1416	8°	782.2832
.1	760.2785	.1	771.4201	.1	782.5617
.2	760.5571	.2	771.6987	.2	782.8403
.3	760.8356	.3	771.9772	.3	783.1188
.4	761.1142	.4	772.2558	.4	783.3974
.5	761.3927	.5	772.5343	.5	783.6959
.6	761.6712	.6	772.8128	.6	783.9544
.7	761.9498	.7	773.0914	.7	784.2330
.8	762.2283	.8	773.3699	.8	784.5115
.9	762.5069	.9	773.6485	.9	784.7901
1.0	762.7854	5.0	773.9270	9.0	785.0686
.1	763.0639	.1	774.2055	.1	785.3471
.2	763.3425	.2	774.4841	.2	785.6257
.3	763.6210	.3	774.7626	.3	785.9042
.4	763.8996	.4	775.0412	.4	786.1828
.5	764.1781	.5	775.3197	.5	786.4613
.6	764.4566	.6	775.5982	.6	786.7398
.7	764.7352	.7	775.8768	.7	787.0184
.8	765.0137	.8	776.1553	.8	787.2969
.9	765.2923	.9	776.4339	.9	787.5755
2.0	765.5708	6.0	776.7124	10.0	787.8540
.1	765.8493	.1	776.9909	.1	788.1325
.2	766.1279	.2	777.2695	.2	788.4111
.3	766.4064	.3	777.5480	.3	788.6896
.4	766.6850	.4	777.8266	.4	788.9682
.5	766.9635	.5	778.1051	.5	789.2467
.6	767.2420	.6	778.3836	.6	789.5252
.7	767.5206	.7	778.6622	.7	789.8038
.8	767.7991	.8	778.9407	.8	790.0823
.9	768.0777	.9	779.2193	.9	790.3609
3.0	768.3562	7.0	779.4978	11.0	790.6394
.1	768.6347	.1	779.7763	.1	790.9179
.2	768.9133	.2	780.0549	.2	791.1965
.3	769.1918	.3	780.3334	.3	791.4750
.4	769.4704	.4	780.6120	.4	791.7536
.5	769.7489	.5	780.8905	.5	792.0321
.6	770.0274	.6	781.1690	.6	792.3106
.7	770.3060	.7	781.4476	.7	792.5892
.8	770.5845	.8	781.7261	.8	792.8677
.9	770.8631	.9	782.0047	.9	793.1463

TABLE FOR CORRECTION OF VOLUMES OF GASES—*Continued.*

<i>t.</i>	$760 \times (1 + \delta t).$	<i>t.</i>	$760 \times (1 + \delta t).$	<i>t.</i>	$760 \times (1 + \delta t).$
°C.		°C.		°C.	
12.0	793.4248	.4	805.6806	.8	817.9363
.1	793.7033	.5	805.9591	.9	818.2149
.2	793.9819	.6	806.2376	21.0	818.4934
.3	794.2604	.7	806.5162	.1	818.7719
.4	794.5390	.8	806.7947	.2	819.0505
.5	794.8175	.9	807.0733	.3	819.3290
.6	795.0960	17.0	807.3518	.4	819.6076
.7	795.3746	.1	807.6303	.5	819.8861
.8	795.6531	.2	807.9089	.6	820.1646
.9	795.9317	.3	808.1874	.7	820.4432
13.0	796.2102	.4	808.4660	.8	820.7217
.1	796.4887	.5	808.7445	.9	821.0003
.2	796.7673	.6	809.0230	22.0	821.2788
.3	797.0458	.7	809.3016	.1	821.5573
.4	797.3244	.8	809.5801	.2	821.8359
.5	797.6029	.9	809.8587	.3	822.1144
.6	797.8814	18.0	810.1372	.4	822.3930
.7	798.1600	.1	810.4175	.5	822.6715
.8	798.4385	.2	810.6943	.6	822.9500
.9	798.7171	.3	810.9728	.7	823.2286
14.0	798.9956	.4	811.2514	.8	823.5071
.1	799.2741	.5	811.5299	.9	823.7857
.2	799.5527	.6	811.8084	23.0	824.0642
.3	799.8312	.7	812.0870	.1	824.3427
.4	800.1098	.8	812.3655	.2	824.6213
.5	800.3883	.9	812.6441	.3	824.8998
.6	800.6668	19.0	812.9226	.4	825.1784
.7	800.9454	.1	813.2011	.5	825.4569
.8	801.2239	.2	813.4797	.6	825.7354
.9	801.5025	.3	813.7582	.7	826.0140
15.0	801.7810	.4	814.0368	.8	826.2925
.1	802.0595	.5	814.3153	.9	826.5711
.2	802.3381	.6	814.5938	24.0	826.8496
.3	802.6166	.7	814.8724	.1	827.1281
.4	802.8952	.8	815.1500	.2	827.4067
.5	803.1737	.9	815.4285	.3	827.6852
.6	803.4522	20.0	815.7080	.4	827.9638
.7	803.7308	.1	815.9865	.5	828.2423
.8	804.0093	.2	816.2651	.6	828.5208
.9	804.2879	.3	816.5436	.7	828.7994
16.0	804.5664	.4	816.8222	.8	829.0779
.1	804.8449	.5	817.1007	.9	829.3565
.2	805.1235	.6	817.3792	25.0	829.6350
.3	805.4020	.7	817.6578	.1	829.9135

TABLE FOR CORRECTION OF VOLUMES OF GASES—*Continued.*

<i>t.</i>	$760 \times (1 + \delta t).$	<i>t.</i>	$760 \times (1 + \delta t).$	<i>t.</i>	$760 \times (1 + \delta t).$
°C.		°C.		°C.	
.2	830.1921	.9	834.9273	.6	839.6624
.3	830.4706	27.0	834.2058	.7	839.9410
.4	830.7492	.1	835.4843	.8	840.2195
.5	831.0277	.2	835.7629	.9	840.4981
.6	831.3062	.3	836.0414	29.0	840.7766
.7	831.5848	.4	836.3200	.1	841.0551
.8	831.8633	.5	836.5985	.2	841.3337
.9	832.1419	.6	836.8770	.3	841.6122
26.0	832.4204	.7	837.1556	.4	841.8908
.1	832.6989	.8	837.4341	.5	842.1693
.2	832.9775	.9	837.7127	.6	842.4478
.3	833.2560	28.0	837.9912	.7	842.7264
.4	833.5346	.1	838.2697	.8	843.0049
.5	833.8131	.2	838.5483	.9	843.2835
.6	834.0916	.3	838.8268	30.0	843.5620
.7	834.3702	.4	839.1054		
.8	834.6487	.5	839.3839		

CHAPTER VIII.

FIRING POINT OF EXPLOSIVES, HEAT TESTS, &c.

Horsley's Apparatus—Table of Firing Points—The Government Heat-Test Apparatus for Dynamites—Nitro-Glycerine, Nitro-Cotton, and Smokeless Powders.—Liquefaction and Exudation Tests—Page's Regulator for Heat-Test Apparatus—Specific Gravities of Explosives—Table of Temperature of Detonation, Sensitiveness, &c.

The Firing Point of Explosives.—The firing point of an explosive may be determined as follows:—A copper dish, about 3 inches deep, and 6 or more wide, and fitted with a lid, also of copper, is required. The lid contains several small holes, into each of which is soldered a thick copper tube about 5 mm. in diameter, and 3 inches long, with a rather larger one in the centre in which to place a thermometer. The dish is filled with Rose's metal, or paraffin, according to the probable temperature required. The firing point is then taken thus:—After putting a little piece of asbestos felt at the bottom of the centre tube, the thermometer is inserted, and a small quantity of the explosive to be tested is placed in the other holes; the lid is then placed on the dish containing the melted paraffin or metal, in such a way that the copper tubes dip below the surface of the liquid; the temperature of the bath is now raised until the explosive fires, and the temperature noted. The initial temperature should also be noted.

THE FIRING POINT OF VARIOUS EXPLOSIVES (by C. E. Munroe).
(Horsley's Apparatus used.)

	° C.	
Nitro-glycerine, 5 years old } (a single drop taken) }	203-205	
Gun - cotton (compressed } military cotton sp. gr. 1.5) }	192-201	
Air - dried gun - cotton, } stored for 4 years - - }	179-187	
Ditto, stored for 1 year	187-189	
Air-dried collodion-cotton, } long staple "Red Island } cotton," 3 years old - }	186-191	
Air-dried collodion, 3 years } old, stored wet - - }	197-199	
Hydro-nitro-cellulose	201-213	
Kieselguhr dynamite, No. 1	197-200	
Explosive gelatine	203-209	
Mercury fulminate	175-181	
Gunpowder (shell)	278-287	
Hill's picric powder (shells)	273-283	{ Been in store 10 years. Com- posed of— Ammonium picrate 42.18 % Potassium picrate 53.79 " Charcoal (alder) 3.85 " 99.82 %
Ditto (musket)	282-290	
Forcite, No. 1.	187-200	{ Sample had been stored in magazine for some months in wooden box. Stored in tin case. " "
Atlas powder (75 % NG)	175-185	
Emmensite, No. 1	167-184	
" No. 2	165-177	
" No. 5	205-217	
Powder used in Chassepôt } rifle - }	191	By Leygue & Champion.
French gunpowder -	295	" "
Rifle powder (picrate)	358	" "
Cannon " "	380	" "

Horsley's apparatus consists of an iron stand with a ring support, holding a hemispherical iron vessel or bath in which solid paraffin is put. Above this is another movable support, from which a thermometer is sus-

pended, and so adjusted that its bulb is immersed in the material contained in the iron vessel. A thin copper cartridge-case, $\frac{5}{8}$ inch in diameter and $1\frac{1}{8}$ inch long, is suspended over the bath by means of a triangle, so that the end of the case is just 1 inch below the surface of the molten material. On beginning the experiment of determining the firing point of any explosive, the material in the bath is heated to just above the melting point;

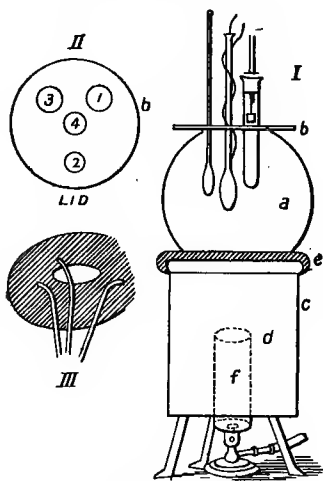


FIG. 34.—HEAT TEST APPARATUS.

the thermometer is inserted in it, and a minute quantity of the explosive is placed in the bottom of the cartridge-case. The initial temperature is noted, and then the cartridge-case containing the explosive is inserted in the bath. The temperature is quickly raised until the contents of the cartridge-case flash off or explode, when the temperature is noted as the *firing point*.

Professor C. E. Munroe, of the U.S. Torpedo Station

has determined the firing point of several explosives by means of this apparatus.

The Government Heat Test (Explosives Act, 1875): Apparatus required.—A water bath, consisting of a spherical copper vessel (*a*), Fig. 34, of about 8 inches diameter, and with an aperture of about 5 inches; the bath is filled with water to within a quarter of an inch of the edge. It has a loose cover of sheet copper about 6 inches in diameter (*b*), and rests on a tripod stand about 14 inches high (*c*), which is covered with coarse wire gauze (*e*), and is surrounded with a screen of thin sheet copper (*d*). Within the latter is placed an argand burner (*f*) with glass chimney. The cover (*b*) has four holes arranged, as seen in Fig. II., No. 4 to contain a Page's* or Scheibler's regulator, No. 3 the thermometer, Nos. 1 and 2 the test tubes containing the explosive to be tested. Around the holes 1 and 2 on the under side of the cover are soldered three pieces of brass wire with points slightly converging (Fig. III.); these act as springs, and allow the test tubes to be easily placed in position and removed.

Test Tubes, from $5\frac{1}{4}$ to $5\frac{1}{2}$ inches long, and of such a diameter that they will hold from 20 to 22 cubic centimetres of water when filled to a height of 5 inches; rather thick glass is preferable. Indiarubber stoppers, fitting the test tubes, and carrying an arrangement for holding the test papers, viz., a narrow glass tube passing through the centre of the stopper, and terminating in a platinum wire hook. A glass rod drawn out and the end turned up to form a hook is better.

The Thermometer should have a range from 30° to 212° F., or from 1° to 100° C. A minute clock is useful.

* See *Chem. Soc. Jour.*, 1876, i. 24. F. J. M. Page.

Test Paper.—The test paper is prepared as follows:—45 grains (2.9 grms.) of white maize starch (corn flour), previously washed with cold water, are added to $8\frac{1}{2}$ oz. of water. The mixture is stirred, heated to boiling, and kept gently boiling for ten minutes; 15 grains (1 gm.) of pure potassium iodide (previously recrystallised from alcohol; absolutely necessary) are dissolved in $8\frac{1}{2}$ oz. of distilled water. The two solutions are thoroughly mixed and allowed to get cold. Strips or sheets of white English filter paper, previously washed with water and re-dried, are dipped into the solution thus prepared, and allowed to remain in it for not less than ten seconds; they are then allowed to drain and dry in a place free from laboratory fumes and dust. The upper and lower margins of the strips or sheets are cut off, and the paper is preserved in well-stoppered or corked bottles, and in the dark. The dimensions of the pieces of test paper used are about $\frac{4}{10}$ inch by $\frac{8}{10}$ inch (10 mm. by 20 mm.).*

Standard Tint Paper.—A solution of caramel in water is made of such concentration that when diluted one hundred times (10 c.c. made up to 1 litre) the tint of this diluted solution equals the tint produced by the Nessler test in 100 c.c. water containing .000075 gm. of ammonia, or .00023505 gm. Am. Cl. With this caramel solution lines are drawn on strips of white filter paper (previously well washed with distilled water, to remove traces of bleaching matter, and dried) by means of a quill pen. When the marks thus produced are dry, the

* When the paper is freshly prepared, and as long as it remains in good condition, a drop of diluted acetic acid put on the paper with a glass rod produces no coloration. In process of time it will become brownish, when treated with the acid, especially if it has been exposed to sunlight. It is then not fit for use.

paper is cut into pieces of the same size as the test paper previously described, in such a way that each piece has a brown line across it near the middle of its length, and only such strips are preserved in which the brown line has a breadth varying from $\frac{1}{2}$ mm. to 1 mm. ($\frac{1}{80}$ of an inch to $\frac{1}{25}$ of an inch).

Testing Dynamite, Blasting Gelatine, and Gelatine Dynamite.—Nitro-glycerine preparations, from which the nitro-glycerine can be extracted in the manner described below, must satisfy the following test, otherwise they will not be considered as manufactured with "thoroughly purified nitro-glycerine," viz., fifteen minutes at 160° F. (72° C.).

Apparatus Required.—A funnel 2 inches across (*d*), a cylindrical measure divided into grains (*e*), Fig. 35.

Mode of Operation.—About 300 (19.4 grms.) to 400 grains (26 grms.) of dynamite (*b*), finely divided, are placed in the funnel, which is loosely plugged by freshly ignited asbestos (*a*). The surface is smoothed by means of a flat-headed glass rod or stopper, and some clean washed and dried kieselguhr (*c*) is spread over it to the depth of about $\frac{1}{8}$ inch. Water is then poured on from a wash bottle, and when the first portion has been soaked up more is added; this is repeated until sufficient nitro-glycerine has collected in the graduated measure (*e*). If any water should have passed through, it must be removed from the nitro-glycerine by filter paper, or the nitro-glycerine may be filtered.

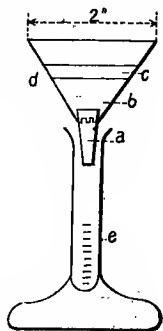


FIG. 35.—APPARATUS FOR SEPARATING THE NITRO-GLYCERINE FROM DYNAMITE.

Application of Test.—The thermometer is fixed so as to be inserted through the lid of the water bath into the water, which is maintained at 160° F. (72° C.), to a depth of $2\frac{3}{4}$ inches. Fifty grains (= 3.29 grms.) of nitroglycerine to be tested are weighed into the test tube, in such a way as not to soil the sides of the tube (use a pipette). A test paper is fixed on the hook of the glass rod, so that when inserted into the tube it will be in a vertical position. A sufficient amount of a mixture of



FIG. 36.—TEST TUBE ARRANGED FOR HEAT TEST.

half distilled water and half glycerine, to moisten the upper half of the paper, is now applied to the upper edge of the test paper by means of a glass rod or camel's hair pencil; the cork carrying the rod and paper is fixed into the test tube, and the position of the paper adjusted so that its lower edge is about half way down the tube; the latter is then inserted through one of the holes in the cover to such a depth that the lower margin of the moistened part of the paper is about $\frac{5}{8}$ inch above the surface cover. The test is complete when the faint brown

line, which after a time makes its appearance at the line of boundary between the dry and moist part of the paper, equals in tint the brown line of the standard tint paper.

Blasting Gelatine, Gelatine Dynamite, Gelignite, &c.—Fifty grains (= 3.29 grms.) of blasting gelatine are intimately mixed with 100 grains (= 6.5 grms.) of French chalk. This is done by carefully working the two materials together with a wooden pestle in a wooden mortar. The mixture is then gradually introduced into the test tube, with the aid of gentle tapping upon the table

between the introduction of successive portions of the mixture into the tube, so that when the tube contains all the mixture it shall be filled to the extent of $1\frac{3}{4}$ inches of its height. The test paper is then inserted as above described for nitro-glycerine. The sample tested must stand a temperature of 160° F. for a period of ten minutes before producing a discoloration of the test paper corresponding in tint to the standard paper.

Gun-Cotton, Schultze Gunpowder, E.C. Powder, &c.: A. Compressed Gun-Cotton.—Sufficient material to serve for two or more tests is removed from the centre of the cartridge by gentle scraping, and if necessary, further reduced by rubbing between the fingers. The fine powder thus produced is spread out in a thin layer upon a paper tray 6 inches by $4\frac{1}{2}$ inches, which is then placed inside a water oven, kept as nearly as possible at 120° F. (49° C.). The wire gauze shelves of the oven should be about 3 inches apart. The sample is allowed to remain at rest for fifteen minutes in the oven, the door of which is left wide open. After the lapse of fifteen minutes the tray is removed and exposed to the air of the room for two hours, the sample being at some point within that time rubbed upon the tray with the hand, in order to reduce it to a fine and uniform state of division.

The heat test is performed as before, except that the temperature of the bath is kept at 150° F. (66° C.), and regulator set to maintain that temperature. Twenty grains (1.296 grms.) are used, placed in the test tube, gently pressed down until it occupies a space of as nearly as possible $1\frac{5}{18}$ inches (in the test tube of dimensions previously specified). The fine cotton adhering to the sides of the tube can be removed by a clean cloth or silk handkerchief. The paper is moistened by touching the

upper edge with a drop of the 50 per cent. glycerine solution, the tube inserted in the bath to a depth of $2\frac{1}{2}$ inches, measured from the cover, the regulator and thermometer being inserted to the same depth. The test paper is to be kept near the top of the test tube, but clear of the cork, until the tube has been immersed for about five minutes. A ring of moisture will about this time be deposited upon the sides of the test tube, a little above the cover of the bath. The glass rod must then be lowered until the lower margin of the moistened part of the paper is on a level with the bottom of the ring of moisture in the tube. The paper is now closely watched. The test is complete when a very faint brown coloration makes its appearance at the line of boundary between the dry and moist parts of the paper. It must stand the test for not less than ten minutes at 150° . (The time is reckoned from the first insertion of the tube in the bath until the appearance of a discoloration of the test paper.)

B. Schultze Powder, E.C. Powder, Collodion-Cotton, &c.—The sample is dried in the oven as above, and exposed for two hours to the air. The test as above for compressed gun-cotton is then applied.

Cordite must stand a temperature of 180° F. for fifteen minutes, and the nitro-glycerine used in its manufacture 180° F. The sample should be cut from each end in $\frac{1}{2}$ -inch lengths, and ground up fine in a mill.

Exudation and Liquefaction Test for Blasting Gelatine, Gelatine Dynamite, &c.—A cylinder of blasting gelatine, &c., is to be cut from the cartridge to be tested, the length of the cylinder to be equal to its

diameter, and the ends being cut flat. The cylinder is to be placed on end on a flat surface without any wrapper, and secured by a pin passing vertically through its centre. In this condition the cylinder is to be exposed for 144 consecutive hours (six days and nights) to a temperature ranging from 85° to 90° F. (inclusive), and during such exposure the cylinder shall not diminish in height by more than one-fourth of its original height, and the upper cut surface shall retain its flatness and the sharpness of its edge.

Exudation Test.—There shall be no separation from the general mass of the blasting gelatine or gelatine dynamite of a substance of less consistency than the bulk of the remaining portion of the material under any conditions of storage, transport, or use, or when the material is subjected three times in succession to alternate freezing and thawing, or when subjected to the liquefaction test before described.

Page's Regulator.—The most convenient gas regulator to use in connection with the heat-test apparatus is the one invented by Prof. F. J. M. Page, B.Sc.* (Fig. 37). It is not affected by variations of the barometric pressure, and is simple and easy to fit up. It consists of a thermometer with an elongated glass bulb $\frac{5}{8}$ inch diameter and 3 inches long. The stem of the thermometer is 5 inches long and $\frac{1}{8}$ inch to $\frac{3}{16}$ inch internal diameter. One and a half inch from the top of the stem is fused in at right angles a piece of glass tube, 1 inch long, of the same diameter as the stem, so as to form a T. A piece of glass tube (A), about $\frac{7}{16}$ inch external diameter and $1\frac{1}{2}$ inches

* *Chemical Soc. Jour.*, 1876, i. 24.

long, is fitted at one end with a short, sound cork (C, Fig. 37*b*). Through the centre of this cork a hole is bored, so that the stem of the thermometer just fits into it. The other end of this glass tube is closed by a tightly fitting cork, preferably of indiarubber (I), which is pierced by a fine bradawl through the centre. Into the hole thus made is forced a piece of fine glass tube (B) 3 inches long, and small enough to fit loosely inside the stem of the thermometer.

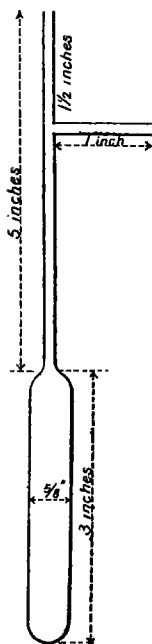


FIG. 37*a*.—PAGE'S
REGULATOR.

The thermometer is filled by pouring in mercury through a small funnel until the level of the mercury (when the thermometer is at the desired temperature) is about $1\frac{1}{2}$ inches below the T. The piece of glass tube A, closed at its upper extremity by the cork I, through which the fine glass tube B passes into the stem of the thermometer, is now filled by means of the perforated cork at its lower extremity on the stem of the thermometer. The gas supply tube is attached to the top of the tube A, the burner to the T, so that the gas passes in at the top, down the fine tube B, rises in the space between B and the inside wall of the stem of the thermometer, and escapes by the T. The regulator is set

for any given temperature by pushing the cork C, and consequently the tubes A and B, which are firmly attached to it, up or down the stem of the thermometer, until the regulator just cuts off the gas at the desired temperature.

As soon as the temperature falls, the mercury contracts, and thus opens the end of the tube B. The gas

is thus turned on, and the temperature rises until the regulator again cuts off the gas. In order to prevent the possible extinction of the flame by the regulator, the brass tube which carries the gas to the regulator is connected with the tube which brings the gas from the regulator to the burner by a small brass tap (Fig. 2). This tap forms an adjustable bye-pass, and thus a small flame can be kept burning, even though the regulator be completely shut off. It is obvious that the quantity of gas supplied through the bye-pass must always be less than that required to maintain the desired temperature. This regulator, placed in a beaker of water on a tripod, will maintain the temperature of the water during four or five hours within 0.2° C., and an air bath during six weeks within 0.5° C.

To sum up briefly the method of using the regulator:—Being filled with mercury to about $\frac{1}{2}$ inch below the T, attach the gas supply as in diagram (Fig. 2), the brass tap being open, and the tube B unclosed by the mercury. Allow the gas to completely expel the air in the apparatus. Push down the tube A so that the end of B is well under the surface of the mercury. Turn off the tap of the bye-pass until the smallest bead of flame is visible. Raise A and B, and allow the temperature to rise until the desired point is attained. Then push the tubes A and B slowly down until the flame

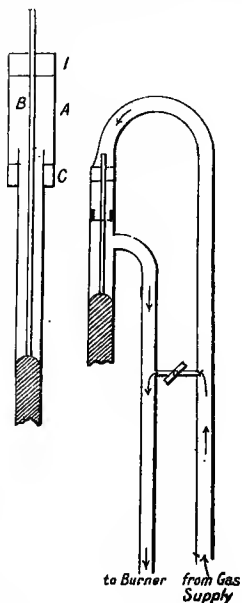


FIG. 1.

FIG. 2.

FIG. 37b.—PAGE'S GAS REGULATOR, SHOWING BYE-PASS AND CUT-OFF ARRANGEMENT.

is just shut off. The regulator will then keep the temperature at that point.

SPECIFIC GRAVITIES OF EXPLOSIVES, &C.

Nitro-glycerine -	-	1.6
Gun-cotton (dry)	-	1.06
„ (25 per cent. water)		1.32
Dynamite No. 1	-	1.62
Blasting gelatine		1.54
Gelatine dynamite		1.55
Forcite	-	1.51
Tonite		1.28
Roburite		1.40
Bellite	- -	1.2-1.4
Carbo-dynamite		1.5
Turpin's cast picric acid		1.6
Nitro-mannite		1.6
Nitro-starch		1.5
Emmensite	- -	1.8
Mono-nitro-benzene		1.2
Meta-di-nitro-benzene		1.575 at 18° C.
Ortho-di-nitro-benzene		1.590 „
Para-di-nitro-benzene		1.625 „
British gunpowder, E.X.E.		1.80
„ „ S.B.C.		1.85
Cannonite (powder)	-	1.60
Celluloid		1.35
Cellulose		1.45
Ammonium nitrate		1.707

TABLE OF THE TEMPERATURE OF DETONATION.

Blasting gelatine		3220°
Nitro-glycerine -		3170°
Dynamite -	-	2940°
Gun-cotton	-	2650°
Tonite	-	2648°
Picric acid		2620°
Roburite -		2100°
Ammonia nitrate	-	1130°

RELATIVE SENSITIVENESS TO DETONATION (by Professor C. E. Munroe, U.S. Naval Torpedo Station).

	Maximum Distance at which Detonation occurred. .	
	C.M.	
Gun-cotton -	10	{ Nitro-glycerine 86.5, nitro-cotton 9.5, camphor 4 per cent.
Explosive gelatine (camphorated) -	20	
Judson powder, R. R. P. -	25	{ NH ₄ NO ₃ 5 parts, C ₆ H ₄ (NO ₃) ₂ 1 part.
Emmensite (No. 259) -	30	
Rack-a-rock -	32	{ KClO ₃ 79 parts, C ₆ H ₅ (NO) ₂ 21 parts.
Bellite -	50	
Forcite No. 1 -	61	75 per cent. nitro-glycerine.
Kieselguhrdynamite No. 1 -	64	
Atlas powder No. 1 -	74	

CHAPTER IX.

DETERMINATION OF THE RELATIVE STRENGTH OF EXPLOSIVES.

Effectiveness of an Explosive—High and Low Explosives—Theoretical Efficiency—MM. Roux and Sarrau's Results—Abel and Noble's—Nobel's Ballistic Test—The Mortar, Pressure, or Crusher Gauge—Lead Cylinders—The Foot-Pounds Machine—Nobel's Pressure Gauge—Lientenant Walke's Results—Calculation of Pressure Developed by Dynamite and Gun-Cotton—M'Nab's and Ristori's Results of Heat Developed by the Explosion of Various Explosives—Composition of some of the Explosives in Common Use for Blasting, &c.

The Determination of the Relative Strength of Explosives.—Explosives may be roughly divided into two divisions, viz., those which when exploded produce a shattering force, and those which produce a propulsive force. Explosives of the first class are generally known as the high explosives, and consist for the most part of nitro compounds, or mixtures of nitro compounds with other substances. Any explosive whose detonation is very rapid is a high explosive, but the term has chiefly been applied to the nitro-explosives.

The effectiveness of an explosive depends upon the volume and temperature of the gases formed, and upon the rapidity of the explosion. In the high explosives the chemical transformation is very rapid, hence they exert a crushing or shattering effect. Gunpowder, on the other hand, is a low explosive, and produces a propelling or heaving effect.

The maximum work that an explosive is capable of producing is proportionate to the amount of heat disengaged during its chemical transformation. This may be expressed in kilogrammetres by the formula $425Q$, where Q is the number of units of heat evolved. The theoretical efficiency of an explosive cannot, however, be expected in practice for many reasons.

In the case of blasting rock, for instance :* —1. Incomplete combustion of the explosive. 2. Compression and chemical changes induced in the surrounding material operated on. 3. Energy expended in the cracking and heating of the material which is not displaced. 4. The escape of gas through the blast-hole, and the fissures caused by the explosion. The proportion of useful work has been estimated to be from 14 to 33 per cent. of the theoretical maximum potential.

For the purposes of comparison, manufacturers generally rely more upon the practical than the theoretical efficiency of an explosive. These, however, stand in the same relation to one another, as the following table of Messrs Roux and Sarrau will show :—

MECHANICAL EQUIVALENT OF EXPLOSIVES.

	Theoretical Work in Kilos.	Relative Value.
Blasting powder (62 per cent. KNO_3)	242,335	1.0
Dynamite (75 per cent. nitro-glycerine)	- 548,250	2.26
Blasting gelatine (92 per cent. nitro-glycerine)	- 766,813	3.16
Nitro-glycerine - - -	794,563	3.28

Experiments made in lead cylinders give—

Dynamite	1.0
Blasting gelatine -	1.4
Nitro-glycerine	1.4

* C. N. Hake, Government Inspector of Explosives, Victoria, *Jour. Soc. Chem. Ind.*, 1889.

Sir Frederick Abel and Captain W. H. Noble, R.A., have shown that the maximum pressure exerted by gun-powder is equal to 486 foot-tons per lb. of powder, or that when 1 kilo. of the powder gases occupy the volume of 1 litre, the pressure is equal to 6,400 atmospheres; and Berthelot has calculated that every gramme of nitro-glycerine exploded gives 1,320 units of heat. MM. Roux and Sarrau, of the *Dépôt Central des Poudres*, Paris, by means of calorimetric determinations, have shown that the following units of heat are produced by the detonation of—

Nitro-glycerine -	1,784 heat units.
Gun-cotton	1,123 „
Potassic picrate	840 „

which, multiplied by the mechanical equivalent per unit, gives—

Nitro-glycerine	778 metre tons per kilogramme.
Gun-cotton	489 „ „
Picrate of potash	366 „ „

Nobel's Ballistic Test.—Alfred Nobel was the first to make use of the mortar test to measure the (ballistic) power of explosives. The use of the mortar for measuring the relative power of explosives does not give very accurate results, but at the same time the information obtained is of considerable value from a practical point of view. The mortar consists of a solid cylinder of cast-iron, one end of which has been bored to a depth of 9 inches, the diameter of the bore being 4 inches. At the bottom of the bore-hole is a steel disc 3 inches thick, in which another hole has been bored 3 inches by 2 inches. The mortar (Fig. 38) itself is fitted with trunnions, and firmly fixed in a very solid wooden carriage, which is securely bolted down to the ground. The shot used should

weigh 28 lbs., and be turned accurately to fit the bore of the mortar. Down its centre is a hole through which the fuse is put.

The following is the method of making an experiment:—A piece of hard wood is turned in the lathe to exactly fit the hole in the steel disc at the bottom of the bore. This wooden cylinder itself contains a small cavity into which the explosive is put. Ten grms. is a very convenient quantity. Before placing in the mortar, a

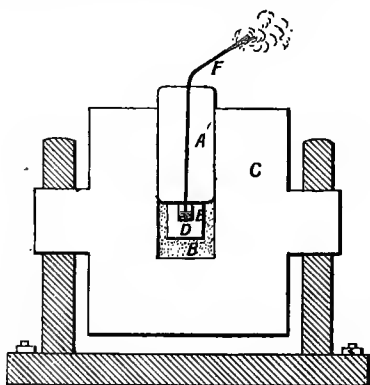


FIG. 38.—MORTAR FOR MEASURING THE BALLISTIC POWER OF EXPLOSIVES.

A, Shot; *B*, Steel Disc; *C*, Section of Mortar (Cast-Iron); *D*, Wooden Plug holding Explosive (*E*); *F*, Fuse.

hole may be made in the explosive by means of a piece of glass rod of such a size that the detonator to be used will just fit into it. After placing the wooden cylinder containing the explosive in the cavity at the bottom of the bore, the shot, slightly oiled, is allowed to fall gently down on to it. A piece of fuse about a foot long, and fitted with a detonator, is now pushed through the hole in the centre of the shot until the detonator is embedded in the explosive. The fuse is now lighted, and the distance to which the shot is thrown is carefully

measured. The range should be marked out with pegs into yards and fractions of yards, especially at the end opposite to the mortar. The mortar should be inclined at an angle of 45° . In experimenting with this apparatus, the force and direction of the wind will be found to have considerable influence.

Mr T. Johnson has recently made some ballistic tests. He used a steel mortar and a shot weighing 29 lbs., and he adopted the plan of measuring the distance to which a given charge, 5 grms., would throw the shot. He obtained the following results:—

	Range in Feet.
Blasting gelatine (90 per cent. nitro-glycerine and nitro-cellulose) - -	392
Ammonite (60 per cent. $\text{Am}(\text{NO}_3)_2$ and 10 per cent. nitro-naphthalene) -	310
Gelignite (60 per cent. nitro-gelatine and gun-cotton)	306
Roburite (AmNO_3 and chloro-nitro-benzol)	294
No. 1 dynamite (75 per cent. nitro-gelatine)	264
Stonite (68 per cent. nitro-gelatine and 32 per cent. wood-meal) - - -	253
Gun-cotton -	234
Tonite (gun-cotton and nitrates) -	223
Carbonite (25 per cent. nitro-gelatine, 40 per cent. wood-meal, and 30 per cent. nitrates)	198
Securite (KNO_3 and nitro-benzol) -	183
Gunpowder	143

Pressure or Crusher Gauge.—There are many forms of this instrument. As long ago as 1792 Count Rumford used a pressure gauge. The so-called crusher gauge was, however, first used by Captain Sir Andrew Noble in his researches on powder. Other forms are the Rodman* punch, Uchatius Eprouvette, and the crusher gauge of the English Commission on Explosives.

* Invented by General Rodman, United States Engineers.

They are all based either upon the size of an indent made upon a copper disc by a steel punch fitted to a piston, acted upon by the gases of the explosive, or upon the crushing or flattening of copper or lead cylinders.

Berthelot uses a cylinder of copper, as also did the English Commission, but in the simpler form of apparatus mostly used by manufacturers lead cylinders are used. This form of apparatus (Fig. 39) consists of a base of iron to which four uprights *a* are fixed, set round the circumference of a 4-inch circle; the lead plug rests upon the steel base let into the solid iron block. A ring *c* holds the uprights *d* together at the top. The piston *b*, which rests upon the lead plug, is a cylinder of tempered steel 4 inches in diameter and 5 inches in length;

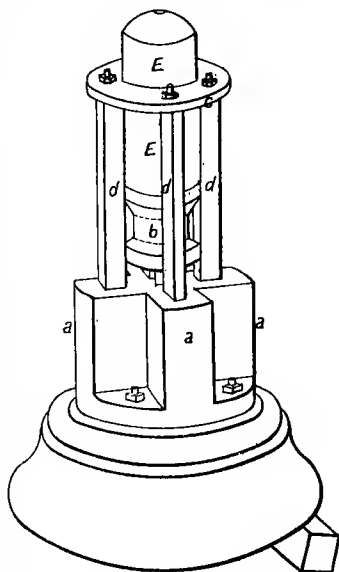


FIG. 39*a*.—PRESSURE GAUGE.

ring *c* holds the uprights *d* together at the top. The piston *b*, which rests upon the lead plug, is a cylinder of tempered steel 4 inches in diameter and 5 inches in length;

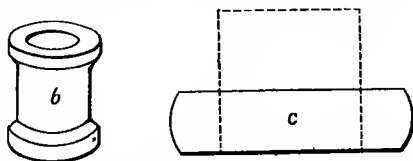


FIG. 39*b*.—*b*, STEEL PUNCH; *c*, LEAD CYLINDER FOR USE WITH PRESSURE GAUGE.

it is turned away at the sides to lighten it as much as possible. It should move freely between the uprights

d. In the top of this cylinder is a cavity to hold the charge of explosive. The weight of this piston is $12\frac{1}{4}$ lbs. The shot *e* is of tempered steel, and 4 inches in diameter and 10 inches in length, and weighs $34\frac{1}{2}$ lbs. It is bored through its axis to receive a capped fuse.

The instrument is used in the following manner:— A plug of lead 1 inch long and 1 inch in diameter, and of a cylindrical form, is placed upon the steel plate between the uprights *a*, the piston placed upon it, the carefully weighed explosive placed in the cavity, and the shot lowered gently upon the piston. A piece of fuse, with a detonator fixed at one end, is then pushed through the hole in the shot until it reaches the explosive contained in the cavity in the piston. The fuse is lighted. When the charge is exploded, the shot is thrown out, and the lead cylinder is more or less compressed. The lead plugs must be of a uniform density and homogeneous structure, and should be cut from lead rods that have been drawn, and not cast separately from small masses of metal.

The strength of the explosive is proportional to the work performed in reducing the height of the lead (or copper) plug, and to get an expression for the work done it is necessary to find the number of foot-pounds (or kilogrammetres) required to produce the different amounts of compression. This is done by submitting exactly similar cylinders

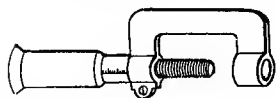


FIG. 40.—MICROMETER CALIPERS FOR MEASURING DIAMETER OF LEAD CYLINDERS.

of lead to a crushing under weights acting without initial velocity, and measuring the reduced heights of the cylinders; from these results a table is constructed establishing empirical relations between the reduced heights and the corresponding weights; the cylinders are

measured both before and after insertion in the pressure gauge by means of an instrument known as the micrometer calipers (Fig. 40).*

The Use of Lead Cylinders.—The method of using lead cylinders to test the strength of an explosive is a very simple affair, and is conducted as follows:—A solid cast lead cylinder, of any convenient size, is bored down the centre for some inches, generally until the bore-hole reaches to about the centre of the block. The volume of this hole is then accurately measured by pouring water into it from a graduated measure, and its capacity in cubic centimetres noted. The bore-hole is then emptied and dried, and a weighed quantity (say 10 grms.) of the explosive pressed well down to the bottom of the hole. A hole is then made in the explosive (if dynamite) with a piece of clean and rounded glass rod, large enough to take the detonator. A piece of fuse, fitted with a detonator, is then inserted into the explosive and lighted. After the explosion a large pear-shaped

* An instrument called a "Foot-pounds Machine" has been invented by Lieut. Quinan, U.S. Army. It consists of three boards, connected so as to form a slide 16 feet high, in which a weight (the shot of the pressure gauge) can fall freely. One of the boards is graduated into feet and half feet. The horizontal board at the bottom, upon which the others are nailed, rests upon a heavy post set deep in the ground, upon which is placed the piston of the gauge, which in this case serves as an anvil on which to place the lead cylinders. The shot is raised by means of a pulley, fixed at the top of the structure, to any desired height, and let go by releasing the clutch that holds it. The difference between the original length and the reduced length gives the compression caused by the blow of the shot in falling, and gives the value in foot-pounds required to produce the different amounts of compression. (Vide *Jour. U.S. Naval Inst.*, 1892.)

cavity will be found to have been formed, the volume of which is then measured in the same way as before.

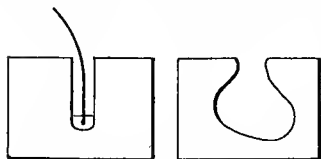


FIG. 41.—LEAD CYLINDERS BEFORE AND AFTER USE.

The results thus obtained are only relative, but are of considerable value for comparing dynamites among themselves (or gun-cottons). Experiments in lead cylinders gave the relative values for nitro-glycerine 1.4, blasting gelatine 1.4, and dynamite 1.0. (Fig. 41 shows sections of lead cylinders before and after use.)

Noble's Pressure Gauge.—The original explosive vessels used by Captain Sir A. Noble in his first experiments were practically exactly similar to those that he now employs, which consist of a steel barrel A (Fig. 42),

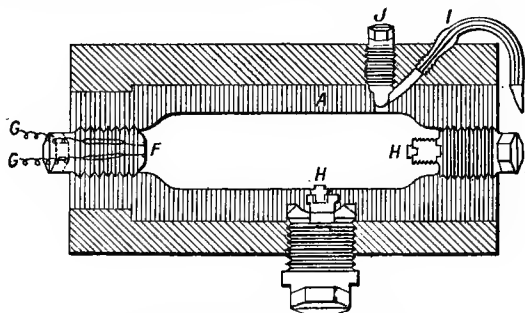


FIG. 42.—NOBLE'S PRESSURE GAUGE.

open at both ends, which are closed by carefully fitted screw plugs, furnished with steel gas checks to prevent any escape past the screw. The action of the gas checks is exactly the same as the leathers used in hydraulic presses. The pressure of the gas acting on both sides of the annular space presses these sides firmly against the

cylinder and against the plug, and so effectually prevents any escape. In the firing plug F is a conical hole closed by a cone fitting with great exactness, which, when the vessel is prepared for firing, is covered with fine tissue paper to act as an insulator. The two firing wires G G, one in the insulated cone, the other in the firing plug, are connected by a very fine platinum wire passing through a glass tube filled with meal powder. The wire becomes red-hot when connection is made with a Leclanché battery, and the charge which has previously been inserted into the vessel is fired. The crusher plug is fitted with a crusher gauge H for determining the pressure of the gases at the moment of explosion, and in addition there is frequently a second crusher gauge apparatus screwed into the cylinder. When it is desired to allow the gases to escape for examination, the screw J is slightly withdrawn. The gases then pass into the passage I, and can be led to suitable apparatus in which their volume can be measured, or in which they can be sealed for subsequent chemical analysis.

The greatest care must be exercised in carrying out experiments with this apparatus; it is particularly necessary to be sure that all the joints are perfectly tight before exploding the charge. Should this not be the case, the gases upon their generation will cut their way out, or completely blow out the part improperly secured, in either case destroying the apparatus. The effect produced upon the apparatus when the gas has escaped by cutting a passage for itself is very curious. The surface of the metal where the escape occurred presents the appearance of having been washed away in a state of fusion by the rush of the highly heated products.

The Pressure Gauge.—The pressure is found by

the use of a little instrument known as the pressure gauge, which consists of a small chamber formed of steel, inside of which is a copper cylinder, and the entrance being closed by a screw gland, in which a piston, having a definite sectional area, works. There is a gas check *E* (Fig. 43) placed in the gland, and over the piston, which prevents the admission of gas to the chamber. When it is desired to find the pressure in the chamber of a gun, one or more of these crushers are made up with or inserted at the extreme rear end of the cartridge, in order to avoid their being blown out of the gun when fired. This, however, often takes place, in which case the gauges are usually found a few yards in

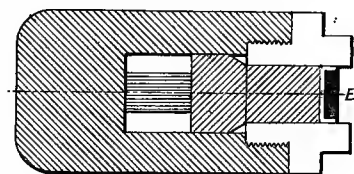


FIG. 43.—CRUSHER GAUGE. *E*, GAS CHECK.

front of the muzzle. The copper cylinders which register the pressure are made 0.5 inch long from specially selected copper, the diameters being regulated to give a sectional area of either $\frac{1}{12}$ or $\frac{1}{24}$ square inch.

Hollow copper cylinders are manufactured with reduced sectional areas for measuring very small pressures. It has been found that these copper cylinders are compressed to definite lengths for certain pressures with remarkable uniformity. Thus a copper cylinder having a sectional area of $\frac{1}{12}$ square inch, and originally $\frac{1}{2}$ inch long, is crushed to a length of 0.42 inch by a pressure of 10 tons per square inch. By subsequently applying a pressure of 12 tons per square inch the cylinder is

reduced to a length of 0.393 inch. Before using the cylinders, whether for experimenting with closed vessels or with guns, it is advisable to first crush them by a pressure a little under that expected in the experiment. Captain Sir A. Noble used in his experiments a modification of Rodman's gauge. (Ordnance Dept., U.S.A., 1861.)

By Calculation.—To calculate the pressure developed by the explosion of dynamite in a bore-hole 3 centimetres in diameter, charged with 1 kilogramme of 75 per cent. dynamite, Messrs Vieille and Sarrau employ the following formula :—

$$P = \frac{V_0 \left(1 + \frac{Q}{273 \cdot c} \right)}{V - v}.$$

Where V_0 = the volume (reduced to 0° and 760 mm.) of the gases produced by a unit of weight of the explosive ; Q the number of calories disengaged by a unit of weight of the explosive ; c equals the specific heat at constant volume of the gases ; V the volume in cubic centimetres of a unit of weight of the explosive ; v the volume occupied by the inert materials of the explosive. The volume of gas produced by the explosion of 1 kilogramme of nitro-glycerine (at 0° and 760 mm.) is 467 litres.

V_0 will therefore equal $0.75 \times 467 = 350.25$.

The specific heat c is, according to Sarrau, .220 (c) ; and according to Bunsen, 1 kilogramme of dynamite No. 1 disengages 1,290 (Q) calories. The density of dynamite is equal to 1.5, therefore

$$V = \frac{1}{1.5} = .666.$$

R

TABLE OF RESULTS OBTAINED BY LIEUT. W. W. WATKINS, OF THE ARTILLERY, U.S.A., WITH QUINAN'S PRESSURE GAUGE. Nitro-glycerine being taken as 100. (From *U.S. Naval Inst. Jour.*)

Name of Explosive.	Compression of Lead Cylinder.		Order of Strength.
	Inch.		
Explosive gelatine	-	-	106.17
Hellhoffite	-	-	106.17
Nitro-glycerine	-	-	100.00
Nobel's smokeless powder	-	-	92.38
Nitro-glycerine	-	-	92.37
Gun-cotton	-	-	83.12
Gun-cotton	-	-	83.12
Nitro-glycerine	-	-	81.85
Gun-cotton	-	-	81.31
Dynamite No. 1	-	-	81.31
Dynamite de Traul	-	-	79.31
Emmensite	-	-	77.86
Amide powder	-	-	69.87
Oxonite	-	-	69.51
Tonite	-	-	68.24
Bellite	-	-	65.70
Rack-a-rock	-	-	61.71
Atlas powder	-	-	60.43
Ammonia dynamite	-	-	60.25
Volney's powder No. 1	-	-	58.44
" No. 2	-	-	53.18
Melinite	-	-	50.82
Silver fulminate	-	-	50.27
Mercury "	-	-	49.91
Mortar powder	-	-	28.13

Standard, N.G.

U.S. naval torpedo gun-cotton.
Stowmarket.
Vouges, N.G.

G.C. 52.5 % and Ba(NO₃)₂ 47.5 %.

} Nitrated naphthalene.

Picric acid 70 % and sol. nitro-cotton 30 %.

If we take the volume of the kieselguhr as .1, we find from above formula that

$$P = \frac{350 \left(1 + \frac{1290}{273 \times .222} \right)}{.666 - .1} = 13,900 \text{ atmospheres,}$$

which is equal to 14,317 kilogrammes per square centimetre. The pressure developed by 1 kilogramme of pure nitro-glycerine equals 18,533 atmospheres, equals 19,151 kilogrammes. Applying this formula to gun-cotton, and taking after Berthelot, $Q = 1075$, and after Vieille and Sarrau, $V_0 = 671$ litres, and c as .2314, and the density of the nitro-cellulose as 1.5, we have ($V = 0$)

$$P = \frac{671 \left(1 + \frac{1075}{273 \times .2314} \right)}{.666} = 18,135 \text{ atmospheres.}$$

To convert this into pressure of kilogrammes per square centimetre, it is necessary to multiply it by the weight of a column of mercury 0.760 m. high, and 1 square centimetre in section, which is equal to increasing it by $\frac{1}{30}$. It thus becomes

$$P^k = P \left(1 + \frac{1}{30} \right).$$

$$P^k = 18,135 \times 1.033 = 18,733 \text{ kilogrammes.}$$

The following tables, taken from Messrs William Macnab's and E. Ristori's paper (*Proc. Roy. Soc.*, 56, 8-19), "Researches on Modern Explosives," are very interesting. They record the results of a large number of experiments made to determine the amount of heat evolved, and the quantity and composition of the gases produced when certain explosives and various smokeless powders were fired in a closed vessel from which the air had been previously exhausted. The explosions were carried out in a "calorimetric bomb" of Berthelot's pattern.*

* For description of "bomb," see "Explosives and their Power," Berthelot, trans. by Hake and Macnab, p. 150. (Murray.)

TABLE SHOWING QUANTITY OF HEAT AND VOLUME AND ANALYSIS OF GAS DEVELOPED PER GRAMME WITH DIFFERENT SPORTING AND MILITARY SMOKELESS POWDERS NOW IN USE.

Name of Explosive.	Calories per grm.	Permanent Gases.	Aqueous Vapour.	Total Volume of Gas at 0° and 760 mm.	Percentage Composition of Permanent Gases.					Co-efficient of Potential Energy.
					CO ₂ .	CO.	CH ₄ .	H.	N.	
E.C. powder, English	800	420	154	574	22.9	40.6	0.5	15.5	20.5	459
S.S. powder,	799	584	150	734	18.2	45.4	0.7	20.0	15.7	586
Troisdorf, German	943	700	195	895	18.7	47.9	0.8	17.4	15.2	844
Rifeite, English	864	766	159	925	14.2	50.1	0.3	20.5	14.9	799
B.N., French	833	738	168	906	13.2	53.1	0.7	19.4	13.6	755
Cordite, English	1253	647	235	882	24.9	40.3	0.7	14.8	19.3	1105
Ballistite, German	1291	591	231	822	33.1	35.4	0.5	10.1	20.9	1061
Ballistite, Italian and Spanish	1317	581	245	826	35.1	32.6	0.3	9.0	22.2	1088

The figures in column headed "Co-efficient of Potential Energy" serve as a measure of comparison of the power of the explosives, and are the products of the number of calories by the volume of gas, the last three figures being suppressed in order to simplify the results.

The amounts of water found were calculated for comparison as volumes of H₂O gas at 0° and 760 mm.

E.C. powder consists principally of nitro-cellulose mixed with barium nitrate and a small proportion of camphor.

S.S. of nitro-lignine mixed with barium nitrate and nitro-benzene.

Troisdorf powder is gelatinised nitro-cellulose ; rifeite gelatinised nitro-cellulose and nitro-benzene.

Cordite contains 58 per cent. nitro-glycerine, 37 per cent. gun-cotton, and 5 per cent. vaseline.

Ballistite (Italian) consists of equal parts nitro-cellulose and nitro-glycerine, and $\frac{1}{2}$ per cent. of aniline. The German contains a higher percentage of nitro-cellulose.

TABLE SHOWING THE HEAT DEVELOPED BY EXPLOSIVES CONTAINING NITRO-GLYCERINE AND NITRO-CELLULOSE IN DIFFERENT PROPORTIONS.

Composition of Explosive.		Calories per cent.	
Nitro-cellulose (N = 13.3 per cent.)		Nitro-glycerine.	
100 per cent. dry pulp -	0		1061
100 " gelatinised	0		922
90 " -	10 per cent.		1044
80 " -	20 "		1159
70 " -	30 "		1267
60 " -	40 "		1347
50 " -	50 "		1410
40 " -	60 "		1467
0 " -	100 "		1652
Nitro-cellulose (N = 12.24 per cent.)		Nitro-glycerine.	
80 per cent.	20 per cent.		1062
60 "	40 "		1288
50 "	50 "		1349
40 "	60 "		1405
Nitro-cellulose (N = 13.3 per cent.)		Nitro-glycerine.	
55 per cent.	40 per cent.	Vaseline.	
35 "	60 "	5 per cent.	1134
		5 "	1280

Composition of some of the Explosives in Common Use.

Ordinary Dynamite.		Hercules Powders.	
Nitro-Glycerine	75 per cent.	Nitro-Glycerine	75 to 40 p. ct.
Kieselguhr -	25 "	Sugar	1 " 15.66 "
Atlas Powders.		Chlorate of	
Sodium Nitrate	2.0 p. ct.	Potash	1.05 " 3.34 "
Nitro-Glycerine	75.0 "	Nitrate of	
Wood-Pulp -	21.0 "	Potash	2.10 " 31.00 "
Magnesium Carbonate	2.0 "	Carbonate of	
Dualine.		Magnesia	20.85 " 10.00 "
Nitro-Glycerine	50 per cent.	Carbo-Dynamite.	
Sawdust	30 "	Nitro-Glycerine	90 per cent.
Nitrate of Potash	20 "	Charcoal	10 "
Vulcan Powder.		Giant Powder.	
Nitro-Glycerine	30 per cent.	Nitro-Glycerine	40 per cent.
Nitrate of Soda	52.5 "	Sodium Nitrate	40 "
Sulphur	7.0 "	Rosin	6 "
Charcoal	10.5 "	Sulphur	6 "
Vigorite.		Guhr	8 "
Nitro-Glycerine	30 per cent.	Dynamite de Trauzel.	
Nitrate of Soda -	60 "	Nitro-Glycerine	75 parts.
Charcoal	5 "	Gun-Cotton	25 "
Sawdust	5 "	Charcoal	2 "
Rendrock.		Rhenish Dynamite.	
Nitrate of Potash	40 per cent.	Solution of N.G. in	
Nitro-Glycerine	40 "	Naphthalene	75 per cent.
Wood-Pulp -	13 "	Chalk, or Barium	
Paraffin or Pitch -	7 "	Sulphate -	2 "
Ammonia Nitrate Powder.		Kieselguhr	23 "
Ammonia Nitrate	80 per cent.	Ammonia Dynamite.	
Potassium Chlorate	5 "	Ammonia Nitrate	75 parts.
Nitro-Glucose -	10 "	Paraffin	4 "
Coal Tar	5 "	Charcoal	3 "
		Nitro-Glycerine	18 "

Blasting Gelatine.

Nitro-Glycerine	93 per cent.
Nitro-Cotton	3 to 7 "

Gelatine Dynamite.

Nitro-Glycerine	71 per cent.
Nitro-Cotton	6 "
Wood-Pulp -	5 "
Potassium Nitrate	18 "

Gelignite.

Nitro-Glycerine	60 to 61 p. ct.
Nitro-Cotton	4 " 5 "
Wood-Pulp	9 " 7 "
Potassium Nitrate	27 "

Forcite.

Nitro-Glycerine	49 per cent.
Nitro-Cotton	1.0 "
Sulphur	1.5 "
Tar	10.0 "
Sodium Nitrate	38.0 "
Wood-Pulp -	5 "
(The N.-G., &c., varies.)	

Cordite.

Nitro-Glycerine	58 per cent.
Nitro-Cotton	37 "
Vaseline	5 "

Tonite No. 1.

Gun-Cotton	50 per cent.
Barium Nitrate	50 "

Tonite No. 2.

Contains Charcoal also.

Tonite No. 3.

Gun-Cotton	- 18 to 20 p. ct.
Ba(NO ₃) ₂	- 72 " 67 "
Di-nitro-Benzol	- 10 " 13 "

Carbonite.

Nitro-Glycerine	17.76 p. ct.
Nitro-Benzene -	1.70 "
Soda -	0.42 "
KNO ₃	34.22 "
Ba(NO ₃) ₂	9.71 "
Cellulose -	1.55 "
Cane Sugar-	34.27 "
Moisture -	0.36 "
	<hr/>
	99.99 "

Roburite.

Ammonium Nitrate	86 p. ct.
Chloro-di-nitro-Benzol	14 "

Faversham Powder.

Ammonium Nitrate	85 p. ct.
Di-nitro-Benzol	10 "
Trench's Flame-extinguishing Compound -	5 "

Favierite No. 1.

Ammonium Nitrate	88 p. ct.
Di-nitro-Naphthalene	12 "

Favierite No. 2.

No. 1 Powder	90 p. ct.
Ammon. Chloride	10 "

Bellite.

Ammonium Nitrate	5 parts.
Meta-di-nitro-Benzole	1 "

Petrofacteur.

Nitro-Benzene	10 p. ct.
Chlorate of Potash	67 "
Nitrate of Potash	20 "
Sulphide of Antimony	3 "

Securite.

Mixtures of	
Meta-di-nitro-Benzol	26 p. ct.
and	
Nitrate of Ammonia	74 „

Rack-a-Rock.

Potassium Chlorate	79 parts.
Mono-nitro-Benzene	21 „

Oxonite.

Nitric Acid (sp. gr. 1.5)	54 parts.
Picric Acid	46 „

Emmensite.

Emmens Acid	5 parts.
Ammonium Nitrate	5 „
Picric Acid	6 „

Brugère Powder.

Ammonium Picrate	54 p. ct.
Nitrate of Potash	46 „

Designolle's Torpedo Powders.

Potassium Picrate	55 to 50 p. ct.
Nitrate of Potash	45 „ 50 „

INDEX.



A BEL'S, Sir Frederick, method of manufacturing gun-cotton, 77.
Abel's heat test, 235.
Acid mixture for nitrating nitroglycerine, 22, 25.
Air pressure in nitrator, 29.
Allan's scheme for analysis of explosives, 202.
Amberite, 184.
Ammonite, 148.
Analysis of explosives, 192.
 acetone, 201.
 blasting gelatine, 194.
 cordite, 200.
 celluloid, 218.
 dynamite, 192.
 forcite, 195.
 fulminate, 227.
 glycerine, 221.
 gun-cotton, 203.
 nitric acid, 23.
 picric acid, 219.
 tonite, 199.
 waste acids, 226.
Armstrong on the constitution of the fulminates, 156.
Atlas powder, 51.

B ALLISTITE, 171.
 Beater or Hollander for pulping gun-cotton, 85.
Bedson, Prof., on roburite explosion gases, 139.
Bellite, 143.
Benzene, explosives derived from, 130.
Benzene, mono-nitro and di-nitrobenzene, 133.
Berntsen summary of nitrobenzenes, 131.
Blasting gelatine, 51.
Blasting charge, preparation of, 163.
B.N. powder, 185.
Brown on wet gun-cotton, 76.
Bucknill's resistance coil, 14.

C ANNONITE, 181.
 Cellulose, 2, 67.
Celluloid manufacture, 109.
 analysis, 218.
 uses of, 106, 107.
 Field's papers on, 110.
 fibre for, 110.
 nitration of fibre, &c., 112.
 formula of, 77.

- Champion and Pellet's method of determining nitrogen, 211.
- Chenel's modification of Kjeldahl's method, 216.
- Collodion-cotton, 94.
- Compressing gun-cotton, 88.
- Composition of waste acids from nitro-glycerine, 38.
- Composition of some common explosives, 261.
- Conduits for nitro-glycerine, 7.
- Coopaal powder, 5, 184.
- Cordite manufacture, 64, 166. . analysis, 200.
- Cross and Bevan on nitro-jute, 5, 125.
- Crusher gauge, 250.
- Cundill, Colonel, classification of dynamites, 43.
- D**ANGER area, 6.
- Dangers in the manufacture of gun-cotton, 101.
- Definition of explosives in Order of Council (Explosives Act), 1.
- Determination of N_2O_4 in nitric acid, 23.
- Determination of strength of H_2SO_4 , 24.
- Determination of relative strength of explosives, 246.
- Detonators, 159.
- Di-nitro-toluene, 137.
- Dipping cotton in manufacture of gun-cotton, 80.
- Divers and Kawakita on the fulminates, 156.
- Dixon, Prof. H. B., on roborite explosions, 138.
- Drying house for gun-cotton, 54, 78.
- Dynamite, efficiency of, 50.
frozen dynamite, 48.
gelatine dynamite, 51, 237.
properties of kieselguhr dynamite, 48.
Reid & Borland's carbo-dynamite, 50.
Rhenish dynamite, 51.
various kinds of, 51.
- E**. C. powder, 174.
- Emmensite, 190.
- Equation of formation of nitro-glycerine, 17.
- Equation of formation of nitro-cellulose, 70.
- Exploders, electric, 164.
- Explosion gases of dynamite, 21.
nitro-glycerine, 20.
gun-cotton, 75.
roborite, 138.
- Exudation test gelatines, 241.
- F**IELD on celluloid, 110.
- Firing-point of explosives, 232.
- Filtering nitro-glycerine, 34.
- Flameless explosives, 104, 144, 148.
- Formation of white matter in the nitration of N.G., 36.
- Forcite, 51.
- Free fatty acid in glycerine, 36, 223.
- Freeing nitric acid from N_2O_4 , 24.
- French Commission on Ammonium Nitrate, 142.

Fulminates constitution, 156.
 Fulminate of mercury, 159, 227.
 Fuses, various kinds of, 163.

GASES formed by the decomposition of nitro-glycerine, 20.
 Gelatine explosives, analysis of, 194.
 Glycerine, analysis of, 221, 226.
 formula of, 17.
 nitration of, 22.
 Greiner's powder, 185.
 Gun-cotton, analysis of, 203, 239.
 boiling, 84.
 complete series of, 74.
 compressing, moulding, and packing, 88-91, 92.
 dipping and steeping the cotton, 80.
 drying the cotton, 79.
 granulation of, 93.
 manufacture of, 77.
 Abel's method, 77.
 Stowmarket, 77.
 Waltham Abbey, 89.
 products of decomposition of, 75.
 properties of, 74.
 pulping, 84.
 washing, 83.
 as a mining explosive, 76.
 Guttman's nitric acid plant, 41.

HANDY'S method for determining moisture in dynamite, 192.
 Hannah, Dr N., on roburite explosion gases, 138.
 Heat test, Abel, 235.

Horsley's apparatus, 233.
 Hydro-extractors for wringing out gun-cotton, 82.

IMPURITIES in commercial glycerine, 36, 224.
 Impurities in fulminate, 159.
 nitro-glycerine, 35.
 picric acid, 219.

J. B. powder, 175.

KETONES as solvents for pyroxylene, 118.
 Kieselguhr dynamite, 43, 192.
 Kinetite, 144.
 Kjeldahl method of determining nitrogen, 215.

LE BOUCHET, manufacture of gun-cotton at, 93.
 Lead cylinders for testing strength of explosives, 253.
 Lenk's improvements in gun-cotton manufacture, 69.
 Lewes on the pressure of cordite, 170.
 Leibert's treatment of nitro-glycerine, 30.
 Lightning conductors for dangerous buildings, 10.
 Liquefaction test for gelatine, 240.
 Lodge on lightning conductors, 9.
 Lungé's nitrometer, 207.

- M**ANUFACTURE of gun-cotton, 77.
- Manufacture of nitro-glycerine, 22.
 cordite, 64.
 roburite, 140.
 fulminates, 158.
 tonite, 98.
 di-nitro-benzene, 136.
 nitro-starch, 120.
 celluloid, 110.
- Majendie (Col. Sir V. D.), report on a picric acid explosion, 152.
- Maximite, 185.
- Maxim's detonator mixture, 162.
- M'Roberts' mixing machine, 58.
- Mechanical equivalent of explosives, 247.
- Melinite, 154, 189.
- Moulding gun-cotton, 91.
- Mounds for protection of danger buildings, 6.
- Mortar for ballistic tests, 249.
- Mowbray on use of compressed air, 16.
- Mühlhäusen on nitro-starch, 4, 5, 120.
- N**ITRO-GLYCERINE, analysis of, 209.
- Nitro-glycerine properties, 19.
 nitration, 22.
 separation, 32.
 washing, 34.
 uses of, 38.
 manufacture of, 22.
- Nitro-benzene, properties and manufacture of, 132, 137.
- Nitro-cellulose, 2, 67, 70, 203.
- Nitro-jute, 5, 125.
- Nitro-mannite, 4, 127.
- Nitro-naphthalene, 147.
- Nitro-starch, 4, 5, 120.
- Nitro-toluene, 131, 132, 145.
- Nitrated gun-cotton, 97.
- Nitrogen, determination of, Lungé method, 206.
 Champion and Pellet's, 211.
 Schultze-Tieman, 212.
 Kjeldahl-Chenel's, 215.
 percentages of in various explosives, 218.
- Nitrometers, Lungé, Horn's, &c., 206, 210.
- Nobel's ballistic test, 248.
- Noble's pressure gauge, 254.
 experiments on cordite, 169.
- Normal powder, 187.
- O**LEIC acid in glycerine, 224.
 Orsman on roburite, 141.
- Oxonite, 150.
- Oxy-cellulose, 119.
- P**ACKING gun-cotton, 92.
 dynamite, 47.
- Page's regulator, 241.
- Percentage composition of nitro-glycerine, 21.
- Perkin on magnetic rotation of nitro-glycerine, 21.
- Phenol, tri-nitro-phenol, 150.
- Picric acid, 150, 219.
 powders, 154, 189.
- Picrates, 154, 220.
- Position of the NO₂ group in nitro-explosives, 2, 3, 17.
- Prentice's nitric acid plant, 41.
- Pressure gauge, 250.
- Primers of gun-cotton, 164.

Properties of dynamite, 49.
 gelatine compounds, 62.
 Pulping gun-cotton, 85.
 Pyroxyline for celluloid, 112. 107
 solvents for, 118.

QUINAN'S foot-pound machine
 253.

REWORKED gun-cotton, 92.
 Rhenish dynamite, 51.
 Rifleite properties, 177.
 Bisley results with, 178.
 Roburite, properties and manufac-
 ture of, 137.
 Bedson's report on, 139.
 Orsman on gases produced by
 explosion of, 142.
 Romit, 148.

SARRAU and Vieille, gases ob-
 tained from ignition of dyna-
 mite, 21.
 Schultze's powder, 173.
 Schultze-Tieman method of deter-
 mining nitrogen, 212.
 Securite, 144.
 Separation of nitro-glycerine from
 mixed acids, 32.
 Silver test for glycerine, 221.
 Smokeless powders, 165.
 Snyder's powder, 188.
 Sobrero discovered nitro-glycerine,
 15.
 Sodium nitrate, analysis of, 227.

Soluble and insoluble nitro-cellu-
 lose, 73.
 Solvents for soluble gun-cotton,
 72, 118.
 Solubility test for gun-cotton, 203.
 Specific gravity of explosives, 244.
 Sprengel's explosives, 149.
 Stowmarket, manufacture of gun-
 cotton at, 77.
 Sulphuric acid, determination of
 strength of, 24.

TEMPERATURE of nitration
 of nitro-glycerine, 29.
 Toluene, 130.
 Tonite, 98, 145.
 analysis of, 199.
 fumes from, 100.
 Trench's fire-extinguishing com-
 pound, 104.
 Trebouillet and De Besancele on
 celluloid manufacture, 108.
 Tri-nitro-toluene, 145.
 Tri-nitro-phenol, 150.
 Tri-nitro-glycerine, 2, 15.
 Troisdorf powder, 185.
 Turpin's melinite, 154, 189.


USES of celluloid, 107, 119.
 collodion-cotton, 106.

VASELINE, 201.
 Vielle poudre, 176.
 Von Foster's powder, 185.
 Vouges and Boutnny's nitro-gly-
 cerine process, 16.

- W**ALSRODE powder, 183.
 Waltham Abbey, manufacture of gun-cotton at, 89.
 Waltham Abbey, manufacture of cordite at, 64, 166.
 Walke's pressure gauge results, 258.
 War Office experiments with cordite, 168.
 Washing gun-cotton, 84.
 nitro-glycerine, 34.
 Waste acids from nitro-glycerine, 39, 226.
- Werner & Pfeleiderer's mixing machine, 57, 65.
 Whirling out the acids from gun-cotton, 83.
- X**YLONITE Company's process, 112.
- Z**ENGER'S lightning conductors, 11.

THE "UNIVERSAL" Kneading, Mixing, & Incorporating Machines,

FOR
Cordite, Roburite, Smokeless and Flameless
Gunpowders, Dynamite, &c.



WERNER, PFLEIDERER, & PERKINS LTD.,

Contractors to the Governments of the Chief Powers.


Offices and Show Rooms: 117 QUEEN VICTORIA ST., LONDON, E.C.

Works: 43 REGENT SQUARE, GRAY'S INN ROAD, LONDON, W.C.

Telegrams—"KNEADINGLY, LONDON."

MANLOVE, ALLIOTT, & CO. Limited,
Engineers,
NOTTINGHAM.

MANCHESTER. LONDON. GLASGOW.



MAKERS OF
HYDRO-EXTRACTORS


FOR
**Explosives and other
 Acid Goods,**

AS USED BY

The Cotton Powder Company Limited.
 The New Explosives Company Limited.
 The Royal Gunpowder Factory, Waltham Abbey.
 Nobel's Explosives Company Limited,
 AND MANY OTHERS.

Telegraphic Address—

“MANLOVES, NOTTINGHAM.”



MANLOVE ALLIOTT & CO. LTD. ENGINEERS, NOTTINGHAM.

NEW AND STANDARD WORKS
ON
MINING AND METALLURGY.

PUBLISHED BY
CROSBY LOCKWOOD & SON,
7 STATIONERS' HALL COURT, LONDON, E.C.

THE COLLIERY MANAGER'S HANDBOOK: A Comprehensive Treatise on the Laying-Out and Working of Collieries, Designed as a Book of Reference for Colliery Managers, and for the use of Coal-Mining Students Preparing for First-Class Certificates. By CALEB PAMELY, Mining Engineer and Surveyor; Memb. N.E. Inst. Mining Engineers. Third Edition, Enlarged, with 700 Illustrations. Medium 8vo, 900 pages. £1. 5s. cloth.

"Mr Pameley's work is eminently suited to its purpose, being clear, interesting, exhaustive, rich in detail, and giving descriptions of the latest machines in every department. . . . A mining engineer could scarcely go wrong who followed this work."—*Colliery Guardian*.

"Contains a great deal of information which managers and students will find of use to them. The excellent index will enable them to lay their hands at once on any part they desire to consult."—*Nature*.

"This is the most complete 'all-round' work on coal-mining published in the English language. . . . No library of coal-mining books is complete without it."—*Colliery Engineer* (Scranton, Pa., U.S.).

NOTES AND FORMULÆ FOR MINING STUDENTS. By JOHN HERMAN MERIVALE, M.A., Certificated Colliery Manager, and Professor of Mining in the Durham College of Science, Newcastle-upon-Tyne. Third Edition, Revised, Small Crown 8vo. 2s. 6d. cloth.

"Invaluable to any one who is working up for an examination on mining subjects."—*Iron and Coal Trades Review*.

"A vast amount of technical matter of the utmost value to mining engineers."—*Schoolmaster*.

MACHINERY FOR METALLIFEROUS MINES: A Practical Treatise for Mining Engineers, Metallurgists, and Managers of Mines. By E. HENRY DAVIES, M.E., F.G.S. Crown 8vo, 580 pp., with upwards of 300 Illustrations. 12s. 6d. cloth.

"Mr Davies, in this handsome volume, has done the advanced student and the manager of mines good service. Almost every kind of machinery in actual use is carefully described, and the woodcuts and plates are good."—*Athenæum*.

A TREATISE ON METALLIFEROUS MINERALS AND MINING.

By D. C. DAVIES, F.G.S., Mining Engineer, &c., Author of "A Treatise on Slate and Slate Quarrying." Fifth Edition, thoroughly Revised and much Enlarged by his Son, E. HENRY DAVIES, M.E., F.G.S. With about 150 Illustrations. Crown 8vo, 12s. 6d. cloth.

"As a history of the present state of mining throughout the world this book has a real value, and it supplies an actual want."—*Athenaeum*.

A TREATISE ON EARTHY AND OTHER MINERALS AND MINING.

By D. C. DAVIES, F.G.S., Author of "Metalliferous Minerals," &c. Third Edition, Revised and Enlarged by his Son, E. HENRY DAVIES, M.E., F.G.S. With about 100 Illustrations. Crown 8vo, 12s. 6d. cloth.

"We do not remember to have met with any English work on mining matters that contains the same amount of information packed in equally convenient form."—*Academy*.

THE HANDLING OF DANGEROUS GOODS:

A Handbook for the use of Government and Railway Officials, Carriers, Shipowners, Insurance Companies, Manufacturers, and Users, comprising the Properties of Inflammatory, Explosive, and other Dangerous Compounds, their Storage and Transport, Official Classifications, Parliamentary Enactments, &c. By H. J. PHILLIPS, F.I.C. Crown 8vo, 370 pages, 9s. cloth.

COLLIERY WORKING AND MANAGEMENT,

comprising the Duties of a Colliery Manager, the Oversight and Arrangement of Labour and Wages, and the different Systems of Working Coal Seams. By H. F. BULMAN and R. A. S. REDMAYNE. 8vo. [*In the press.*]

A POCKET-BOOK FOR MINERS AND METALLURGISTS,

comprising Rules, Formulæ, Tables, and Notes for use in Field and Office Work. By F. DANVERS POWER, M.E., F.G.S., Fcap. 8vo, 400 pages. 9s. leather.

"Mr Power has succeeded in producing a pocket-book which certainly deserves to become the *vade mecum*."—*Mechanical World*.

THE PROSPECTOR'S HANDBOOK:

A Guide for the Prospector and Traveller in search of Minerals. By J. W. ANDERSON, M.A. (Camb.), F.R.G.S. Sixth Edition, Enlarged, Small Crown 8vo. 3s. 6d. cloth.

"Will supply a much-felt want, especially among Colonists, in whose way are so often thrown many mineralogical specimens the value of which it is difficult for any one, not a specialist, to determine."—*Engineer*.

THE MINER'S HANDBOOK:

A Handy Book of Reference on the Subjects of Mineral Deposits, Mining Operations, Ore Dressing, &c., for the use of Students and others interested in Mining Operations. Compiled by JOHN MILNE, F.R.S., Professor of Mining in the Imperial University of Japan. Fcap. 8vo, 7s. 6d. leather.

THE METALLURGY OF GOLD:

A Practical Treatise on the Metallurgical Treatment of Gold-bearing Ores. Including the Processes of Concentration, Chlorination, and Extraction by Cyanide, and the Assaying, Melting, and Refining of Gold. By M. EISSLER, Mining Engineer and Metallurgical Chemist, formerly Assistant Assayer of the U.S. Mint, San Francisco. Fourth Edition, Enlarged to 700 pages with 200 Text Illustrations and 25 Plates and Working Drawings. 8vo, 16s. cloth.

"The work is a storehouse of information and valuable data, and we strongly recommend it to all professional men engaged in the gold-mining industry."—*Mining Journal*.

THE CYANIDE PROCESS OF GOLD EXTRACTION; and its Practical Application on the Witwatersrand Gold Fields in South Africa. By M. EISSLER, M.E., Mem. Inst. Mining and Metallurgy, Author of "The Metallurgy of Gold," &c. With Diagrams and Working Drawings. Large crown 8vo, 7s. 6d. cloth.

"This book is just what was needed to acquaint mining men with the actual working of a process which is not only the most popular, but is, as a general rule, the most successful for the extraction of gold from tailings."—*Mining Journal*.

THE METALLURGY OF SILVER: A Practical Treatise on the Amalgamation, Roasting, and Lixiviation of Silver Ores. Including the Assaying, Melting, and Refining of Silver Bullion. By M. EISSLER, Author of "The Metallurgy of Gold," &c. Third Edition, with 150 Illustrations. Crown 8vo, 10s. 6d. cloth.

"A practical treatise, and a technical work which we are convinced will supply a long-felt want amongst practical men, and at the same time be of value to students and others indirectly connected with the industries."—*Mining Journal*.

THE METALLURGY OF ARGENTIFEROUS LEAD: A Practical Treatise on the Smelting of Silver-Lead Ores and the Refining of Lead Bullion. Including Reports on various Smelting Establishments and Descriptions of Modern Smelting Furnaces and Plants in Europe and America. By M. EISSLER, M.E., Author of "The Metallurgy of Gold," &c. Crown 8vo, 400 pages, with 183 Illustrations, 12s. 6d. cloth.

"The present volume fully maintains the reputation of the author. Those who wish to obtain a thorough insight into the present state of this industry cannot do better than read this volume, and all mining engineers cannot fail to find many useful hints and suggestions in it."—*Industries*.

THE IRON ORES OF GREAT BRITAIN AND IRELAND: Their Mode of Occurrence, Age and Origin, and the Methods of Searching for and Working Them. With a Notice of some of the Iron Ores of Spain. By J. D. KENDALL, F.G.S., Mining Engineer. With Plates and Illustrations. Crown 8vo, 16s. cloth.

"Mr Kendall's book is thoroughly well done. In it there are the outlines of the history of ore mining in every centre; and there is everything that we want to know as to the character of the ores of each district, their commercial value, and the cost of working them."—*Iron and Steel Trades Journal*.

INFLAMMABLE GASES: Their Detection and Estimation. By Prof. FRANK CLOWES, D.Sc. With a Chapter on the Detection of Inflammable Petroleum-Vapour. By BOVERTON REDWOOD, F.I.C. Crown 8vo.

[*In the press.*]

MINE DRAINAGE: A Practical Treatise on Direct-Acting Underground Steam Pumping Machinery. By STEPHEN MICHELL. With numerous Wood Engravings and Folding Plates. 8vo. 15s. cloth.

A HANDBOOK ON MODERN EXPLOSIVES: A Practical Treatise on the Manufacture and Application of Dynamite, Gun-Cotton, Nitro-Glycerine, and other Explosive Compounds. By M. EISSLER, M.E., Author of "The Metallurgy of Gold," &c. With about 100 Illustrations. Crown 8vo, 336 pages. 10s. 6d. cloth.

- GRANITE AND OUR GRANITE INDUSTRIES.** By GEORGE F. HARRIS, F.G.S., Membre de la Société Belge de Géologie, Lecturer on Economic Geology at the Birkbeck Institution, &c. With Illustrations. Crown 8vo, 2s. 6d. cloth.
- A TREATISE ON SLATE AND SLATE QUARRYING,** Scientific, Practical, and Commercial. By D. C. DAVIES, F.G.S. Third Edition, Revised. With Engravings and Folding Plates. 3s. 6d. cloth.
- THE MINERAL SURVEYOR AND VALUER'S COMPLETE GUIDE,** Comprising a Treatise on Improved Mining Surveying and the Valuation of Mining Properties, with new Traverse Tables. By W. LINTERN, Mining Engineer. Third Edition, with an Appendix on Magnetic and Angular Surveying. With Four Plates. 3s. 6d. cloth.
- THE RUDIMENTS OF MINERALOGY:** A Concise View of the Properties of Minerals. By A. RAMSAY, F.G.S. Third Edition, Revised. With Woodcuts and Steel Plates. 4s. cloth.
- RUDIMENTARY TREATISE ON GEOLOGY:** Physical and Historical. Partly based on Major-General PORTLOCK'S "Rudiments of Geology." By RALPH TATE, A.L.S., F.G.S., &c. 5s. cloth.
- SUBTERRANEAN SURVEYING,** with and without the Magnetic Needle. By THOMAS FENWICK, Surveyor of Mines, and THOMAS BAKER, C.E. Illustrated. 3s. cloth.
- A MANUAL OF MINING TOOLS.** For the use of Mine Managers, Agents, Students, &c. By WILLIAM MORGANS. 3s. cloth.
- ATLAS OF ENGRAVINGS** to illustrate the above, containing 235 Illustrations, drawn to scale. 4to. 4s. 6d. cloth.
- A FIRST BOOK OF MINING AND QUARRYING,** for Primary Schools and Self-Instruction. By J. H. COLLINS, F.G.S. 1s. 6d. cloth.
- THE BLOWPIPE IN CHEMISTRY, MINERALOGY, AND GEOLOGY,** containing all known Methods of Anhydrous Analysis, Working Examples, and Instructions for Making Apparatus. By W. A. ROSS, Lieut.-Col. R.A., F.G.S., &c. Illustrated. Second Edition, Revised and Enlarged. Crown 8vo. 5s. cloth.
- THE COAL AND IRON INDUSTRIES OF THE UNITED KINGDOM.** By RICHARD MEADE, Assistant Keeper of Mining Records. With Maps. 8vo. £1. 8s. cloth.

LONDON: CROSBY LOCKWOOD & SON,
7 STATIONERS' HALL COURT, E.C.

A
CATALOGUE OF BOOKS

INCLUDING NEW AND STANDARD WORKS IN
ENGINEERING: CIVIL, MECHANICAL, AND MARINE;
ELECTRICITY AND ELECTRICAL ENGINEERING;
MINING, METALLURGY; ARCHITECTURE,
BUILDING, INDUSTRIAL AND DECORATIVE ARTS;
SCIENCE, TRADE AND MANUFACTURES;
AGRICULTURE, FARMING, GARDENING;
AUCTIONEERING, VALUING AND ESTATE AGENCY;
LAW AND MISCELLANEOUS.

PUBLISHED BY
CROSBY LOCKWOOD & SON.

MECHANICAL ENGINEERING, etc.

D. K. Clark's Pocket-Book for Mechanical Engineers.
**THE MECHANICAL ENGINEER'S POCKET-BOOK OF
TABLES, FORMULÆ, RULES AND DATA.** A Handy Book of Reference
for Daily Use in Engineering Practice. By D. KINNEAR CLARK, M.Inst.C.E.,
Author of "Railway Machinery," "Tramways," &c. Second Edition, Re-
vised and Enlarged. Small 8vo, 700 pages, 9s. bound in flexible leather covers,
with rounded corners and gilt edges.

SUMMARY OF CONTENTS.

MATHEMATICAL TABLES.—MEASUREMENT OF SURFACES AND SOLIDS.—
ENGLISH WEIGHTS AND MEASURES.—FRENCH METRIC WEIGHTS AND MEASURES.—FOREIGN WEIGHTS AND MEASURES.—MONEYS.—SPECIFIC GRAVITY,
WEIGHT AND VOLUME.—MANUFACTURED METALS.—STEEL PIPES.—BOLTS AND
NUTS.—SUNDRY ARTICLES IN WROUGHT AND CAST IRON, COPPER, BRASS, LEAD,
TIN, ZINC.—STRENGTH OF MATERIALS.—STRENGTH OF TIMBER.—STRENGTH OF
CAST IRON.—STRENGTH OF WROUGHT IRON.—STRENGTH OF STEEL.—TENSILE
STRENGTH OF COPPER, LEAD, ETC.—RESISTANCE OF STONES AND OTHER BUILD-
ING MATERIALS.—RIVETED JOINTS IN BOILER PLATES.—BOILER SHELLS.—WIRE
ROPES AND HEMP ROPES.—CHAINS AND CHAIN CABLES.—FRAMING.—HARDNESS
OF METALS, ALLOYS AND STONES.—LABOUR OF ANIMALS.—MECHANICAL PRIN-
CIPLES.—GRAVITY AND FALL OF BOOIES.—ACCELERATING AND RETARDING
FORCES.—MILL GEARING, SHAFTING, ETC.—TRANSMISSION OF MOTIVE POWER.—
HEAT.—COMBUSTION: FUELS.—WARMING, VENTILATION, COOKING STOVES.—
STEAM.—STEAM ENGINES AND BOILERS.—RAILWAYS.—TRAMWAYS.—STEAM
SHIPS.—PUMPING STEAM ENGINES AND PUMPS.—COAL GAS, GAS ENGINES, ETC.—
AIR IN MOTION.—COMPRESSED AIR.—HOT AIR ENGINES.—WATER POWER.—
SPEED OF CUTTING TOOLS.—COLOURS.—ELECTRICAL ENGINEERING.

* * OPINIONS OF THE PRESS.

"Mr. Clark manifests what is an innate perception of what is likely to be useful in a pocket-
book, and he is really unrivalled in the art of condensation. Very frequently we find the informa-
tion on a given subject is supplied by giving a summary description of an experiment, and a state-
ment of the results obtained. There is a very excellent steam table, occupying five and-a-half
pages; and there are rules given for several calculations, which rules cannot be found in other
pocket-books, as, for example, that on page 497, for getting at the quantity of water in the shape
of priming in any known weight of steam. It is very difficult to hit upon any mechanical engineer-
ing subject concerning which this work supplies no information, and the excellent index at the end
adds to its utility. In one word, it is an exceedingly handy and efficient tool, possessed of which
the engineer will be saved many a wearisome calculation, or yet more wearisome hunt through
various text-books and treatises, and, as such, we can heartily recommend it to our readers,
who must not run away with the idea that Mr. Clark's Pocket-book is only Molesworth in another
form. On the contrary, each contains what is not to be found in the other; and Mr. Clark takes
more room and deals at more length with many subjects than Molesworth possibly could."
The Engineer.

"It would be found difficult to compress more matter within a similar compass, or produce a
book of 650 pages which should be more compact or convenient for pocket reference. . . .
Will be appreciated by mechanical engineers of all classes."—*Practical Engineer.*

"Just the kind of work that practical men require to have near to them."—*English Mechanic.*

MR. HUTTON'S PRACTICAL HANDBOOKS.

Handbook for Works' Managers.

THE WORKS' MANAGER'S HANDBOOK OF MODERN RULES, TABLES, AND DATA. For Engineers, Millwrights, and Boiler Makers; Tool Makers, Machinists, and Metal Workers; Iron and Brass Founders, &c. By W. S. HUTTON, Civil and Mechanical Engineer, Author of "The Practical Engineer's Handbook." Fifth Edition, carefully Revised, with Additions. In One handsome Volume, medium 8vo, price 15s. strongly bound. [Just published.]

☞ *The Author having compiled Rules and Data for his own use in a great variety of modern engineering work, and having found his notes extremely useful, decided to publish them—revised to date—believing that a practical work, suited to the DAILY REQUIREMENTS OF MODERN ENGINEERS, would be favourably received.*

In the Fourth Edition the First Section has been re-written and improved by the addition of numerous Illustrations and new matter relating to STEAM ENGINES and GAS ENGINES. The Second Section has been enlarged and Illustrated, and throughout the book a great number of emendations and alterations have been made, with the object of rendering the book more generally useful.

** OPINIONS OF THE PRESS.

"The author treats every subject from the point of view of one who has collected workshop notes for application in workshop practice, rather than from the theoretical or literary aspect. The volume contains a great deal of that kind of information which is gained only by practical experience, and is seldom written in books."—*Engineer.*

"The volume is an exceedingly useful one, brimful with engineers' notes, memoranda, and rules, and well worthy of being on every mechanical engineer's bookshelf."—*Mechanical World.*

"The information is precisely that likely to be required in practice. . . . The work forms a desirable addition to the library not only of the works' manager, but of anyone connected with general engineering."—*Mining Journal.*

"A formidable mass of facts and figures, readily accessible through an elaborate index of 'works' connected with the metal trades."—*Ryland's Iron Trades Circular.*

"Brimful of useful information, stated in a concise form, Mr. Hutton's books have met a pressing want among engineers. The book must prove extremely useful to every practical man possessing a copy."—*Practical Engineer.*

New Manual for Practical Engineers.

THE PRACTICAL ENGINEER'S HANDBOOK. Comprising a Treatise on Modern Engines and Boilers; Marine, Locomotive and Stationary. And containing a large collection of Rules and Practical Data relating to recent Practice in Designing and Constructing all kinds of Engines, Boilers, and other Engineering work. The whole constituting a comprehensive Key to the Board of Trade and other Examinations for Certificates of Competency in Modern Mechanical Engineering. By WALTER S. HUTTON, Civil and Mechanical Engineer, Author of "The Works' Manager's Handbook for Engineers," &c. With upwards of 370 Illustrations. Fourth Edition, Revised, with Additions. Medium 8vo, nearly 500 pp., price 18s. Strongly bound.

☞ *This work is designed as a companion to the Author's "WORKS' MANAGER'S HANDBOOK." It possesses many new and original features, and contains, like its predecessor, a quantity of matter not originally intended for publication, but collected by the author for his own use in the construction of a great variety of MODERN ENGINEERING WORK.*

The information is given in a condensed and concise form, and is illustrated by upwards of 370 Woodcuts; and comprises a quantity of tabulated matter of great value to all engaged in designing, constructing, or estimating for ENGINES, BOILERS, and OTHER ENGINEERING WORK.

** OPINIONS OF THE PRESS.

"We have kept it at hand for several weeks, referring to it as occasion arose, and we have not on a single occasion consulted its pages without finding the information of which we were in quest."—*Athenaeum.*

"A thoroughly good practical handbook, which no engineer can go through without learning something that will be of service to him."—*Marine Engineer.*

"An excellent book of reference for engineers, and a valuable text-book for students of engineering."—*Scotsman.*

"This valuable manual embodies the results and experience of the leading authorities on mechanical engineering."—*Building News.*

"The author has collected together a surprising quantity of rules and practical data, and has shown much judgment in the selections he has made. . . . There is no doubt that this book is one of the most useful of its kind published, and will be a very popular compendium."—*Engineer.*

"A mass of information, set down in simple language, and in such a form that it can be easily referred to at any time. The matter is uniformly good and well chosen and is greatly elucidated by the illustrations. The book will find its way on to most engineers' shelves, where it will rank as one of the most useful books of reference."—*Practical Engineer.*

"Full of useful information and should be found on the office shelf of all practical engineers."—*English Mechanic.*

MR. HUTTON'S PRACTICAL HANDBOOKS—continued.

Practical Treatise on Modern Steam-Boilers.

STEAM-BOILER CONSTRUCTION. A Practical Handbook for Engineers, Boiler-Makers, and Steam Users. Containing a large Collection of Rules and Data relating to Recent Practice in the Design, Construction, and Working of all Kinds of Stationary, Locomotive, and Marine Steam-Boilers. By WALTER S. HUTTON, Civil and Mechanical Engineer, Author of "The Works' Manager's Handbook," "The Practical Engineer's Handbook," &c. With upwards of 300 Illustrations. Second Edition. Medium 8vo, 18s. cloth.

☞ This work is issued in continuation of the Series of Handbooks written by the Author, viz:—"THE WORKS' MANAGER'S HANDBOOK" and "THE PRACTICAL ENGINEER'S HANDBOOK," which are so highly appreciated by Engineers for the practical nature of their information; and is consequently written in the same style as those works.

The Author believes that the concentration, in a convenient form for easy reference, of such a large amount of thoroughly practical information on Steam-Boilers, will be of considerable service to those for whom it is intended, and he trusts the book may be deemed worthy of as favourable a reception as has been accorded to its predecessors.

** OPINIONS OF THE PRESS.

"Every detail, both in boiler design and management, is clearly laid before the reader. The volume shows that boiler construction has been reduced to the condition of one of the most exact sciences; and such a book is of the utmost value to the *fin de siècle* Engineer and Works Manager."—*Marine Engineer*.

"There has long been room for a modern handbook on steam boilers; there is not that room now, because Mr. Hutton has filled it. It is a thoroughly practical book for those who are occupied in the construction, design, selection, or use of boilers."—*Engineer*.

"The book is of so important and comprehensive a character that it must find its way into the libraries of everyone interested in boiler using or boiler manufacture if they wish to be thoroughly informed. We strongly recommend the book for the intrinsic value of its contents."—*Machinery Market*.

"The value of this book can hardly be over-estimated. The author's rules, formulae, &c., are all very fresh, and it is impossible to turn to the work and not find what you want. No practical engineer should be without it."—*Colliery Guardian*.

Hutton's "Modernised Templeton."

THE PRACTICAL MECHANICS' WORKSHOP COMPANION. Comprising a great variety of the most useful Rules and Formulae in Mechanical Science, with numerous Tables of Practical Data and Calculated Results for Facilitating Mechanical Operations. By WILLIAM TEMPLETON, Author of "The Engineer's Practical Assistant," &c. &c. Seventeenth Edition, Revised, Modernised, and considerably Enlarged by WALTER S. HUTTON, C.E., Author of "The Works' Manager's Handbook," "The Practical Engineer's Handbook," &c. Fcap. 8vo, nearly 500 pp., with 8 Plates and upwards of 250 Illustrative Diagrams, 6s., strongly bound for workshop or pocket wear and tear.

** OPINIONS OF THE PRESS.

"In its modernised form Hutton's 'Templeton' should have a wide sale, for it contains much valuable information which the mechanic will often find of use, and not a few tables and notes which he might look for in vain in other works. This modernised edition will be appreciated by all who have learned to value the original editions of 'Templeton.'—*English Mechanic*.

"It has met with great success in the engineering workshop, as we can testify; and there are a great many men who, in a great measure, owe their rise in life to this little book."—*Building News*.

"This familiar text-book—well known to all mechanics and engineers—is of essential service to the every-day requirements of engineers, millwrights, and the various trades connected with engineering and building. The new modernised edition is worth its weight in gold."—*Building News*. (Second Notice.)

"This well-known and largely-used book contains information, brought up to date, of the sort so useful to the foreman and draughtsman. So much fresh information has been introduced as to constitute it practically a new book. It will be largely used in the office and workshop."—*Mechanical World*.

"The publishers wisely entrusted the task of revision of this popular, valuable, and useful book to Mr. Hutton, than whom a more competent man they could not have found."—*Iron*.

Templeton's Engineer's and Machinist's Assistant.
THE ENGINEER'S, MILLWRIGHT'S, and MACHINIST'S PRACTICAL ASSISTANT. A collection of Useful Tables, Rules and Data. By WILLIAM TEMPLETON. 7th Edition, with Additions. 18mo, 2s. 6d. cloth.

** OPINIONS OF THE PRESS.

"Occupies a foremost place among books of this kind. A more suitable present to an apprentice to any of the mechanical trades could not possibly be made."—*Building News*.

"A deservedly popular work. It should be in the 'drawer' of every mechanic."—*English Mechanic*.

Foley's Office Reference Book for Mechanical Engineers.

THE MECHANICAL ENGINEER'S REFERENCE BOOK, for Machine and Boiler Construction. In Two Parts. Part I. GENERAL ENGINEERING DATA. Part II. BOILER CONSTRUCTION. With 51 Plates and numerous Illustrations. By NELSON FOLEY, M.I.N.A. Second Edition, Revised throughout and much Enlarged. Folio, £3 3s. net half-bound.

SUMMARY OF CONTENTS.

[Just published.]

PART I.

MEASURES.—CIRCUMFERENCES AND AREAS, &c., SQUARES, CUBES, FOURTH POWERS.—SQUARE AND CUBE ROOTS.—SURFACE OF TUBES—RECIPROCALLS.—LOGARITHMS.—MENSURATION.—SPECIFIC GRAVITIES AND WEIGHTS.—WORK AND POWER.—HEAT.—COMBUSTION.—EXPANSION AND CONTRACTION.—EXPANSION OF GASES.—STEAM.—STATIC FORCES.—GRAVITATION AND ATTRACTION.—MOTION AND COMPUTATION OF RESULTING FORCES.—ACCUMULATED WORK.—CENTRE AND RADIUS

OF GYRATION.—MOMENT OF INERTIA.—CENTRE OF OSCILLATION.—ELECTRICITY.—STRENGTH OF MATERIALS.—ELASTICITY.—TEST SHEETS OF METALS.—FRICTION.—TRANSMISSION OF POWER.—FLOW OF LIQUIDS.—FLOW OF GASES.—AIR PUMPS, SURFACE CONDENSERS, &c.—SPEED OF STEAMSHIPS.—PROPELLERS.—CUTTING TOOLS.—FLANGES.—COPPER SHEETS AND TUBES.—SCREWS, NUTS, BOLT HEADS, &c.—VARIOUS RECIPES AND MISCELLANEOUS MATTER.

WITH DIAGRAMS FOR VALVE-GEAR, BELTING AND ROPES, DISCHARGE AND SUCTION PIPES, SCREW PROPELLERS, AND COPPER PIPES.

PART II.

TREATING OF, POWER OF BOILERS.—USEFUL RATIOS.—NOTES ON CONSTRUCTION.—CYLINDRICAL BOILER SHELLS.—CIRCULAR FURNACES.—FLAT PLATES.—STAYS.—GIRDERS.—SCREWS.—HYDRAULIC TESTS.—

RIVETING.—BOILER SETTING, CHIMNEYS, AND MOUNTINGS.—FUELS, &c.—EXAMPLES OF BOILERS AND SPEEDS OF STEAMSHIPS.—NOMINAL AND NORMAL HORSE POWER.

WITH DIAGRAMS FOR ALL BOILER CALCULATIONS AND DRAWINGS OF MANY VARIETIES OF BOILERS.

*** OPINIONS OF THE PRESS.

"The book is one which every mechanical engineer may, with advantage to himself add to his library."—*Industries*.

"Mr. Foley is well fitted to compile such a work. . . . The diagrams are a great feature of the work. . . . Regarding the whole work, it may be very fairly stated that Mr. Foley has produced a volume which will undoubtedly fulfil the desire of the author and become indispensable to all mechanical engineers."—*Marine Engineer*.

"We have carefully examined this work, and pronounce it a most excellent reference book or the use of marine engineers."—*Journal of American Society of Naval Engineers*.

"A veritable monument of industry on the part of Mr. Foley, who has succeeded in producing what is simply invaluable to the engineering profession."—*Steamship*.

Coal and Speed Tables.

A POCKET BOOK OF COAL AND SPEED TABLES, for Engineers and Steam-users. By NELSON FOLEY, Author of "The Mechanical Engineer's Reference Book." Pocket-size, 3s. 6d. cloth.

"These tables are designed to meet the requirements of every-day use; they are of sufficient scope for most practical purposes, and may be commended to engineers and users of steam."—*Iron*.

"This pocket-book well merits the attention of the practical engineer. Mr. Foley has compiled a very useful set of tables, the information contained in which is frequently required by engineers, coal consumers and users of steam."—*Iron and Coal Trades Review*.

Steam Engine.

TEXT-BOOK ON THE STEAM ENGINE. With a Supplement on Gas Engines, and PART II. ON HEAT ENGINES. By T. M. GOODEVE, M.A., Barrister-at-Law, Professor of Mechanics at the Royal College of Science, London; Author of "The Principles of Mechanics," "The Elements of Mechanism," &c. Twelfth Edition, Enlarged. With numerous Illustrations. Crown 8vo, 6s. cloth.

"Professor Goodeve has given us a treatise on the steam engine which will bear comparison with anything written by Huxley or Maxwell, and we can award it no higher praise."—*Engineer*.

"Mr. Goodeve's text-book is a work of which every young engineer should possess himself."—*Mining Journal*.

Gas Engines.

ON GAS-ENGINES. With Appendix describing a Recent Engine with Tube Igniter. By T. M. GOODEVE, M.A. Crown 8vo, 2s. 6d., cloth. [Just published.

"Like all Mr. Goodeve's writings, the present is no exception in point of general excellence. It is a valuable little volume."—*Mechanical World*.

Steam Engine Design.

A HANDBOOK ON THE STEAM ENGINE, with especial Reference to Small and Medium-sized Engines. For the Use of Engine-Makers, Mechanical Draughtsmen, Engineering Students and Users of Steam Power. By HERMAN HÄEDER, C.E. English Edition, Re-edited by the Author from the Second German Edition, and Translated, with considerable Additions and Alterations, by H. H. P. POWLES, A.M.I.C.E., M.I.M.E. With nearly 1,100 Illustrations. Crown 8vo, 9s. cloth.

"A perfect encyclopædia of the steam engine and its details, and one which must take a permanent place in English drawing-offices and workshops."—*A Foreman Pattern-maker*.

"This is an excellent book, and should be in the hands of all who are interested in the construction and design of medium-sized stationary engines. . . . A careful study of its contents and the arrangement of the sections leads to the conclusion that there is probably no other book like it in this country. The volume aims at showing the results of practical experience, and it certainly may claim a complete achievement of this idea."—*Nature*.

"There can be no question as to its value. We cordially commend it to all concerned in the design and construction of the steam engine."—*Mechanical World*.

Steam Boilers.

A TREATISE ON STEAM BOILERS: Their Strength, Construction, and Economical Working. By ROBERT WILSON, C.E. Fifth Edition 12mo, 6s. cloth.

"The best treatise that has ever been published on steam boilers."—*Engineer*.

"The author shows himself perfect master of his subject, and we heartily recommend all employing steam power to possess themselves of the work."—*Ryland's Iron Trade Circular*.

Boiler Chimneys.

BOILER AND FACTORY CHIMNEYS; Their Draught-Power and Stability. With a Chapter on Lightning Conductors. By ROBERT WILSON, A.I.C.E., Author of "A Treatise on Steam Boilers," &c. Second Edition. Crown 8vo, 3s. 6d. cloth.

"A valuable contribution to the literature of scientific building."—*The Builder*.

Boiler Making.

THE BOILER-MAKER'S READY RECKONER & ASSISTANT. With Examples of Practical Geometry and Templating, for the Use of Platers, Smiths and Riveters. By JOHN COURTNEY, Edited by D. K. CLARK, M.I.C.E. Third Edition, 480 pp., with 140 Illusts. Fcap. 8vo, 7s. half-bound

"No workman or apprentice should be without this book."—*Iron Trade Circular*.

Locomotive Engine Development.

THE LOCOMOTIVE ENGINE AND ITS DEVELOPMENT.

A Popular Treatise on the Gradual Improvements made in Railway Engines between 1803 and 1894. By CLEMENT E. STRETTON, C.E., Author of "Safe Railway Working," &c. Fourth Edition, Revised. With 103 Illustrations. Crown 8vo, 2s. 6d. cloth gilt. [Just published.

"Students of railway history and all who are interested in the evolution of the modern locomotive will find much to attract and entertain in this volume."—*The Times*.

"The author of this work is well known to the railway world, and no one probably has a better knowledge of the history and development of the locomotive. The volume before us should be of value to all connected with the railway system of this country."—*Nature*.

Estimating for Engineering Work, &c.

ENGINEERING ESTIMATES, COSTS AND ACCOUNTS:

A Guide to Commercial Engineering. With numerous Examples of Estimates and Costs of Millwright Work, Miscellaneous Productions, Steam Engines and Steam Boilers; and a Section on the Preparation of Costs Accounts. By A GENERAL MANAGER. Demy 8vo, 12s. cloth.

"This is an excellent and very useful book, covering subject-matter in constant requisition to every factory and workshop. . . . The book is invaluable, not only to the young engineer, but also to the estimate department of every works."—*Builder*.

"We accord the work unqualified praise. The information is given in a plain, straightforward manner, and bears throughout evidence of the intimate practical acquaintance of the author with every phase of commercial engineering."—*Mechanical World*.

Fire Engineering.

FIRES, FIRE-ENGINES, AND FIRE-BRIGADES. With a History of Fire-Engines, their Construction, Use, and Management; Remarks on Fire-Proof Buildings, and the Preservation of Life from Fire; Statistics of the Fire Appliances in English Towns; Foreign Fire Systems; Hints on Fire-Brigades, &c. &c. By CHARLES F. T. YOUNG, C.E. With numerous Illustrations. 544 pp., demy 8vo, £1 4s. cloth.

"To those interested in the subject of fires and fire apparatus, we most heartily commend this book. It is the only English work we now have upon the subject."—*Engineering*.

"It displays much evidence of careful research; and Mr. Young has put his facts neatly together. His acquaintance with the practical details of the construction of steam fire engines, old and new, and the conditions with which it is necessary they should comply, is accurate and full."—*Engineer*.

Boilermaking.

PLATING AND BOILERMAKING: A Practical Handbook for Workshop Operations. By JOSEPH G. HORNER, A.M.I.M.E. (Foreman Pattern-Maker), Author of "Pattern Making," &c. 380 pages, with 338 Illustrations. Crown 8vo, 7s. 6d. cloth. [Just published.

"A thoroughly practical, plainly-written treatise. The volume merits commendation. The author's long experience enables him to write with full knowledge of his subject."—*Glasgow Herald*.

Engineering Construction.

PATTERN-MAKING: A Practical Treatise, embracing the Main Types of Engineering Construction, and including Gearing, both Hand and Machine made, Engine Work, Sheaves and Pulleys, Pipes and Columns, Screws, Machine Parts, Pumps and Cocks, the Moulding of Patterns in Loam and Greensand, &c., together with the methods of Estimating the weight of Castings; to which is added an Appendix of Tables for Workshop Reference. By JOSEPH G. HORNER, A.M.I.M.E. (Foreman Pattern-Maker). Second Edition, thoroughly Revised and much Enlarged. With upwards of 450 Illustrations. Crown 8vo, 7s. 6d. cloth. [Just published.

"A well-written technical guide, evidently written by a man who understands and has practised what he has written about. . . . We cordially recommend it to engineering students, young journeymen, and others desirous of being initiated into the mysteries of pattern-making."—*Builder*.

"More than 450 illustrations help to explain the text, which is, however, always clear and explicit, thus rendering the work an excellent *vade mecum* for the apprentice who desires to become master of his trade."—*English Mechanic*.

Dictionary of Mechanical Engineering Terms.

LOCKWOOD'S DICTIONARY OF TERMS USED IN THE PRACTICE OF MECHANICAL ENGINEERING, embracing those current in the Drawing Office, Pattern Shop, Foundry, Fitting, Turning, Smith's and Boiler Shops, &c. &c. Comprising upwards of 6,000 Definitions. Edited by JOSEPH G. HORNER, A.M.I.M.E. (Foreman Pattern-Maker), Author of "Pattern Making," Second Edition, Revised. Crown 8vo, 7s. 6d. cloth.

"Just the sort of handy dictionary required by the various trades engaged in mechanical engineering. The practical engineering pupil will find the book of great value in his studies, and every foreman engineer and mechanic should have a copy."—*Building News*.

"Not merely a dictionary, but, to a certain extent, also a most valuable guide. It strikes us as a happy idea to combine with a definition of the phrase useful information on the subject of which it treats."—*Machinery Market*.

Mill Gearing.

TOOTHED GEARING: A Practical Handbook for Offices and Workshops. By JOSEPH G. HORNER, A.M.I.M.E. (Foreman Pattern-Maker), Author of "Pattern Making," &c. With 184 Illustrations. Crown 8vo, 6s. cloth. [Just published.

SUMMARY OF CONTENTS.

CNAP. I. PRINCIPLES.—II. FORMATION OF TOOTH PROFILES.—III. PROPORTIONS OF TEETH.—IV. METHODS OF MARRING TOOTH FORMS.—V. INVOLUTE TEETH.—VI. SOME SPECIAL TOOTH FORMS.—VII. BEVEL WHEELS.—VIII. SCREW GEARS.—IX. WORM GEARS.—X. HELICAL WHEELS.—XI.

SKREW BEVELS.—XII. VARIABLE AND OTHER GEARS.—XIII. DIAMETRICAL PITCH.—XIV. THE ODONTOGRAPH.—XV. PATTERN GEARS.—XVI. MACHINE MOULDING GEARS.—XVII. MACHINE CUT GEARS.—XVIII. PROPORTION OF WHEELS.

"We must give the book our unqualified praise for its thoroughness of treatment, and we can heartily recommend it to all interested as the most practical book on the subject yet written."—*Mechanical World*.

Stone-working Machinery.

STONE-WORKING MACHINERY, and the Rapid and Economical Conversion of Stone. With Hints on the Arrangement and Management of Stone Works. By M. POWIS BALE, M.I.M.E. With Illusts. Crown 8vo, 9s. "The book should be in the hands of every mason or student of stone-work."—*Colliery Guardian*.

Guardian.

"A capital handbook for all who manipulate stone for building or ornamental purposes."—*Machinery Market*.

Pump Construction and Management.

PUMPS AND PUMPING: A Handbook for Pump Users. Being Notes on Selection, Construction and Management. By M. POWIS BALE, M.I.M.E., Author of "Woodworking Machinery," "Saw Mills," &c. Second Edition, Revised. Crown 8vo, 2s. 6d. cloth.

"The matter is set forth as concisely as possible. In fact, condensaton rather than diffuseness has been the author's aim throughout; yet he does not seem to have omitted anything likely to be of use."—*Journal of Gas Lighting*.

"Thoroughly practical and simply and clearly written."—*Glasgow Herald*.

Milling Machinery, etc.

MILLING MACHINES AND PROCESSES: A Practical Treatise on Shaping Metals by Rotary Cutters, including Information on Making and Grinding the Cutters. By PAUL N. HASLUCK, Author of "Lathe-work," "Handybooks for Handicrafts," &c. With upwards of 300 Engravings, including numerous Drawings by the Author. Large crown 8vo, 352 pages, 12s. 6d. cloth.

"A new departure in engineering literature. . . . We can recommend this work to all interested in milling machines; it is what it professes to be—a practical treatise."—*Engineer*.

"A capital and reliable book, which will no doubt be of considerable service, both to those who are already acquainted with the process as well as to those who contemplate its adoption."—*Industries*.

Turning.

LATHE-WORK: A Practical Treatise on the Tools, Appliances, and Processes employed in the Art of Turning. By PAUL N. HASLUCK, Fifth Edition, Revised and Enlarged Cr. 8vo, 5s. cloth.

"Written by a man who knows, not only how work ought to be done, but who also knows how to do it, and how to convey his knowledge to others. To all turners this book would be valuable."—*Engineering*.

"We can safely recommend the work to young engineers. To the amateur it will simply be invaluable. To the student it will convey a great deal of useful information."—*Engineer*.

Screw-Cutting.

SCREW THREADS: And Methods of Producing Them. With Numerous Tables, and complete directions for using Screw-Cutting Lathes. By PAUL N. HASLUCK, Author of "Lathe-Work," &c. With Seventy-four Illustrations. Third Edition, Revised and Enlarged. Waistcoat-pocket size, 1s. 6d. cloth.

"Full of useful information, hints and practical criticism. Taps, dies and screwing-tools generally are illustrated and their action described."—*Mechanical World*.

"It is a complete compendium of all the details of the screw-cutting lathe; in fact a *multum in parvo* on all the subjects it treats upon."—*Carpenter and Builder*.

Smith's Tables for Mechanics, etc.

TABLES, MEMORANDA, AND CALCULATED RESULTS, FOR MECHANICS, ENGINEERS, ARCHITECTS, BUILDERS, etc. Selected and Arranged by FRANCIS SMITH. Sixth Edition, Revised, including ELECTRICAL TABLES, FORMULÆ, and MEMORANDA. Waistcoat-pocket size, 1s. 6d. limp leather. [Just published.]

"It would, perhaps, be as difficult to make a small pocket-book selection of notes and formulæ to suit ALL engineers as it would be to make a universal medicine; but Mr. Smith's waistcoat-pocket collection may be looked upon as a successful attempt."—*Engineer*.

"The best example we have ever seen of 270 pages of useful matter packed into the dimensions of a card-case."—*Building News*. "A veritable pocket treasury of knowledge."—*Iron*.

French-English Glossary for Engineers, etc.

A POCKET GLOSSARY of TECHNICAL TERMS: ENGLISH-FRENCH, FRENCH-ENGLISH; with Tables suitable for the Architectural, Engineering, Manufacturing and Nautical Professions. By JOHN JAMES FLETCHER, Engineer and Surveyor. Second Edition, Revised and Enlarged, 200 pp. Waistcoat-pocket size, 1s. 6d. limp leather.

"It is a very great advantage for readers and correspondents in France and England to have so large a number of the words relating to engineering and manufacturers collected in a limpid volume. The little book will be useful both to students and travellers."—*Architect*.

"The glossary of terms is very complete, and many of the tables are new and well arranged. We cordially commended the book."—*Mechanical World*.

Year-Book of Engineering Formulæ, &c.

THE ENGINEER'S YEAR-BOOK FOR 1896. Comprising Formulæ, Rules, Tables, Data and Memoranda in Civil, Mechanical, Electrical, Marine and Mine Engineering. By H. R. KEMPE, A.M. Inst.C.E., M.I.E.E., Technical Officer of the Engineer-in-Chief's Office, General Post Office, London, Author of "A Handbook of Electrical Testing," "The Electrical Engineer's Pocket-Book," &c. With 800 Illustrations, specially engraved for the work. Crown 8vo, 670 pages, 8s. leather. [Just published.]

"Represents an enormous quantity of work and forms a desirable book of reference."—*The Engineer*.

"The book is distinctly in advance of most similar publications in this country."—*Engineering*

"This valuable and well-designed book of reference meets the demands of all descriptions of engineers."—*Saturday Review*.

"Teems with up-to-date information in every branch of engineering and construction."—

Building News.

"The needs of the engineering profession could hardly be supplied in a more admirable, complete and convenient form. To say that it more than sustains all comparisons is praise of the highest sort, and that may justly be said of it."—*Mining Journal*.

"There is certainly room for the new comer, which supplies explanations and directions, as well as formulæ and tables. It deserves to become one of the most successful of the technical annuals."—*Architect*.

"Brings together with great skill all the technical information which an engineer has to use day by day. It is in every way admirably equipped, and is sure to prove successful."—*Scotsman*.

"The up-to-dateness of Mr. Kempe's compilation is a quality that will not be lost on the busy people for whom the work is intended."—*Glasgow Herald*.

Portable Engines.

THE PORTABLE ENGINE; ITS CONSTRUCTION AND MANAGEMENT. A Practical Manual for Owners and Users of Steam Engines generally. By WILLIAM DYSON WANSBROUGH. With 90 Illustrations. Crown 8vo, 3s. 6d. cloth.

"This is a work of value to those who use steam machinery. . . . Should be read by every one who has a steam engine, on a farm or elsewhere."—*Mark Lane Express*.

"We cordially commend this work to buyers and owners of steam engines, and to those who have to do with their construction or use."—*Timber Trades Journal*.

"Such a general knowledge of the steam engine as Mr. Wansbrough furnishes to the reader should be acquired by all intelligent owners and others who use the steam engine."—*Building News*.

"An excellent text-book of this useful form of engine. 'The Hints to Purchasers' contain a good deal of commonsense and practical wisdom."—*English Mechanic*.

Iron and Steel.

"IRON AND STEEL": A Work for the Forge, Foundry, Factory, and Office. Containing ready, useful, and trustworthy Information for Iron-masters and their Stock-takers; Managers of Bar, Rail, Plate, and Sheet Rolling Mills; Iron and Metal Foundries; Iron Ship and Bridge Builders; Mechanical, Mining, and Consulting Engineers; Architects, Contractors, Builders, and Professional Draughtsmen. By CHARLES HOARE, Author of "The Slide Rule," &c. Ninth Edition. 32mo, 6s. leather.

"For comprehensiveness the book has not its equal."—*Iron*.

"One of the best of the pocket books."—*English Mechanic*.

"We cordially recommend this book to those engaged in considering the details of all kinds of iron and steel works."—*Naval Science*.

Elementary Mechanics.

CONDENSED MECHANICS. A Selection of Formulæ, Rules, Tables, and Data for the Use of Engineering Students, Science Classes, &c. In Accordance with the Requirements of the Science and Art Department. By W. G. CRAWFORD HUGHES, A.M.I.C.E. Crown 8vo, 2s. 6d. cloth.

"The book is well fitted for those who are either confronted with practical problems in their work, or are preparing for examination and wish to refresh their knowledge by going through their formulæ again."—*Marine Engineer*.

"It is well arranged, and meets the wants of those for whom it is intended."—*Railway News*.

Steam.

THE SAFE USE OF STEAM. Containing Rules for Un-professional Steam-users. By an ENGINEER. Sixth Edition. Sewed, 6d.

"If steam-users would but learn this little book by heart, boiler explosions would become sensations by their rarity."—*English Mechanic*.

Warming.

HEATING BY HOT WATER; with Information and Suggestions on the best Methods of Heating Public, Private and Horticultural Buildings. By WALTER JONES. Second Edition. With 96 Illustrations. Crown 8vo, 2s. 6d. net.

"We confidently recommend all interested in heating by hot water to secure a copy of this valuable little treatise."—*The Plumber and Decorator*.

CIVIL ENGINEERING, SURVEYING, etc.

Light Railways.

LIGHT RAILWAYS FOR THE UNITED KINGDOM, INDIA, AND THE COLONIES: A Practical Handbook setting forth the Principles on which Light Railways should be Constructed, Worked and Financed; and detailing the cost of Construction, Equipment, Revenue, and Working Expenses of Local Railways already established in the above-mentioned Countries, and in Belgium, France, Switzerland, &c. By JOHN CHARLES MACKAY, F.G.S., A.M.Inst.C.E. Illustrated with 40 Photographic Plates and other Diagrams. Medium 8vo, 15s. cloth. [Just published.]

Water Supply and Water-Works.

THE WATER SUPPLY OF TOWNS AND THE CONSTRUCTION OF WATER-WORKS: A Practical Treatise for the Use of Engineers and Students of Engineering. By W. K. BURTON, A.M.Inst.C.E., Professor of Sanitary Engineering in the Imperial University, Tokyo, Japan, and Consulting Engineer to the Tokyo Water-works. With an Appendix on The Effects of Earthquakes on Waterworks, by JOHN MILNE, F.R.S., Professor of Mining in the Imperial University of Japan. With numerous Plates and Illustrations. Super-royal 8vo, 25s. buckram. [Just published.]

"The whole art of waterworks construction is dealt with in a clear and comprehensive fashion in this handsome volume. . . . Mr. Burton's practical treatise shows in all its sections the fruit of independent study and individual experience. It is largely based upon his own practice in the branch of engineering of which it treats, and with such a basis a treatise can scarcely fail to be suggestive and useful."—*Saturday Review*.

"Professor Burton's book is sure of a warm welcome among engineers. It is written in clear and vigorous language and forms an exhaustive treatise on a branch of engineering the claims of which it would be difficult to over-estimate."—*Scotsman*.

"The subjects seem to us to be ably discussed, with a practical aim to meet the requirements of all its probable readers. The volume is well got up, and the illustrations are excellent."

The Lancet

Water Supply of Cities and Towns.

A COMPREHENSIVE TREATISE on the WATER-SUPPLY OF CITIES AND TOWNS. By WILLIAM HUMBER, A.M.Inst.C.E., and M. Inst. M.E., Author of "Cast and Wrought Iron Bridge Construction," &c. &c. Illustrated with 50 Double Plates, 1 Single Plate, Coloured Frontispiece, and upwards of 250 Woodcuts, and containing 400 pages of Text. Imp. 4to, £6 6s. elegantly and substantially half-bound in morocco.

"The most systematic and valuable work upon water supply hitherto produced in English, or in any other language. . . . Mr. Humber's work is characterised almost throughout by an exhaustiveness much more distinctive of French and German than of English technical treatises."

—*Engineer*.

"We can congratulate Mr. Humber on having been able to give so large an amount of information on a subject so important as the water supply of cities and towns. The plates, fifty in number, are mostly drawings of executed works, and alone would have commanded the attention of every engineer whose practice may lie in this branch of the profession."—*Builder*.

Water Supply.

RURAL WATER SUPPLY: A Practical Handbook on the Supply of Water and Construction of Waterworks for small Country Districts. By ALLAN GREENWELL, A.M.I.C.E., and W. T. CURRY, A.M.I.C.E., F.G.S. With Illustrations. Crown 8vo, 5s. cloth. [Just published.]

"We conscientiously recommend it as a very useful book for those concerned in obtaining water for small districts, giving a great deal of practical information in a small compass."—*Builder*.

"The volume contains valuable information upon all matters connected with water supply. . . . It is full of details on points which are continually before waterworks' engineers."—*Nature*.

Hydraulic Tables.

HYDRAULIC TABLES, CO-EFFICIENTS, and FORMULÆ for finding the Discharge of Water from Orifices, Notches, Weirs, Pipes, and Rivers. By JOHN NEVILLE, Civil Engineer, M.R.I.A. Third Ed., carefully Revised, with considerable Additions. Numerous Illusts. Cr. 8vo, 14s. cloth.

"Alike valuable to students and engineers in practice; its study will prevent the annoyance of avoidable failures, and assist them to select the readiest means of successfully carrying out any given work connected with hydraulic engineering."—*Mining Journal*.

"It is, of all English books on the subject, the one nearest to completeness. . . . —*Architect*

Hydraulics.

HYDRAULIC MANUAL. Consisting of Working Tables and Explanatory Text. Intended as a Guide in Hydraulic Calculations and Field Operations. By **LOWIS D'A. JACKSON**, Author of "Aid to Survey Practice," "Modern Metrology," &c. Fourth Edition, Enlarged. Large cr. 8vo, 16s. cl.

"The author has had a wide experience in hydraulic engineering and has been a careful observer of the facts which have come under his notice, and from the great mass of material at his command he has constructed a manual which may be accepted as a trustworthy guide to this branch of the engineer's profession. We can heartily recommend this volume to all who desire to be acquainted with the latest development of this important subject."—*Engineering*.

"The standard-work in this department of mechanics."—*Scotsman*.

"The most useful feature of this work is its freedom from what is superannuated, and its thorough adoption of recent experiments: the text is, in fact, in great part a short account of the great modern experiments."—*Nature*.

Water Storage, Conveyance, and Utilisation.

WATER ENGINEERING: A Practical Treatise on the Measurement, Storage, Conveyance, and Utilisation of Water for the Supply of Towns, for Mill Power, and for other Purposes. By **CHARLES SLAGG**, A.M.Inst.C.E., Author of "Sanitary Work in the Smaller Towns, and in Villages," &c. Second Edition. With numerous Illustrations. Crown 8vo, 7s. 6d. cloth.

"As a small practical treatise on the water supply of towns, and on some applications of water-power, the work is in many respects excellent."—*Engineering*.

"The author has collated the results deduced from the experiments of the most eminent authorities, and has presented them in a compact and practical form, accompanied by very clear and detailed explanations. . . . The application of water as a motive power is treated very carefully and exhaustively."—*Builder*.

"For anyone who desires to begin the study of hydraulics with a consideration of the practical applications of the science there is no better guide."—*Architect*.

Drainage.

ON THE DRAINAGE OF LANDS, TOWNS, AND BUILDINGS. By **G. D. DEMPSEY**, C.E., Author of "The Practical Railway Engineer," &c. Revised, with large Additions on RECENT PRACTICE IN DRAINAGE ENGINEERING, by **D. KINNEAR CLARR**, M.Inst.C.E. Author of "Tramways: Their Construction and Working," "A Manual of Rules, Tables, and Data for Mechanical Engineers," &c. Second Edition, Corrected. Fcap. 8vo, 5s. cloth.

"The new matter added to Mr. Dempsey's excellent work is characterised by the comprehensive grasp and accuracy of detail for which the name of Mr. D. K. Clark is a sufficient voucher."—*Athenaeum*.

"As a work on recent practice in drainage engineering, the book is to be commended to all who are making that branch of engineering science their special study."—*Iron*.

"A comprehensive manual on drainage engineering, and a useful introduction to the student."—*Building News*.

River Engineering.

RIVER BARS: The Causes of their Formation, and their Treatment by "Induced Tidal Scour;" with a Description of the Successful Reduction by this Method of the Bar at Dublin. By **I. J. MANN**, Assist. Eng. to the Dublin Port and Docks Board. Royal 8vo, 7s. 6d. cloth.

"We recommend all interested in harbour works—and, indeed, those concerned in the improvements of rivers generally—to read Mr. Mann's interesting work on the treatment of river bars."—*Engineer*.

Tramways and their Working.

TRAMWAYS: THEIR CONSTRUCTION AND WORKING. Embracing a Comprehensive History of the System; with an exhaustive Analysis of the various Modes of Traction, including Horse-Power, Steam, Cable Traction, Electric Traction, &c.; a Description of the Varieties of Rolling Stock; and ample Details of Cost and Working Expenses. New Edition, Thoroughly Revised, and Including the Progress recently made in Tramway Construction, &c. &c. By **D. KINNEAR CLARR**, M.Inst.C.E. With numerous Illustrations and Folding Plates. In One Volume, 8vo, 780 pages, price 28s., bound in huckram. [Just published.]

"All interested in tramways must refer to it, as all railway engineers have turned to the author's work "Railway Machinery."—*Engineer*.

"An exhaustive and practical work on tramways, in which the history of this kind of locomotion, and a description and cost of the various modes of laying tramways, are to be found."—*Building News*.

"The best form of rails, the best mode of construction, and the best mechanical appliances are so fairly indicated to the work under review, that any engineer about to construct a tramway will be enabled at once to obtain the practical information which will be of most service to him."—*Athenaeum*.

Student's Text-Book on Surveying.

PRACTICAL SURVEYING: A Text-Book for Students preparing for Examination or for Survey-work in the Colonies. By GEORGE W. USILL, A.M.I.C.E., Author of "The Statistics of the Water Supply of Great Britain." With Four Lithographic Plates and upwards of 330 Illustrations. Fourth Edition, Revised, including Tables of Natural Sines, Tangents, Secants, &c. Crown 8vo, 7s. 6d. cloth; or, on THIN PAPER, bound in limp leather, gilt edges, rounded corners, for pocket use, 12s. 6d.

"The best forms of instruments are described as to their construction, uses and modes of employment, and there are innumerable hints on work and equipment such as the author, in his experience as surveyor, draughtsman, and teacher, has found necessary, and which the student in his inexperience will find most serviceable."—*Engineer*.

"The latest treatise in the English language on surveying, and we have no hesitation in saying that the student will find it a better guide than any of its predecessors. . . . Deserves to be recognised as the first book which should be put in the hands of a pupil of Civil Engineering, and every gentleman of education who sets out for the Colonies would find it well to have a copy."—*Architect*.

Survey Practice.

AID TO SURVEY PRACTICE, for Reference in Surveying, Levelling, and Setting-out; and in Route Surveys of Travellers by Land and Sea. With Tables, Illustrations, and Records. By LOWIS D'A. JACKSON, A.M.I.C.E., Author of "Hydraulic Manual," "Modern Metrology," &c. Second Edition, Enlarged. Large crown 8vo, 12s. 6d. cloth.

"A valuable *vade-mecum* for the surveyor. We can recommend this book as containing an admirable supplement to the teaching of the accomplished surveyor."—*Athenæum*.

"As a text-book we should advise all surveyors to place it in their libraries, and study well the matured instructions afforded in its pages."—*Colliery Guardian*.

"The author brings to his work a fortunate union of theory and practical experience which, aided by a clear and lucid style of writing, renders the book a very useful one."—*Builder*.

Surveying, Land and Marine.

LAND AND MARINE SURVEYING, in Reference to the Preparation of Plans for Roads and Railways; Canals, Rivers, Towns' Water Supplies; Docks and Harbours. With Description and Use of Surveying Instruments. By W. D. HASKOLL, C.E., Author of "Bridge and Viaduct Construction," &c. Second Edition, Revised, with Additions. Large cr. 8vo, 9s. cl.

"This book must prove of great value to the student. We have no hesitation in recommending it, feeling assured that it will more than repay a careful study."—*Mechanical World*.

"A most useful and well arranged book. We can strongly recommend it as a carefully-written and valuable text-book. It enjoys a well-deserved repute among surveyors."—*Builder*.

"This volume cannot fail to prove of the utmost practical utility. It may be safely recommended to all students who aspire to become clean and expert surveyors."—*Mining Journal*.

Field-Book for Engineers.

THE ENGINEER'S, MINING SURVEYOR'S, AND CONTRACTOR'S FIELD-BOOK. Consisting of a Series of Tables, with Rules, Explanations of Systems, and use of Theodolite for Traverse Surveying and Plotting the Work with minute accuracy by means of Straight Edge and Set Square only; Levelling with the Theodolite, Casting-out and Reducing Levels to Datum, and Plotting Sections in the ordinary manner; setting-out Curves with the Theodolite by Tangential Angles and Multiples, with Right and Left-hand Readings of the Instrument; Setting-out Curves without Theodolite, on the System of Tangential Angles by sets of Tangents and Off-sets; and Earthwork Tables to 80 feet deep, calculated for every 6 inches in depth. By W. D. HASKOLL, C.E. Fourth Edition. Crown 8vo, 12s. cloth.

"The book is very handy; the separate tables of sines and tangents to every minute will make it useful for many other purposes, the genuine traverse tables existing all the same."—*Athenæum*.

"Every person engaged in engineering field operations will estimate the importance of such a work and the amount of valuable time which will be saved by reference to a set of reliable tables prepared with the accuracy and fulness of those given in this volume."—*Railway News*.

Levelling.

A TREATISE ON THE PRINCIPLES AND PRACTICE OF LEVELLING. Showing its Application to purposes of Railway and Civil Engineering, in the Construction of Roads; with Mr. TELFORD'S Rules for the same. By FREDERICK W. SIMMS, F.G.S., M.Inst.C.E. Seventh Edition, with the addition of LAW'S Practical Examples for Setting-out Railway Curves, and TRAUTWINE'S Field Practice of Laying-out Circular Curves. With 7 Plates and numerous Woodcuts. 8vo, 8s. 6d. cloth. * * TRAUTWINE ON CURVES may be had separate, 5s.

"The text-book on levelling in most of our engineering schools and colleges. . . . The publishers have rendered a substantial service to the profession, especially to the younger members, by bringing out the present edition of Mr. Simms's useful book."—*Engineer*.

Trigonometrical Surveying.

AN OUTLINE OF THE METHOD OF CONDUCTING A TRIGONOMETRICAL SURVEY, for the Formation of Geographical and Topographical Maps and Plans, Military Reconnaissance, Levelling, &c., with Useful Problems, Formulæ, and Tables. By Lieut.-General FROME, R.E. Fourth Edition, Revised and partly Re-written by Major General Sir CHARLES WARREN, G.C.M.G., R.E. With 19 Plates and 115 Woodcuts. Royal 8vo, 16s. cloth.

"The simple fact that a fourth edition has been called for is the best testimony to its merits. No words of praise from us can strengthen the position so well and so steadily maintained by this work. Sir Charles Warren has revised the entire work, and made such additions as were necessary to bring every portion of the contents up to the present date."—*Broad Arrow*.

Curves, Tables for Setting-out.

TABLES OF TANGENTIAL ANGLES AND MULTIPLES for Setting-out Curves from 5 to 200 Radius. By ALEXANDER BEAZELEV, M.Inst.C.E. Fourth Edition. Printed on 48 Cards, and sold in a cloth box, waistcoat-pocket size, 3s. 6d.

"Each table is printed on a small card, which, being placed on the theodolite, leaves the ad free to manipulate the instrument—no small advantage as regards the rapidity of work."—*Engineer*.

"Very handy; a man may know that all his day's work must fall on two of these cards, which he puts into his own card-case, and leaves the rest behind."—*Athenæum*.

Earthwork.

HANDY GENERAL EARTHWORK TABLES. Giving the Contents in Cubic Yards of Centre and Slopes of Cuttings and Embankments from 3 inches to 80 feet in Depth or Height, for use with either 66 feet Chain or 100 feet Chalo. By J. H. WATSON BUCK, M.Inst.C.E. On a Sheet mounted in cloth case, 3s. 6d. [Just published

Earthwork.

EARTHWORK TABLES. Showing the Contents in Cubic Yards of Embankments, Cuttings, &c., of Heights or Depths up to an average of 80 feet. By JOSEPH BROADBENT, C.E., and FRANCIS CAMPIN, C.E. Crown 8vo, 5s. cloth.

"The way in which accuracy is attained, by a simple division of each cross section into three elements, two of which are constant and one variable, is ingenious."—*Athenæum*.

Earthwork, Measurement of.

A MANUAL ON EARTHWORK. By ALEX. J. S. GRAHAM, C.E. With numerous Diagrams. Second Edition. 18mo, 2s. 6d. cloth.

"A great amount of practical information, very admirably arranged, and available for rough estimates, as well as for the more exact calculations required in the engineer's and contractor's offices."—*Artisan*.

Tunnelling.

PRACTICAL TUNNELLING. Explaining in detail the Setting-out of the works, Shaft-sinking and Heading-driving, Ranging the Lines and Levelling underground, Sub-Excavating, Timbering, and the Construction of the Brickwork of Tunnels, with the amount of Labour required for, and the Cost of, the various portions of the work. By FREDERICK W. SIMMS, M.Inst. C.E. Fourth Edition, Revised and Further Extended, including the Most Recent (1895) Examples of Sub-aqueous and other Tunnels, by D. KINNEAR CLARE, M.Inst. C.E. Imperial 8vo, with 34 Folding Plates and other Illustrations, £2 2s. cloth. [Just published.

"The estimation in which Mr. Simms's book on tunnelling has been held for over thirty years cannot be more truly expressed than in the words of the late Prof. Rankine:—"The best source of information on the subject of tunnels is Mr. F. W. Simms's work on Practical Tunnelling."—*Architect*.

"It has been regarded from the first as a text-book of the subject. . . . Mr. Clark has added immensely to the value of the book."—*Engineer*.

Tunnel Shafts.

THE CONSTRUCTION OF LARGE TUNNEL SHAFTS: A Practical and Theoretical Essay. By J. H. WATSON BUCK, M.Inst.C.E., Resident Engineer, London and North-Western Railway. Illustrated with Folding Plates. Royal 8vo, 12s. cloth.

"Many of the methods given are of extreme practical value to the mason; and the observations on the form of arch, the rules for ordering the stooce, and the construction of the templates will be found of considerable use. We commend the book to the engineering profession."—*Building News*

"Will be regarded by civil engineers as of the utmost value, and calculated to save much time and obviate many mistakes."—*Colliery Guardian*.

Oblique Bridges.

A PRACTICAL AND THEORETICAL ESSAY ON OBLIQUE BRIDGES. With 13 large Plates. By the late GEORGE WATSON BUCK, M.I.C.E. Fourth Edition, revised by his Son, J. H. WATSON BUCK, M.I.C.E.; and with the addition of Description to Diagrams for Facilitating the Construction of Oblique Bridges, by W. H. BARLOW, M.I.C.E. Roy. 8vo, 121. cl.

"The standard text-book for all engineers regarding skew arches is Mr. Buck's treatise, and it would be impossible to consult a better."—*Engineer*.

"Mr. Buck's treatise is recognised as a standard text-book, and his treatment has divested the subject of many of the intricacies supposed to belong to it. As a guide to the engineer and architect, on a confessedly difficult subject, Mr. Buck's work is unsurpassed."—*Building News*.

Cast and Wrought Iron Bridge Construction.

A COMPLETE AND PRACTICAL TREATISE ON CAST AND WROUGHT IRON BRIDGE CONSTRUCTION, including Iron Foundations. In Three Parts—Theoretical, Practical, and Descriptive. By WILLIAM HUMBER, A.M.Inst.C.E., and M.Inst.M.E. Third Edition, Revised and much improved, with 115 Double Plates (20 of which now first appear in this edition), and numerous Additions to the Text. In Two Vols., imp. 4to, £6 16s. 6d. half-bound in morocco.

"A very valuable contribution to the standard literature of civil engineering. In addition to elevations, plans and sections, large scale details are given which very much enhance the instructive worth of those illustrations."—*Civil Engineer and Architect's Journal*.

Iron Bridges.

IRON BRIDGES OF MODERATE SPAN: Their Construction and Erection. By HAMILTON WELDON PENDRED, late Inspector of Ironwork to the Salford Corporation. With 40 Illustrations. 12mo, 2s. cloth.

"Students and engineers should obtain this book for constant and practical use."—*Colliery Guardian*.

Oblique Arches.

A PRACTICAL TREATISE ON THE CONSTRUCTION OF OBLIQUE ARCHES. By JOHN HART. Third Edition, with Plates. Imperial 8vo, 8s. cloth.

Statics, Graphic and Analytic.

GRAPHIC AND ANALYTIC STATICS, in their Practical Application to the Treatment of Stresses in Roofs, Solid Girders, Lattice, Bowstring and Suspension Bridges, Braced Iron Arches and Piers, and other Frameworks. By R. HUDSON GRAHAM, C.E. Containing Diagrams and Plates to Scale. With numerous Examples, many taken from existing Structures. Specially arranged for Class-work in Colleges and Universities. Second Edition, Revised and Enlarged. 8vo, 16s. cloth.

"Mr. Graham's book will find a place wherever graphic and analytic statics are used or studied."—*Engineer*.

"The work is excellent from a practical point of view, and has evidently been prepared with much care. The directions for working are ample, and are illustrated by an abundance of well-selected examples. It is an excellent text-book for the practical draughtsman."—*Athenæum*.

Girders, Strength of.

GRAPHIC TABLE FOR FACILITATING THE COMPUTATION OF THE WEIGHTS OF WROUGHT IRON AND STEEL GIRDERS, etc., for Parliamentary and other Estimates. By J. H. WATSON BUCK, M.Inst.C.E. On a Sheet, 2s. 6d.

Strains, Calculation of.

A HANDY BOOK FOR THE CALCULATION OF STRAINS IN GIRDERS AND SIMILAR STRUCTURES, AND THEIR STRENGTH. Consisting of Formulæ and Corresponding Diagrams, with numerous details for Practical Application, &c. By WILLIAM HUMBER, A.M.Inst.C.E., &c. Fifth Edition. Crown 8vo, nearly 100 Woodcuts and 3 Plates, 7s. 6d. cloth.

"The formulæ are neatly expressed, and the diagrams good."—*Athenæum*.

"We heartily commend this really handy book to our engineer and architect readers."—*Eng. Mech.*

Trusses.

TRUSSES OF WOOD AND IRON. *Practical Applications of Science in Determining the Stresses, Breaking Weights, Safe Loads, Scantlings, and Details of Construction, with Complete Working Drawings.* By WILLIAM GRIFFITHS, Surveyor, Assistant Master, Tranmere School of Science and Art. Ohlong 8vo, 4s. 6d. cloth.

"This handy little book enters so minutely into every detail connected with the construction of roof trusses, that no student need be ignorant of these matters."—*Practical Engineer.*

Strains in Ironwork.

THE STRAINS ON STRUCTURES OF IRONWORK; with Practical Remarks on Iron Construction. By F. W. SHEILDS, M.Inst.C.E., Second Edition, with 5 Plates. Royal 8vo, 5s. cloth.

"The student cannot find a better little book on this subject."—*Engineer.*

Barlow's Strength of Materials, enlarged by Humber.

A TREATISE ON THE STRENGTH OF MATERIALS; with Rules for Application in Architecture, the Construction of Suspension Bridges, Railways, &c. By PETER BARLOW, F.R.S. A New Edition, Revised by his Sons, P. W. BARLOW, F.R.S., and W. H. BARLOW, F.R.S.; to which are added, Experiments by HODGKINSON, FAIRBAIRN, and KIRKALDY; and Formulæ for Calculating Girders, &c. Arranged and Edited by WM. HUMBER, A-M. Inst.C.E. Demy 8vo, 400 pp., with 19 large Plates and numerous Woodcuts, 18s. cloth.

"Valuable alike to the student, tyro, and the experienced practitioner, it will always rank in future, as it has hitherto done, as the standard treatise on that particular subject."—*Engineer.*

"There is no greater authority than Barlow."—*Building News.*

"As a scientific work of the first class, it deserves a foremost place on the bookshelves of every civil engineer and practical mechanic."—*English Mechanic.*

Cast Iron and other Metals, Strength of.

A PRACTICAL ESSAY ON THE STRENGTH OF CAST IRON AND OTHER METALS. By THOMAS TREDGOLD, C.E. Fifth Edition, including HODGKINSON'S Experimental Researches. 8vo, 12s. cloth.

Railway Working.

SAFE RAILWAY WORKING. *A Treatise on Railway Accidents: Their Cause and Prevention; with a Description of Modern Appliances and Systems.* By CLEMENT E. STRETTON, C.E. With Illustrations and Coloured Plates. Third Edition, Enlarged. Crown 8vo, 3s. 6d.

"A book for the engineer, the directors, the managers; and, in short, all who wish for information on railway matters will find a perfect encyclopædia in 'Safe Railway Working.'"—*Railway Review.*

"We commend the remarks on railway signalling to all railway managers, especially where a uniform code and practice is advocated."—*Herepath's Railway Journal.*

"The author may be congratulated on having collected, in a very convenient form, much valuable information on the principal questions affecting the safe working of railways."—*Railway Engineer.*

Heat, Expansion by.

EXPANSION OF STRUCTURES BY HEAT. By JOHN KEILY, C.E., late of the Indian Public Works and Victorian Railway Departments. Crown 8vo, 3s. 6d. cloth.

SUMMARY OF CONTENTS.

Section I. FORMULAS AND DATA.

Section II. METAL BARS.

Section III. SIMPLE FRAMES.

Section IV. COMPLEX FRAMES AND PLATES.

Section V. THERMAL CONDUCTIVITY.

"The aim the author has set before him, viz., to show the effects of heat upon metallic and other structures, is a laudable one, for this is a branch of physics upon which the engineer or architect can find but little reliable and comprehensive data in books."—*Builder.*

"Whoever is concerned to know the effect of changes of temperature on such structures as suspension bridges and the like, could not do better than consult Mr. Keily's valuable and handy exposition of the geometrical principles involved in these changes."—*Scotsman.*

Field Fortification.

A TREATISE ON FIELD FORTIFICATION, THE ATTACK OF FORTRESSES, MILITARY MINING, AND RECONNOITRING. By Colonel I. S. MACAULAY, late Professor of Fortification in the R.M.A., Woolwich. Sixth Edition. Crown 8vo, with separate Atlas of 12 Plates, 12s. cloth.

Section VI. MECHANICAL FORCE OF HEAT.

Section VII. WORK OF EXPANSION AND CONTRACTION.

Section VIII. SUSPENSION BRIDGES.

Section IX. MASONRY STRUCTURES.

MR. HUMBER'S GREAT WORK ON MODERN ENGINEERING.

Complete in Four Volumes, imperial 4to, price £12 12s., half-morocco. Each Volume sold separately as follows:—

A RECORD OF THE PROGRESS OF MODERN ENGINEERING. FIRST SERIES. Comprising Civil, Mechanical, Marine, Hydraulic, Railway, Bridge, and other Engineering Works, &c. By WILLIAM HUMBER, A.M.Inst.C.E., &c. Imp. 4to, with 36 Double Plates, drawn to a large scale, Photographic Portrait of John Hawkshaw, C.E., F.R.S., &c., and copious descriptive Letterpress, Specifications, &c., £3 3s. half-morocco.

List of the Plates and Diagrams.

Victoria Station and Roof, L. B. & S. C. R. (8 plates); Southport Pier (2 plates); Victoria Station and Roof, L. C. & D. and G. W. R. (6 plates); Roof of Cremorne Music Hall; Bridge over G. N. Railway; Roof of Station, Dutch Rheulsh Rail (2 plates); Bridge over the

Thames, West London Extension Railway (5 plates); Armour Plates; Suspension Bridge, Thames (4 plates); The Allen Engine; Suspension Bridge, Avon (3 plates); Underground Railway (3 plates).

"Handsomely lithographed and printed. It will find favour with many who desire to preserve in a permanent form copies of the plans and specifications prepared for the guidance of the contractors for many important engineering works."—*Engineer*.

HUMBER'S PROGRESS OF MODERN ENGINEERING. SECOND SERIES. Imp. 4to, with 36 Double Plates, Photographic Portrait of Robert Stephenson, C.E., M.P., F.R.S., &c., and copious descriptive Letterpress, Specifications, &c., £3 3s. half-morocco.

List of the Plates and Diagrams.

Birkenhead Docks, Low Water Basin (15 plates); Charing Cross Station Roof, C. C. Railway (3 plates); Digswell Viaduct, Great Northern Railway; Robbery Wood Viaduct, Great Northern Railway; Iron Permanent Way; Clydach Viaduct, Merthyr, Tredegar,

and Abergavenny Railway; Ebbw Viaduct, Merthyr, Tredegar, and Abergavenny Railway; College Wood Viaduct, Cornwall Railway; Dublin Winter Palace Roof (3 plates); Bridge over the Thames, L. C. & D. Railway (6 plates); Albert Harbour, Greenock (4 plates).

"Mr. Humber has done the profession good and true service, by the fine collection of examples he has here brought before the profession and the public."—*Practical Mechanic's Journal*.

HUMBER'S PROGRESS OF MODERN ENGINEERING. THIRD SERIES. Imp. 4to, with 40 Double Plates, Photographic Portrait of J. R. McClean, late Pres. Inst. C.E., and copious descriptive Letterpress, Specifications, &c., £3 3s. half-morocco.

List of the Plates and Diagrams.

MAIN DRAINAGE, METROPOLIS.—*North Side.*—Map showing Interception of Sewers; Middle Level Sewer (2 plates); Outfall Sewer, Bridge over River Lea (3 plates); Outfall Sewer, Bridge over Marsh Lane, North Woolwich Railway, and Bow and Barking Railway Junction; Outfall Sewer, Bridge over Bow and Barking Railway (3 plates); Outfall Sewer, Bridge over East London Waterworks' Feeder (2 plates); Outfall Sewer, Reservoir (2 plates); Outfall Sewer, Tumbling Bay and Outlet; Outfall Sewer, Penstocks. *South Side.*—Outfall Sewer, Bermondsey Branch (2 plates); Outfall

Sewer, Reservoir and Outlet (4 plates); Outfall Sewer, Filth Hoist; Sections of Sewers (North and South Sides).

THAMES EMBANKMENT.—Section of River Wall; Steamboat Pier, Westminster (2 plates); Landing Stairs between Charing Cross and Waterloo Bridges; York Gate (2 plates); Overflow and Outlet at Savoy Street Sewer (3 plates); Steamboat Pier, Waterloo Bridge (3 plates); Junction of Sewers, Plans and Sections Gullies, Plans and Sections; Rolling Stock Granite and Iron Forts.

"The drawings have a constantly increasing value, and whoever desires to possess clear representations of the two great works carried out by our Metropolitan Board will obtain Mr. Humber's volume."—*Engineer*.

HUMBER'S PROGRESS OF MODERN ENGINEERING. FOURTH SERIES. Imp. 4to, with 36 Double Plates, Photographic Portrait of John Fowler, late Pres. Inst. C.E., and copious descriptive Letterpress Specifications, &c., £3 3s. half-morocco.

List of the Plates and Diagrams.

Abbey Mills Pumping Station, Main Drainage, Metropolis (4 plates); Barrow Docks (5 plates); Manquis Viaduct, Santiago and Valparaiso Railway (2 plates); Adam's Locomotive, St. Helen's Canal Railway (2 plates); Cannon Street Station Roof, Charing Cross Railway (3 plates); Road Bridge over the River Moka (2 plates); Telegraphic Apparatus for

Mesopotamia; Viaduct over the River Wye, Midland Railway (3 plates); St. Germain Viaduct, Cornwall Railway (2 plates); Wrought-Iron Cylinder for Diving Bell; Millwall Docks (6 plates); Milroy's Patent Excavator; Metropolitan District Railway (6 plates); Harbours, Ports, and Breakwaters (3 plates).

"We gladly welcome another year's issue of this valuable publication from the able pen of Mr. Humber. The accuracy and general excellence of this work are well known, while its usefulness in giving the measurements and details of some of the latest examples of engineering, as carried out by the most eminent men in the profession, cannot be too highly prized."—*Artisan*

THE POPULAR WORKS OF MICHAEL REYNOLDS

("THE ENGINE DRIVER'S FRIEND").

Locomotive-Engine Driving.

LOCOMOTIVE-ENGINE DRIVING: A Practical Manual for Engineers in charge of Locomotive Engines. By MICHAEL REYNOLDS, Member of the Society of Engineers, formerly Locomotive Inspector L. B. and S. C. R. Ninth Edition. Including a Key to THE LOCOMOTIVE ENGINE. With Illustrations and Portrait of Author. Crown 8vo, 4s. 6d. cloth.

"Mr. Reynolds has supplied a want, and has supplied it well. We can confidently recommend the book, not only to the practical driver, but to everyone who takes an interest in the performance of locomotive engines."—*The Engineer*.

"Mr. Reynolds has opened a new chapter in the literature of the day. Of the practical utility of this admirable treatise, we have to speak in terms of warm commendation."—*Athenaeum*.

"Evidently the work of one who knows his subject thoroughly."—*Railway Service Gazette*.

"Were the cautions and rules given in the book to become part of the every-day working of our engine-drivers, we might have fewer distressing accidents to deplore."—*Scotsman*.

Stationary Engine Driving.

STATIONARY ENGINE DRIVING: A Practical Manual for Engineers in charge of Stationary Engines. By MICHAEL REYNOLDS, Fifth Edition, Enlarged. With Plates and Woodcuts. Crown 8vo, 4s. 6d. cloth.

"The author is thoroughly acquainted with his subjects, and his advice on the various points treated is clear and practical. . . . He has produced a manual which is an exceedingly useful one for the class for whom it is specially intended."—*Engineering*.

"Our author leaves no stone unturned. He is determined that his readers shall not only know something about the stationary engine, but all about it."—*Engineer*.

"An engineman who has mastered the contents of Mr. Reynolds's book will require but little actual experience with boilers and engines before he can be trusted to look after them."—*English Mechanic*

The Engineer, Fireman, and Engine-Boy.

THE MODEL LOCOMOTIVE ENGINEER, FIREMAN, and ENGINE-BOY. Comprising a Historical Notice of the Pioneer Locomotive Engines and their Inventors. By MICHAEL REYNOLDS, Second Edition, with Revised Appendix. With numerous Illustrations and Portrait of George Stephenson. Crown 8vo, 4s. 6d. cloth. [Just published.]

"From the technical knowledge of the author it will appeal to the railway man of to-day more forcibly than anything written by Dr. Smiles. . . . The volume contains information of a technical kind, and facts that every driver should be familiar with."—*English Mechanic*.

"We should be glad to see this book in the possession of everyone in the kingdom who has ever laid, or is to lay, hands on a locomotive engine."—*Iron*.

Continuous Railway Brakes.

CONTINUOUS RAILWAY BRAKES: A Practical Treatise on the several Systems in Use in the United Kingdom; their Construction and Performance. With copious Illustrations and numerous Tables. By MICHAEL REYNOLDS. Large crown 8vo, 9s. cloth.

"A popular explanation of the different brakes. It will be of great assistance in forming public opinion, and will be studied with benefit by those who take an interest in the brake."—*English Mechanic*.

"Written with sufficient technical detail to enable the principle and relative connection of the various parts of each particular brake to be readily grasped."—*Mechanical World*.

Engine-Driving Life.

ENGINE-DRIVING LIFE: Stirring Adventures and Incidents in the Lives of Locomotive-Engine Drivers. By MICHAEL REYNOLDS, Third and Cheaper Edition. Crown 8vo, 1s. 6d. cloth.

"From first to last perfectly fascinating. Wilkie Collins's most thrilling conceptions are thrown into the shade by true incidents, endless in their variety, related in every page."—*North British Mail*.

"Anyone who wishes to get a real insight into railway life cannot do better than read 'Engine-Driving Life' for himself; and if he once take it up he will find that the author's enthusiasm and real love of the engine-driving profession will carry him on till he has read every page."—*Saturday Review*.

Pocket Companion for Enginemen.

THE ENGINEMAN'S POCKET COMPANION AND PRACTICAL EDUCATOR FOR ENGINEMEN, BOILER ATTENDANTS, AND MECHANICS. By MICHAEL REYNOLDS. With Forty-five Illustrations and numerous Diagrams. Third Edition, Revised. Royal 18mo, 3s. 6d., strongly bound for pocket wear.

"This admirable work is well suited to accomplish its object, being the honest workmanship of a competent engineer."—*Glasgow Herald*.

"A most meritorious work, giving in a succinct and practical form all the information an engine-driver desirous of mastering the scientific principles of his daily calling would require."—*The Miller*.

"A boon to those who are striving to become efficient mechanics."—*Daily Chronicle*.

MARINE ENGINEERING, SHIPBUILDING, NAVIGATION, etc.

Pocket-Book for Naval Architects and Shipbuilders, THE NAVAL ARCHITECT'S AND SHIPBUILDER'S POCKET-BOOK of Formulae, Rules, and Tables, and MARINE ENGINEER'S AND SURVEYOR'S Handy Book of Reference. By CLEMENT MACEROW, Member of the Institution of Naval Architects, Naval Draughtsman. Fifth Edition, Revised and Enlarged to 700 pages, with upwards of 300 illustrations. Fcap., 12s. 6d. strongly bound in leather.

SUMMARY OF CONTENTS.

SIGNS AND SYMBOLS, DECIMAL FRACTIONS.—TRIGONOMETRY.—PRACTICAL GEOMETRY.—MENSURATION.—CENTRES AND MOMENTS OF FIGURES.—MOMENTS OF INERTIA AND RADII OF GYRATION.—ALGEBRAICAL EXPRESSIONS FOR SIMPSON'S RULES.—MECHANICAL PRINCIPLES.—CENTRE OF GRAVITY.—LAWS OF MOTION.—DISPLACEMENT, CENTRE OF BUOYANCY.—CENTRE OF GRAVITY OF SHIP'S HULL.—STABILITY CURVES AND METACENTRES.—SEA AND SHALLOW-WATER WAVES.—ROLLING OF SHIPS.—PROPULSION AND RESISTANCE OF VESSELS.—SPEED TRIALS.—SAILING, CENTRE OF EFFORT.—DISTANCES DOWN RIVERS, COAST LINES.—STEERING AND RUDERS OF VESSELS.—LAUNCHING CALCULATIONS AND VELOCITIES.—WEIGHT OF MATERIAL AND GEAR.—GUN PARTICULARS AND WEIGHT.—STANDARD GAUGES.—RIVETED JOINTS AND RIVETING.—STRENGTH AND TESTS OF MATERIALS.—BINDING AND SHEARING STRESSES, ETC.—STRENGTH OF SHAFTING, PILLARS, WHEELS, ETC.—HYDRAULIC DATA, ETC.—CONIC SECTIONS, CATENARIAN CURVES.—MECHANICAL POWERS, WORK.—BOARD OF TRADE REGULATIONS FOR BOILERS AND ENGINES.—BOARD OF TRADE REGULATIONS FOR SHIPS.—LLOYD'S RULES

FOR BOILERS.—LLOYD'S WEIGHT OF CHAINS.—LLOYD'S SCANTLINGS FOR SHIPS.—DATA OF ENGINES AND VESSELS.—SHIPS' FITTINGS AND TESTS.—SEASONING PRESERVING TIMBER.—MEASUREMENT OF TIMBER.—ALLOYS, PAINTS, VARNISHES.—DATA FOR STOWAGE.—ADMIRALTY TRANSPORT REGULATIONS.—RULES FOR HORSEPOWER, SCREW PROPELLERS, ETC.—PERCENTAGES FOR BUTT STRAHS, ETC.—PARTICULARS OF YACHTS.—MASTING AND RIGGING VESSELS.—DISTANCES OF FOREIGN PORTS.—TONNAGE TABLES.—VOCABULARY OF FRENCH AND ENGLISH TERMS.—ENGLISH WEIGHTS AND MEASURES.—FOREIGN WEIGHTS AND MEASURES.—DECIMAL EQUIVALENTS.—FOREIGN MONEY.—DISCOUNT AND WAGE TABLES.—USEFUL NUMBERS AND READY RECKONERS.—TABLES OF CIRCULAR MEASURES.—TABLES OF AREAS OF AND CIRCUMFERENCES OF CIRCLES.—TABLES OF AREAS OF SEGMENTS OF CIRCLES.—TABLES OF SQUARES AND CUBES AND ROOTS OF NUMBERS.—TABLES OF LOGARITHMS OF NUMBERS.—TABLES OF HYPERBOLIC LOGARITHMS.—TABLES OF NATURAL SINES, TANGENTS, ETC.—TABLES OF LOGARITHMIC SINES, TANGENTS, ETC.

"In these days of advanced knowledge a work like this is of the greatest value. It contains a vast amount of information. We unhesitatingly say that it is the most valuable compilation for its specific purpose that has ever been printed. No naval architect, engineer, surveyor, or seaman, wood or iron shipbuilder, can afford to be without this work."—*Nautical Magazine*.

"Should be used by all who are engaged in the construction or designs of vessels. . . Will be found to contain the most useful tables and formulæ required by shipbuilders, carefully collected from the best authorities, and put together in a popular and simple form."—*Engineer*.

"The professional shipbuilder has now, in a convenient and accessible form, reliable data for solving many of the numerous problems that present themselves in the course of his work."—*Iron*.

"There is no doubt that a pocket-book of this description must be a necessity in the shipbuilding trade. . . The volume contains a mass of useful information clearly expressed and presented in a handy form."—*Marine Engineer*.

Marine Engineering.

MARINE ENGINES AND STEAM VESSELS (A Treatise

on). By ROBERT MURRAY, C.E. Eighth Edition, thoroughly Revised, with considerable Additions by the Author and by GEORGE CARLIS, C.E., Senior Surveyor to the Board of Trade at Liverpool. 12mo, 5s. cloth boards.

"Well adapted to give the young steamship engineer or marine engine and boiler maker a general introduction into his practical work."—*Mechanical World*.

"We feel sure that this thoroughly revised edition will continue to be as popular in the future as it has been in the past, as, for its size, it contains more useful information than any similar treatise."—*Industries*.

"As a compendious and useful guide to engineers of our mercantile and royal naval services, we should say it cannot be surpassed."—*Building News*.

"The information given is both sound and sensible, and well qualified to direct young seagoing hands on the straight road to the extra chief's certificate. . . Most useful to surveyors, inspectors, draughtsmen, and young engineers."—*Glasgow Herald*.

English-French Dictionary of Sea Terms.

TECHNICAL DICTIONARY OF SEA TERMS, PHRASES AND WORDS USED IN THE ENGLISH & FRENCH LANGUAGES. (English-French, French-English). For the Use of Seamen, Engineers, Pilots, Ship-builders, Ship-owners and Ship-brokers. Compiled by W. FARRÉ, late of the African Steamship Company. Fcap. 8vo, 5s. cloth limp. [Just published.]

"This volume will be highly appreciated by seamen, engineers, pilots, shipbuilders and ship-owners. It will be found wonderfully accurate and complete."—*Scotsman*.

"A very useful dictionary, which has long been wanted by French and English engineers, masters, officers and others."—*Shipping World*.

Pocket-Book for Marine Engineers.

A POCKET-BOOK OF USEFUL TABLES AND FORMULÆ FOR MARINE ENGINEERS. By FRANK PROCTOR, A.I.N.A. Third Edition. Royal 32mo, leather, gilt edges, with strap, 4s.

"We recommend it to our readers as going far to supply a long-felt want."—*Naval Science*.

"A most useful companion to all marine engineers."—*United Service Gazette*.

Introduction to Marine Engineering.

ELEMENTARY ENGINEERING: A Manual for Young Marine Engineers and Apprentices. In the Form of Questions and Answers on Metals, Alloys, Strength of Materials, Construction and Management of Marine Engines and Boilers, Geometry, &c. &c. With an Appendix of Useful Tables. By JOHN SHERRIN BREWER, Government Marine Surveyor, Hong-kong. Second Edition, Revised. Small crown 8vo, 2s. cloth.

"Contains much valuable information for the class for whom it is intended, especially in the chapters on the management of boilers and engines."—*Nautical Magazine*.

"A useful introduction to the more elaborate text-books."—*Scotsman*.

"To a student who has the requisite desire and resolve to attain a thorough knowledge, Mr. Brewer offers decidedly useful help."—*Athenæum*.

Navigation.

PRACTICAL NAVIGATION. Consisting of THE SAILOR'S SEA-BOOK, by JAMES GREENWOOD and W. H. ROSSER; together with the requisite Mathematical and Nautical Tables for the Working of the Problems, by HENRY LAW, C.E., and Professor J. R. YOUNG. Illustrated, 12mo, 7s, strongly half-bound.

Sailmaking.

THE ART AND SCIENCE OF SAILMAKING. By SAMUEL B. SADLER, Practical Sailmaker, late in the employment of Messrs. Ratsey and Lapthorne, of Cowes and Gosport. With Plates and other Illustrations. Small 4to, 12s. 6d. cloth.

"This work is very ably written, and is illustrated by diagrams and carefully-worked calculations. The work should be in the hands of every sailmaker, whether employer or employed, as it cannot fail to assist them in the pursuit of their important avocations."—*Isle of Wight Herald*.

"This extremely practical work gives a complete education in all the branches of the manufacture cutting out, roping, seaming, and goring. It is copiously illustrated, and will form a first-rate text-book and guide."—*Plymouth Times*.

"The author of this work has rendered a distinct service to all interested in the art of sail-making. The subject of which he treats is a congenial one. Mr. Sadler is a practical sailmaker and has devoted years of careful observation and study to the subject; and the results of the experience thus gained he has set forth in the volume before us."—*Steamship*.

Chain Cables.

CHAIN CABLES AND CHAINS. Comprising Sizes and Curves of Links, Studs, &c., Iron for Cables and Chains, Chain Cable and Chain Making, Forming and Welding Links, Strength of Cables and Chains, Certificates for Cables, Marking Cables, Prices of Chain Cables and Chains, Historical Notes, Acts of Parliament, Statutory Tests, Charges for Testing, List of Manufacturers of Cables, &c. &c. By THOMAS W. TRAILL, F.E.R.N., M. Inst. C.E., Engineer Surveyor in Chief, Board of Trade, Inspector of Chain Cable and Anchor Proving Establishments, and General Superintendent, Lloyd's Committee on Proving Establishments. With numerous Tables, Illustrations and Lithographic Drawings. Folio, £2 2s. cloth.

It contains a vast amount of valuable information. Nothing seems to be wanting to make it a complete and standard work of reference on the subject."—*Nautical Magazine*.

MINING AND METALLURGY.

Mining Machinery.

MACHINERY FOR METALLIFEROUS MINES: A Practical Treatise for Mining Engineers, Metallurgists, and Managers of Mines. By E. HENRY DAVIES, M.E., F.G.S. Crown 8vo, 580 pp., with upwards of 300 Illustrations, 12s. 6d. cloth. [Just published.]

"Mr. Davies, in this handsome volume, has done the advanced student and the manager of mines good service. Almost every kind of machinery in actual use is carefully described, and the woodcuts and plates are good."—*Athenaeum*.

"From cover to cover the work exhibits all the same characteristics which excite the confidence and attract the attention of the student as he peruses the first page. The work may safely be recommended. By its publication the literature connected with the industry will be enriched, and the reputation of its author enhanced."—*Mining Journal*.

"Mr. Davies has endeavoured to bring before his readers the best of everything in modern mining appliances. His work carries internal evidence of the author's impartiality, and this constitutes one of the great merits of the book. Throughout his work the criticisms are based on his own or other reliable experience."—*Iron and Steel Trades' Journal*.

"The work deals with nearly every class of machinery or apparatus likely to be met with or required in connection with metalliferous mining, and is one which we have every confidence in recommending."—*Practical Engineer*.

Metalliferous Minerals and Mining.

A TREATISE ON METALLIFEROUS MINERALS AND MINING. By D. C. DAVIES, F.G.S., Mining Engineer, &c., Author of "A Treatise on Slate and Slate Quarrying." Fifth Edition, thoroughly Revised and much Enlarged, by his Son, E. HENRY DAVIES, M.E., F.G.S. With about 150 Illustrations. Crown 8vo, 12s. 6d. cloth.

"Neither the practical miner nor the general reader interested in mines can have a better book or his companion and his guide."—*Mining Journal*. [Mining World.]

"We are doing our readers a service in calling their attention to this valuable work."

"A book that will not only be useful to the geologist, the practical miner, and the metallurgist but also very interesting to the general public."—*Iron*.

"As a history of the present state of mining throughout the world this book has a real value and it supplies an actual want."—*Athenaeum*.

Earthy Minerals and Mining.

A TREATISE ON EARTHY & OTHER MINERALS AND MINING. By D. C. DAVIES, F.G.S., Author of "Metalliferous Minerals," &c. Third Edition, revised and Enlarged, by his Son, E. HENRY DAVIES M.E., F.G.S. With about 100 Illustrations. Crown 8vo, 12s. 6d. cloth.

"We do not remember to have met with any English work on mining matters that contains the same amount of information packed in equally convenient form."—*Academy*.

"We should be inclined to rank it as among the very best of the handy technical and trades manuals which have recently appeared."—*British Quarterly Review*.

Metalliferous Mining in the United Kingdom.

BRITISH MINING: A Treatise on the History, Discovery, Practical Development, and Future Prospects of Metalliferous Mines in the United Kingdom. By ROBERT HUNT, F.R.S., Editor of "Ure's Dictionary of Arts, Manufactures, and Mines," &c. Upwards of 950 pp., with 230 Illustrations. Second Edition, Revised. Super-royal 8vo, £2 2s. cloth.

"One of the most valuable works of reference of modern times. Mr. Hunt, as Keeper of Mining Records of the United Kingdom, has had opportunities for such a task not enjoyed by anyone else and has evidently made the most of them. . . . The language and style adopted are good, and the treatment of the various subjects laborious, conscientious, and scientific."—*Engineering*.

"The book is, in fact, a treasure-house of statistical information on mining subjects, and we know of no other work embodying so great a mass of matter of this kind. Were this the only merit of Mr. Hunt's volume, it would be sufficient to render it indispensable in the library of everyone interested in the development of the mining and metallurgical industries of this country."—*Athenaeum*.

"A mass of information not elsewhere available, and of the greatest value to those who may be interested in our great mineral industries."—*Engineer*.

Underground Pumping Machinery.

MINE DRAINAGE. Being a Complete and Practical Treatise on Direct-Acting Underground Steam Pumping Machinery, with a Description of a large number of the best known Engines, their General Utility and the Special Sphere of their Action, the Mode of their Application, and their merits compared with other forms of Pumping Machinery. By STEPHEN MICHELL. 8vo, 15s. cloth.

"Will be highly esteemed by colliery owners and lessees, mining engineers, and students generally who require to be acquainted with the best means of securing the drainage of mines. It is a most valuable work, and stands almost alone in the literature of steam pumping machinery."—*Colliery Guardian*.

"Much valuable information is given, so that the book is thoroughly worthy of an extensive circulation amongst practical men and purchasers of machinery."—*Mining Journal*.

Prospecting for Gold and other Metals.

THE PROSPECTOR'S HANDBOOK: A Guide for the Prospector and Traveller in Search of Metal-Bearing or other Valuable Minerals. By J. W. ANDERSON, M.A. (Camb.), F.R.G.S., Author of "Fiji and New Caledonia." Sixth Edition, thoroughly Revised and much Enlarged. Small crown 8vo, 3s. 6d. cloth; or, 4s. 6d. leather, pocket-book form, with tuck.

[Just published.

"Will supply a much felt want, especially among Colonists, in whose way are so often thrown many mineralogical specimens the value of which it is difficult to determine."—*Engineer*.

"How to find commercial minerals, and how to identify them when they are found, are the leading points to which attention is directed. The author has managed to pack as much practical detail into his pages as would supply material for a book three times its size."—*Mining Journal*.

Mining Notes and Formulæ.

NOTES AND FORMULÆ FOR MINING STUDENTS. By JOHN HERMAN MERIVALE, M.A., Certificated Colliery Manager, Professor of Mining in the Durham College of Science, Newcastle-upon-Tyne. Third Edition, Revised and Enlarged. Small crown 8vo, 2s. 6d. cloth.

"Invaluable to anyone who is working up for an examination on mining subjects."—*Iron and Coal Trades Review*.

"The author has done his work in an exceedingly creditable manner, and has produced a book that will be of service to students, and those who are practically engaged in mining operations."—*Engineer*.

Handybook for Miners.

THE MINER'S HANDBOOK: A Handy Book of Reference on the Subjects of Mineral Deposits, Mining Operations, Ore Dressing, &c. For the Use of Students and others interested in Mining matters. Compiled by JOHN MILNE, F.R.S., Professor of Mining in the Imperial University of Japan. Revised Edition. Fcap. 8vo, 7s. 6d. leather.

[Just published.

"Professor Milne's handbook is sure to be received with favour by all connected with mining, and will be extremely popular among students."—*Athenæum*.

Miners' and Metallurgists' Pocket-Book.

A POCKET-BOOK FOR MINERS AND METALLURGISTS. Comprising Rules, Formulæ, Tables, and Notes, for Use in Field and Office Work. By F. DANVERS POWER, F.G.S., M.B. Fcap. 8vo, 9s. leather.

"This excellent book is an admirable example of its kind, and ought to find a large sale amongst English-speaking prospectors and mining engineers."—*Engineering*.

"A useful *vade-mecum* containing a mass of rules, formulæ, tables, and various other information, necessary for daily reference."—*Iron*.

Mineral Surveying and Valuing.

THE MINERAL SURVEYOR AND VALUER'S COMPLETE GUIDE, comprising a Treatise on Improved Mining Surveying and the Valuation of Mining Properties, with New Traverse Tables. By WM. LINTERN. Third Edition, Enlarged. 12mo, 4s. cloth.

"A valuable and thoroughly trustworthy guide."—*Iron and Coal Trades Review*.

Asbestos and its Uses.

ASBESTOS: Its Properties, Occurrence, and Uses. With some Account of the Mines of Italy and Canada. By ROBERT H. JONES. With Eight Collotype Plates and other Illustrations. Crown 8vo, 12s. 6d. cloth.

"An interesting and invaluable work."—*Colliery Guardian*.

Iron, Metallurgy of.

METALLURGY OF IRON. Containing History of Iron Manufacture, Methods of Assay, and Analyses of Iron Ores, Processes of Manufacture of Iron and Steel, &c. By H. BAUERMAN, F.G.S., A.R.S.M. With numerous Illustrations. Sixth Edition, Enlarged. 12mo, 5s. 6d. cloth.

"Carefully written, it has the merit of brevity and conciseness, as to less important points; while all material matters are very fully and thoroughly entered into."—*Standard*.

Slate Quarrying, &c.

SLATE AND SLATE QUARRYING, Scientific, Practical and Commercial. By D. C. DAVIES, F.G.S., Mining Engineer, &c. With numerous Illustrations and Folding Plates. Third Edition, 12mo, 3s. cloth.

"One of the best and best-balanced treatises on a special subject that we have met with."—*Engineer*.

Colliery Management.

THE COLLIERY MANAGER'S HANDBOOK: A Comprehensive Treatise on the Laying-out and Working of Collieries, Designed as a Book of Reference for Colliery Managers, and for the Use of Coal-Mining Students preparing for First-class Certificates. By CALEB PAMELY, Mining Engineer and Surveyor; Member of the North of England Institute of Mining and Mechanical Engineers; and Member of the South Wales Institute of Mining Engineers. With nearly 700 Plans, Diagrams, and other Illustrations. Third Edition, Revised and Enlarged. Medium 8vo. about 900 pages. Price £1 5s. strongly bound. [Just published.]

SUMMARY OF CONTENTS.

GEOLOGY.—SEARCH FOR COAL.—MINERAL LEASES AND OTHER HOLDINGS.—SHAFT SINKING.—FITTING UP THE SHAFT AND SURFACE ARRANGEMENTS.—STEAM BOILERS AND THEIR FITTINGS.—TIMBERING AND WALLING.—NARROW WORK AND METHODS OF WORKING.—UNDERGROUND CONVEYANCE.—DRAINAGE.—THE GASES MET WITH IN MINES; VENTILATION.—ON THE FRICTION OF AIR IN MINES.—

THE PRIESTMAN OIL ENGINE; PETROLEUM AND NATURAL GAS—SURVEYING AND PLANNING.—LIGHTING; SAFETY LAMPS AND FIRE-DAMP DETECTORS.—SUNDRY AND INCIDENTAL OPERATIONS AND APPLIANCES.—COLLIERY EXPLOSIONS.—MISCELLANEOUS QUESTIONS AND ANSWERS.

Appendix: SUMMARY OF REPORT OF H.M. COMMISSIONERS ON ACCIDENTS IN MINES.

"There can be no doubt that it is the best book on coal-mining."—J. T. ROBSON, Esq., *H.M.'s Inspector of Mines, South Wales District.*

"Mr. Pameley's work is eminently suited to the purpose for which it is intended—being clear, interesting, exhaustive, rich in detail, and up to date, giving descriptions of the very latest machines in every department. . . . A mining engineer could scarcely go wrong who followed this work."—*Colliery Guardian.*

"This is the most complete 'all-round' work on coal-mining published in the English language. . . . No library of coal-mining books is complete without it."—*Colliery Engineer* (Scranton, Pa., U.S.A.).

"Mr. Pameley's work is in all respects worthy of our admiration. No person in any responsible position connected with mines should be without a copy."—*Westminster Review.*

Coal and Iron.

THE COAL AND IRON INDUSTRIES OF THE UNITED KINGDOM. Comprising a Description of the Coal Fields, and of the Principal Seams of Coal, with Returns of their Produce and its Distribution, and Analyses of Special Varieties. Also an Account of the occurrence of Iron Ores in Veins or Seams; Analyses of each Variety; and a History of the Rise and Progress of Pig Iron Manufacture. By RICHARD MEADE, Assistant Keeper of Mining Records. With Maps. 8vo, £1 8s. cloth.

"The book is one which must find a place on the shelves of all interested in coal and iron production, and in the iron, steel, and other metallurgical industries."—*Engineer.*

"Of this book we may unreservedly say that it is the best of its class which we have ever met. . . . A book of reference which no one engaged in the iron or coal trades should omit from his library."—*Iron and Coal Trades Review.*

Coal Mining.

COAL AND COAL MINING: A Rudimentary Treatise on. By the late Sir WARINGTON W. SMYTH, M.A., F.R.S., Chief Inspector of the Mines of the Crown. Seventh Edition, Revised and Enlarged. With numerous Illustrations. 12mo, 4s. cloth boards.

"As an outline is given of every known coal-field in this and other countries, as well as of the principal methods of working, the book will doubtless interest a very large number of readers."—*Mining Journal.*

Subterraneous Surveying.

SUBTERRANEAN SURVEYING, Elementary and Practical Treatise on, with and without the Magnetic Needle. By THOMAS FENWICK, Surveyor of Mines, and THOMAS BAKER, C.E. Illust. 12mo, 3s. cloth boards.

Granite Quarrying.

GRANITES AND OUR GRANITE INDUSTRIES. By GEORGE F. HARRIS, F.G.S., Membre de la Société Belge de Géologie, Lecturer on Economic Geology at the Birkbeck Institution, &c. With Illustrations. Crown 8vo, 2s. 6d. cloth.

"A clearly and well-written manual on the granite industry."—*Scotsman.*

"An interesting work, which will be deservedly esteemed."—*Colliery Guardian.*

"An exceedingly interesting and valuable monograph on a subject which has hitherto received unaccountably little attention in the shape of systematic literary treatment."—*Scottish Leader.*

Gold, Metallurgy of.

THE METALLURGY OF GOLD: A Practical Treatise on the Metallurgical Treatment of Gold-bearing Ores. Including the Processes of Concentration, Chlorination and Extraction by Cyanide, and the Assaying, Melting, and Refining of Gold. By M. EISSLER, Mining Engineer and Metallurgical Chemist, formerly Assistant Assayer of the U. S. Mint, San Francisco. Fourth Edition, Enlarged. With about 250 Illustrations and numerous Folding Plates and Working Drawings. 8vo, 16s. cloth [Just published.

"This book thoroughly deserves its title of a 'Practical Treatise.' The whole process of gold milling, from the breaking of the quartz to the assay of the bullion, is described in clear and orderly narrative and with much, but not too much, fulness of detail."—*Saturday Review*.

"The work is a storehouse of information and valuable data, and we strongly recommend it to all professional men engaged in the gold-mining industry."—*Mining Journal*.

Gold Extraction.

THE CYANIDE PROCESS OF GOLD EXTRACTION: and its Practical Application on the Witwatersrand Gold Fields in South Africa. By M. EISSLER, M.E., Mem. Inst. Mining and Metallurgy, Author of "The Metallurgy of Gold," &c. With Diagrams and Working Drawings. Large crown 8vo, 7s. 6d. cloth. [Just published.

"This book is just what was needed to acquaint mining men with the actual working of a process which is not only the most popular, but is, as a general rule, the most successful for the extraction of gold from tailings."—*Mining Journal*.

"The work will prove invaluable to all interested in gold mining, whether metallurgists or as investors."—*Chemical News*.

Silver, Metallurgy of.

THE METALLURGY OF SILVER: A Practical Treatise on the Amalgamation, Roasting, and Lixiviation of Silver Ores. Including the Assaying, Melting and Refining, of Silver Bullion. By M. EISSLER, Author of "The Metallurgy of Gold," &c. Third Edition. With 150 Illustrations. Crown 8vo, 10s. 6d. cloth. [Just published.

"A practical treatise, and a technical work which we are convinced will supply a long-felt want amongst practical men, and at the same time be of value to students and others indirectly connected with the industries."—*Mining Journal*.

"From first to last the book is thoroughly sound and reliable."—*Colliery Guardian*.

"For chemists, practical miners, assayers, and investors alike, we do not know of any work on the subject so handy and yet so comprehensive."—*Glasgow Herald*.

Lead, Metallurgy of.

THE METALLURGY OF ARGENTIFEROUS LEAD: A Practical Treatise on the Smelting of Silver-Lead Ores and the Refining of Lead Bullion. Including Reports on various Smelting Establishments and Descriptions of Modern Smelting Furnaces and Plants in Europe and America. By M. EISSLER, M.E., Author of "The Metallurgy of Gold," &c. Crown 8vo, 400 pp., with 183 Illustrations, 12s. 6d. cloth.

"The numerous metallurgical processes, which are fully and extensively treated of, embrace all the stages experienced in the passage of the lead from the various natural states to its issue from the refinery as an article of commerce."—*Practical Engineer*.

"The present volume fully maintains the reputation of the author. Those who wish to obtain a thorough insight into the present state of this industry cannot do better than read this volume, and all mining engineers cannot fail to find many useful hints and suggestions in it."—*Industries*.

"It is most carefully written and illustrated with capital drawings and diagrams. In fact, it is the work of an expert for experts, by whom it will be prized as an indispensable text-book."—*Bristol Mercury*.

Iron Mining.

THE IRON ORES OF GREAT BRITAIN AND IRELAND: Their Mode of Occurrence, Age, and Origin, and the Methods of Searching for and Working them, with a Notice of some of the Iron Ores of Spain. By J. D. KENDALL, F.G.S., Mining Engineer. Crown 8vo, 16s. cloth.

"The author has a thorough practical knowledge of his subject, and has supplemented a careful study of the available literature by unpublished information derived from his own observations. The result is a very useful volume which cannot fail to be of value to all interested in the iron industry of the country."—*Industries*.

"Mr. Kendall is a great authority on this subject and writes from personal observation."—*Colliery Guardian*.

"Mr. Kendall's book is thoroughly well done. In it there are the outlines of the history of ore mining in every centre and there is everything that we want to know as to the character of the ores of each district, their commercial value and the cost of working them."—*Iron and Steel Trades Journal*.

ELECTRICITY, ELECTRICAL ENGINEERING, etc.

Dynamo Management.

THE MANAGEMENT OF DYNAMOS: A Handybook of Theory and Practice for the Use of Mechanics, Engineers, Students and others in Charge of Dynamos. By G. W. LUMMIS PATERSON. With numerous Illustrations. Crown 8vo, 3s. 6d. cloth. [Just published.]

"An example which deserves to be taken as a model by other authors. The subject is treated in a manner which any intelligent man who is fit to be entrusted with charge of an engine should be able to understand. It is a useful book to all who make, tend or employ electric machinery."—*Architect.*

"A most satisfactory book from a practical point of view. We strongly commend it to the attention of every electrical engineering student."—*Daily Chronicle.*

Electrical Engineering.

THE ELECTRICAL ENGINEER'S POCKET-BOOK OF MODERN RULES, FORMULÆ, TABLES, AND DATA. By H. R. KEMPE, M.Inst.E.E., A.M.Inst.C.E., Technical Officer, Postal Telegraphs, Author of "A Handbook of Electrical Testing," &c. Second Edition, thoroughly Revised, with Additions. Royal 32mo, oblong, 5s. leather.

"There is very little in the shape of formulæ or data which the electrician is likely to want in a hurry which cannot be found in its pages."—*Practical Engineer.*

"A very useful hook of reference for daily use in practical electrical engineering and its various applications to the industries of the present day."—*Iron.*

"It is the best book of its kind."—*Electrical Engineer.*

"Well arranged and compact. The 'Electrical Engineer's Pocket-Book' is a good one."—*Electrician.*

"Strongly recommended to those engaged in the various electrical industries."—*Electrical Review.*

Electric Lighting.

ELECTRIC LIGHT FITTING: A Handbook for Working Electrical Engineers, embodying Practical Notes on Installation Management. By JOHN W. URQUHART, Electrician, Author of "Electric Light," &c. With numerous Illustrations. Second Edition, Revised, with Additional Chapters. Crown 8vo, 5s. cloth.

"This volume deals with what may be termed the mechanics of electric lighting, and is addressed to men who are already engaged in the work or are training for it. The work traverses a great deal of ground, and may be read as a sequel to the same author's useful work on 'Electric Light.'"—*Electrician.*

"The book is well worth the perusal of the workmen for whom it is written."—*Electrical Review.*

"We have read this book with a good deal of pleasure. We believe that the book will be of use to practical workmen, who will not be alarmed by finding mathematical formulæ which they are unable to understand."—*Electrical Plant.*

Electric Light.

ELECTRIC LIGHT: Its Production and Use. Embodying Plain Directions for the Treatment of Dynamo-Electric Machines, Batteries, Accumulators, and Electric Lamps. By J. W. URQUHART, C.E., Author of "Electric Light Fitting," "Electroplating," &c. Fifth Edition, carefully Revised, with Large Additions and 145 Illustrations. Crown 8vo, 7s. 6d. cloth.

"The whole ground of electric lighting is more or less covered and explained in a very clear and concise manner."—*Electrical Review.*

"Contains a good deal of very interesting information, especially in the parts where the author gives dimensions and working costs."—*Electrical Engineer.*

"A miniature *vade-mecum* of the salient facts connected with the science of electric lighting."—*Electrician.*

"You cannot have a better book than 'Electric Light,' by Urquhart."—*Engineer.*

"The book is by far the best that we have yet met with on the subject."—*Athenæum.*

Construction of Dynamos.

DYNAMO CONSTRUCTION: A Practical Handbook for the Use of Engineer Constructors and Electricians-in-Charge. Embracing Framework Building, Field Magnet and Armature Winding and Grouping, Compounding, &c. With Examples of leading English, American, and Continental Dynamos and Motors. By J. W. URQUHART, Author of "Electric Light," "Electric Light Fitting," &c. Second Edition, Revised and Enlarged. With 114 Illustrations. Crown 8vo, 7s. 6d. cloth. [Just published.]

"Mr. Urquhart's book is the first one which deals with these matters in such a way that the engineering student can understand them. The book is very readable, and the author leads his readers up to difficult subjects by reasonably simple tests."—*Engineering Review.*

"The author deals with his subject in a style so popular as to make his volume a handbook of great practical value to engineer constructors and electricians in charge."—*Scottsman.*

"'Dynamo Construction' more than sustains the high character of the author's previous publications. It is sure to be widely read by the large and rapidly-increasing number of practical electricians."—*Glasgow Herald.*

New Dictionary of Electricity.

THE STANDARD ELECTRICAL DICTIONARY. A Popular Dictionary of Words and Terms Used in the Practice of Electrical Engineering. Containing upwards of 3,000 Definitions. By T. O'CONNOR SLOANE, A.M., Ph.D., Author of "The Arithmetic of Electricity," &c. Crown 8vo, 630 pp., 350 Illustrations, 7s. 6d. cloth. [Just published.

"The work has many attractive features in it, and is beyond doubt, a well put together and useful publication. The amount of ground covered may be gathered from the fact that in the Index about 5,000 references will be found. The inclusion of such comparatively modern words as 'impedance,' 'reluctance,' &c., shows that the author has desired to be up to date, and indeed there are other indications of carefulness of compilation. The work is one which does the author great credit and it should prove of great value, especially to students."—*Electrical Review*.

Very complete and contains a large amount of useful information."—*Industries*.

"An encyclopædia of electrical science in the compass of a dictionary. The information given is sound and clear. The book is well printed, well illustrated, and well up to date, and may be confidently recommended."—*Builder*.

"The volume is excellently printed and illustrated, and should form part of the library of every one who is connected with electrical matters."—*Hardware Trade Journal*.

Electric Lighting of Ships.

ELECTRIC SHIP-LIGHTING: A Handbook on the Practical Fitting and Running of Ship's Electrical Plant. For the Use of Shipowners and Builders, Marine Electricians, and Sea-going Engineers-in-Charge. By J. W. URQUHART, C.E. With 88 Illustrations. Crown 8vo, 7s. 6d. cloth.

"The subject of ship electric lighting is one of vast importance in these days, and Mr. Urquhart is to be highly complimented for placing such a valuable work at the service of the practical marine electrician."—*The Steamship*.

"Distinctly a book which of its kind stands almost alone, and for which there should be a demand."—*Electrical Review*.

Country House Electric Lighting.

ELECTRIC LIGHT FOR COUNTRY HOUSES: A Practical Handbook on the Erection and Running of Small Installations, with particulars of the Cost of Plant and Working. By J. H. KNIGHT. Crown 8vo, 1s. wrapper. [Just published.

Electric Lighting.

THE ELEMENTARY PRINCIPLES OF ELECTRIC LIGHTING. By ALAN A. CAMPBELL SWINTON, Associate I.E.E. Third Edition, Enlarged and Revised. With 16 Illustrations. Crown 8vo, 1s. 6d. cloth.

"Anyone who desires a short and thoroughly clear exposition of the elementary principles of electric-lighting cannot do better than read this little work."—*Bradford Observer*.

Dynamic Electricity.

THE ELEMENTS OF DYNAMIC ELECTRICITY AND MAGNETISM. By PHILIP ATKINSON, A.M., Ph.D., Author of "The Elements of Electric Lighting," &c. Cr. 8vo, with 120 Illustrations, 10s. 6d. cl.

Electric Motors, &c.

THE ELECTRIC TRANSFORMATION OF POWER and its Application by the Electric Motor, including Electric Railway Construction. By P. ATKINSON, A.M., Ph.D., Author of "The Elements of Electric Lighting," &c. With 96 Illustrations. Crown 8vo, 7s. 6d. cloth.

Dynamo Construction.

HOW TO MAKE A DYNAMO: A Practical Treatise for Amateurs. Containing numerous Illustrations and Detailed Instructions for Constructing a Small Dynamo, to Produce the Electric Light. By ALFRED CROFTS. Fourth Edition, Revised and Enlarged. Crown 8vo, 2s. cloth.

"The instructions given in this unpretentious little book are sufficiently clear and explicit to enable any amateur mechanic possessed of average skill and the usual tools to be found in an amateur's workshop, to build a practical dynamo machine."—*Electrician*.

Text Book of Electricity.

THE STUDENT'S TEXT-BOOK OF ELECTRICITY. By HENRY M. NOAD, F.R.S. 630 pages, with 470 Illustrations. Cheaper Edition. Crown 8vo, 9s. cloth. [Just published.

Electricity.

A MANUAL OF ELECTRICITY: Including Galvanism, Magnetism, Dia-Magnetism, Electro-Dynamics. By HENRY M. NOAD, Ph.D., F.R.S. Fourth Edition (1859). 8vo, £1 4s. cloth.

ARCHITECTURE, BUILDING, etc.

Building Construction.

PRACTICAL BUILDING CONSTRUCTION: A Handbook for Students Preparing for Examinations, and a Book of Reference for Persons Engaged in Building. By JOHN P. ALLEN, Surveyor, Lecturer on Building Construction at the Durham College of Science, Newcastle. Medium 8vo, 450 pages, with 1,000 Illustrations. 12s. 6d. cloth. [Just published.]

"This volume is one of the most complete expositions of building construction we have seen. It contains all that is necessary to prepare students for the various examinations in building construction."—*Building News*.

"The author depends nearly as much on his diagrams as on his type. The pages suggest the hand of a man of experience in building operations—and the volume must be a blessing to many teachers as well as to students."—*The Architect*.

"The work is sure to prove a formidable rival to great and small competitors alike, and bids air to take a permanent place as a favourite students' text-book. The large number of illustrations deserve particular mention for the great merit they possess for purposes of reference, in exactly corresponding to convenient scales."—*Four. Inst. Brit. Archts.*

Masonry.

PRACTICAL MASONRY: A Guide to the Art of Stone Cutting. Comprising the Construction, Setting-Out, and Working of Stairs, Circular Work, Arches, Niches, Domes, Pendentives, Vaults, Tracery Windows, &c. For the Use of Students, Masons and other Workmen. By WILLIAM R. PURCHASE, Building Inspector to the Town of Hove. Royal 8vo, 134 pages, including 50 Lithographic Plates (about 400 separate Diagrams), 7s. 6d. cloth. [Just published.]

"The illustrations are well thought out and clear. The volume places within reach of the professional mason many useful data for solving the problems which present themselves day by day."—*Glasgow Herald*.

The New Builder's Price Book, 1896.

LOCKWOOD'S BUILDER'S PRICE BOOK FOR 1896. A Comprehensive Handbook of the Latest Prices and Data for Builders, Architects, Engineers, and Contractors. By FRANCIS T. W. MILLER. 800 closely-printed pages, crown 8vo, 4s. cloth.

"This book is a very useful one, and should find a place in every English office connected with the building and engineering professions."—*Industries*.

"An excellent book of reference."—*Architect*.

"In its new and revised form this Price Book is what a work of this kind should be—comprehensive, reliable, well arranged, legible, and well bound."—*British Architect*.

New London Building Act, 1894.

THE LONDON BUILDING ACT, 1894; with the By-Laws and Regulations of the London County Council, and Introduction, Notes, Cases and Index. By ALEX. J. DAVIN, B.A., LL.M. of the Inner Temple, Barrister-at-Law. Crown 8vo, 3s. 6d. cloth. [Just published.]

"To all architects and district surveyors and builders, Mr. Davin's manual will be welcome."—*Building News*.

"The volume will doubtless be eagerly consulted by the building fraternity."—*Illustrated Carpenter and Builder*.

Concrete.

CONCRETE: ITS NATURE AND USES. A Book for Architects, Builders, Contractors, and Clerks of Works. By GEORGE L. SUTCLIFFE, A.R.I.B.A. Crown 8vo, 7s. 6d. cloth. [Just published.]

"The author treats a difficult subject in a lucid manner. The manual fills a long-felt gap. It is careful and exhaustive; equally useful as a student's guide and a architect's book of reference."—*Journal of Royal Institution of British Architects*.

"There is room for this new book, which will probably be for some time the standard work on the subject for a builder's purpose."—*Glasgow Herald*.

"A thoroughly useful and comprehensive work."—*British Architect*.

Mechanics for Architects.

THE MECHANICS OF ARCHITECTURE: A Treatise on Applied Mechanics, especially Adapted to the Use of Architects. By E. W. TARN, M.A., Author of "The Science of Building," &c. Second Edition, Enlarged. Illust. with 125 Diagrams. Cr. 8vo, 7s. 6d. cloth. [Just published.]

"The book is a very useful and helpful manual of architectural mechanics, and really contains sufficient to enable a careful and painstaking student to grasp the principles bearing upon the majority of building problems. . . . Mr. Tarn has added, by this volume, to the debt of gratitude which is owing to him by architectural students for the many valuable works which he has produced for their use."—*The Builder*.

"The mechanics in the volume are really mechanics, and are harmoniously wrought in with the distinctive professional manner proper to the subject."—*The Schoolmaster*.

Designing Buildings.

THE DESIGN OF BUILDINGS: Being Elementary Notes on the Planning, Sanitation and Ornamentive Formation of Structures, based on Modern Practice. Illustrated with Nine Folding Plates. By W. WOODLEY, Assistant Master, Metropolitan Drawing Classes, &c. 8vo, 6s. cloth.

Sir Wm. Chambers's Treatise on Civil Architecture. THE DECORATIVE PART OF CIVIL ARCHITECTURE.

By Sir WILLIAM CHAMBERS, F.R.S. With Portrait, Illustrations, Notes, and an Examination of Grecian Architecture, by JOSEPH GWILT, F.S.A. Revised and Edited by W. H. LEBDS. 66 Plates, 4to, 21s. cloth.

Villa Architecture.

A HANDY BOOK OF VILLA ARCHITECTURE: Being a Series of Designs for Villa Residences in various Styles. With Outline Specifications and Estimates. By C. WICKES, Architect, Author of "The Spires and Towers of England," &c. 61 Plates, 4to, £1 11s. 6d. half-morocco.

"The whole of the designs bear evidence of their being the work of an artistic architect, and they will prove very valuable and suggestive."—*Building News*.

Text-Book for Architects.

THE ARCHITECT'S GUIDE: Being a Text-Book of Useful Information for Architects, Engineers, Surveyors, Contractors, Clerks of Works, &c. By F. ROGERS. Third Edition. Crown 8vo, 3s. 6d. cloth.

"As a text-book of useful information for architects, engineers, surveyors, &c., it would be hard to find a handier or more complete little volume."—*Standard*.

Linear Perspective.

ARCHITECTURAL PERSPECTIVE: The whole Course and Operations of the Draughtsman in Drawing a Large House in Linear Perspective. Illustrated by 43 Folding Plates. By F. O. FERGUSON. Second Edition, Enlarged. 8vo, 3s. 6d. boards. [Just published.]

"It is the most intelligible of the treatises on this ill-treated subject that I have met with."—E. INGRESS BELL, Esq., in the *R.I.B.A. Journal*.

Architectural Drawing.

PRACTICAL RULES ON DRAWING, for the Operative Builder and Young Student in Architecture. By G. PYNE. 14 Plates, 4to, 7s. 6d., bds.

Vitruvius' Architecture.

THE ARCHITECTURE OF MARCUS VITRUVIUS POLLIO. Translated by JOSEPH GWILT, F.S.A., F.R.A.S. New Edition, Revised by the Translator. With 23 Plates. Fcap. 8vo, 5s. cloth.

Designing, Measuring, and Valuing.

THE STUDENT'S GUIDE TO THE PRACTICE OF MEASURING AND VALUING ARTIFICERS' WORK. Containing Directions for taking Dimensions, Abstracting the same, and bringing the Quantities into Bill, with Tables of Constants for Valuation of Labour, and for the Calculation of Areas and Solidities. Originally edited by EDWARD DOBSON, Architect. With Additions by E. WYNDHAM TARN, M.A. Sixth Edition. With 8 Plates and 63 Woodcuts. Crown 8vo, 7s. 6d. cloth.

"This edition will be found the most complete treatise on the principles of measuring and valuing artificers' work that has yet been published."—*Building News*.

Pocket Estimator and Technical Guide.

THE POCKET TECHNICAL GUIDE, MEASURER, AND ESTIMATOR FOR BUILDERS AND SURVEYORS. Containing Technical Directions for Measuring Work in all the Building Trades, Complete Specifications for Houses, Roads, and Drains, and an easy Method of Estimating the parts of a Building collectively. By A. C. BEATON. Seventh Edit. Waistcoat-pocket size, 1s. 6d. leather, gilt edges.

"No builder, architect, surveyor, or valuer should be without his 'Beaton.'"—*Building News*.

Donaldson on Specifications.

THE HANDBOOK OF SPECIFICATIONS; or, Practical Guide to the Architect, Engineer, Surveyor, and Builder, in drawing up Specifications and Contracts for Works and Constructions. Illustrated by Precedents of Buildings actually executed by eminent Architects and Engineers. By Professor T. L. DONALDSON, F.R.I.B.A., &c. New Edition 8vo. with upwards of 7,000 pages of Text, and 33 Plates. £1 11s. 5d. cloth.

"Valuable as a record, and more valuable still as a book of precedents. . . . Suffice it to say that Donaldson's 'Handbook of Specifications' must be bought by all architects."—*Builder*.

Bartholomew and Rogers' Specifications.

SPECIFICATIONS FOR PRACTICAL ARCHITECTURE. A Guide to the Architect, Engineer, Surveyor, and Builder. With an Essay on the Structure and Science of Modern Buildings. Upon the Basis of the Work by ALFRED BARTHOLOMEW, thoroughly Revised, Corrected, and greatly added to by FREDERICK ROGERS, Architect. Third Edition, Revised, with Additions. With numerous Illustrations. Medium 8vo, 15s. cloth.

"The collection of specifications prepared by Mr. Rogers on the basis of Bartholomew's work is too well known to need any recommendation from us. It is one of the books with which every young architect must be equipped."—*Architect*.

House Building and Repairing.

THE HOUSE-OWNER'S ESTIMATOR; or, What will it Cost to Build, Alter, or Repair? A Price Book for Unprofessional People, as well as the Architectural Surveyor and Builder. By J. D. SIMON. Edited by F. T. W. MILLER, A.R.I.B.A. Fourth Edition. Crown 8vo, 3s. 6d. cloth.

"In two years it will repay its cost a hundred times over."—*Field*.

Construction.

THE SCIENCE OF BUILDING: An Elementary Treatise on the Principles of Construction. By E. WYNDHAM TARN, M.A., Architect. Third Edition, Revised and Enlarged. With 59 Engravings. Fcap. 8vo, 4s. cl. A very valuable book, which we strongly recommend to all students."—*Builder*.

Building; Civil and Ecclesiastical.

A BOOK ON BUILDING, Civil and Ecclesiastical, including Church Restoration; with the Theory of Domes and the Great Pyramid, &c. By Sir EDMUND BECKETT, Bart., LL.D., F.R.A.S. Fcap. 8vo, 5s. cloth.

"A book which is always amusing and nearly always instructive."—*Times*.

House Building.

DWELLING HOUSES, THE ERECTION OF. Illustrated by a Perspective View, Plans, Elevations and Sections of a Pair of Semi Detached Villas, with the Specification, Quantities and Estimates. By S. H. BROOKS, Architect. Seventh Edition, thoroughly Revised. 12mo, 2s. 6d. cloth. [Just published

Sanitary Houses, etc.

THE SANITARY ARRANGEMENT OF DWELLING-HOUSES: A Handbook for Householders and Owners of Houses. By A. J. WALLIS-TAVLER, A.M. Inst. C.E. With numerous Illustrations. Crown 8vo, 2s. 6d. cloth. [Just published.

"This book will be largely read; it will be of considerable service to the public. It is well arranged, easily read, and for the most part devoid of technical terms."—*Lancet*.

Ventilation of Buildings.

VENTILATION. A Text Book to the Practice of the Art of Ventilating Buildings. By W. P. BUCHAN, R.P. 12mo, 4s. cloth.

"Contains a great amount of useful practical information, as thoroughly interesting as it is technically reliable."—*British Architect*.

The Art of Plumbing.

PLUMBING. A Text Book to the Practice of the Art or Craft of the Plumber. By WILLIAM PATON BUCHAN, R.P. Sixth Edition. 4s. cloth.

"A text-book which may be safely put in the hands of every young plumber."—*Builder*.

Geometry for the Architect, Engineer, etc.

PRACTICAL GEOMETRY, for the Architect, Engineer, and Mechanic. Giving Rules for the Delineation and Application of various Geometrical Lines, Figures and Curves. By E. W. TARN, M.A., Architect. 8vo, 9s. cloth.

"No book with the same objects in view has ever been published in which the clearness of the rules laid down and the illustrative diagrams have been so satisfactory."—*Scotsman*.

The Science of Geometry.

THE GEOMETRY OF COMPASSES; or, Problems Resolved by the mere Description of Circles, and the use of Coloured Diagrams and Symbols, By OLIVER BYRNE. Coloured Plates. Crown 8vo, 3s. 6d. cloth.

CARPENTRY, TIMBER, etc.**Tredgold's Carpentry, Revised & Enlarged by Tarn.****THE ELEMENTARY PRINCIPLES OF CARPENTRY.**

A Treatise on the Pressure and Equilibrium of Timber Framing, the Resistance of Timber, and the Construction of Floors, Arches, Bridges, Roofs, Uniting Iron and Stone with Timber, &c. To which is added an Essay on the Nature and Properties of Timber, &c., with Descriptions of the kinds of Wood used in Building; also numerous Tables of the Scantlings of Timber for different purposes, the Specific Gravities of Materials, &c. By THOMAS TREDGOLD, C.E. With an Appendix of Specimens of Various Roofs of Iron and Stone, Illustrated. Seventh Edition, thoroughly revised and considerably enlarged by E. WYNDHAM TARN, M.A., Author of "The Science of Building," &c. With 61 Plates, Portrait of the Author, and several Woodcuts. In One large Vol., 4to, price £1 5s. cloth.

"Ought to be in every architect's and every builder's library."—*Builder*.

"A work whose monumental excellence must commend it wherever skilful carpentry is concerned. The author's principles are rather confirmed than impaired by time. The additional plates are of great intrinsic value."—*Building News*.

Carpentry.

CARPENTRY AND JOINERY. The Elementary Principles of Carpentry. Chiefly composed from the Standard Work of THOMAS TREDGOLD, C.E. With Additions, and a TREATISE ON JOINERY by E. W. TARN, M.A. Fifth Edition, Revised and Extended. 12mo, 3s. 6d. cloth.

** ATLAS of Thirty-five Plates to accompany and illustrate the foregoing book. With Descriptive Letterpress. 4to, 6s. cloth.

"These two volumes form a complete treasury of carpentry and joinery, and should be in the hands of every carpenter and joiner in the empire."—*Iron*.

Woodworking Machinery.

WOODWORKING MACHINERY: Its Rise, Progress, and Construction. With Hints on the Management of Saw Mills and the Economical Conversion of Timber. Illustrated with Examples of Recent Designs by leading English, French, and American Engineers. By M. POWIS BALE, A.M.Inst.C.E., M.I.M.E. Second Edition, Revised, with large Additions. Large crown 8vo, 440 pp., 9s. cloth. [Just published.]

"Mr. Bale is evidently an expert on the subject and he has collected so much information that the book is all-sufficient for builders and others engaged in the conversion of timber."—*Architect*.

"The most comprehensive compendium of wood-working machinery we have seen. The author is a thorough master of his subject."—*Building News*.

Saw Mills.

SAW MILLS: Their Arrangement and Management, and the Economical Conversion of Timber. (A Companion Volume to "Woodworking Machinery.") By M. POWIS BALE. Crown 8vo, 10s. 6d. cloth.

"The administration of a large sawing establishment is discussed, and the subject examined from a financial standpoint. Hence the size, shape, order, and disposition of saw-mills and the like are gone into in detail, and the course of the timber is traced from its receipt to its delivery in its converted state. We could not desire a more complete or practical treatise."—*Builder*.

Nicholson's Carpentry.

THE CARPENTER'S NEW GUIDE; or, Book of Lines for Carpenters; comprising all the Elementary Principles essential for acquiring a knowledge of Carpentry. Founded on the late PETER NICHOLSON'S Standard Work. New Edition, Revised by A. АШПИТЕЛ, F.S.A. With Practical Rules on Drawing, by G. РУМЕ. With 74 Plates, 4to, £1 1s. cloth.

Circular Work.

CIRCULAR WORK IN CARPENTRY AND JOINERY: A Practical Treatise on Circular Work of Single and Double Curvature. By GEORGE COLLINGS. With Diagrams. Second Edit. 12mo, 2s. 6d. cloth limp.

"An excellent example of what a book of this kind should be. Cheap in price, clear in definition and practical in the examples selected."—*Builder*.

Handrailing.

HANDRAILING COMPLETE IN EIGHT LESSONS. On the Square-Cut System. By J. S. GOLDTHORP, Teacher of Geometry and Building Construction at the Halifax Mechanic's Institute. With Eight Plates and over 150 Practical Exercises. 4to, 3s. 6d. cloth.

"Likely to be of considerable value to joiners and others who take a pride in good work. We heartily commend it to teachers and students."—*Timber Trades Journal*.

Handrailing and Stairbuilding.

A PRACTICAL TREATISE ON HANDRAILING: Showing New and Simple Methods for Finding the Pitch of the Flank, Drawing the Moulds, Beveling, Jointing-up, and Squaring the Wreath. By GEORGE COLLINGS. Second Edition, Revised and Enlarged, to which is added **A TREATISE ON STAIRBUILDING.** 12mo, 2s. 6d. cloth limp.

"Will be found of practical utility in the execution of this difficult branch of joinery."—*Builder.*

"Almost every difficult phase of this somewhat intricate branch of joinery is elucidated by the aid of plates and explanatory letterpress."—*Furniture Gazette.*

Timber Merchant's Companion.

THE TIMBER MERCHANT'S AND BUILDER'S COMPANION. Containing New and Copious Tables of the Reduced Weight and Measurement of Deals and Battens, of all sizes, from One to a Thousand Pieces, and the relative Price that each size bears per Lineal Foot to any given Price per Petersburg Standard Hundred; the Price per Cube Foot of Square Timber to any given Price per Load of 50 Feet; the proportionate Value of Deals and Battens by the Standard, to Square Timber by the Load of 50 Feet; the readiest mode of ascertaining the Price of Scantling per Lineal Foot of any size, to any given Figure per Cube Foot, &c. &c. By WILLIAM DOWSING. Fourth Edition, Revised and Corrected. Cr. 8vo, 3s. cl.

"Everything is as concise and clear as it can possibly be made. There can be no doubt that every timber merchant and builder ought to possess it."—*Hull Advertiser.*

"We are glad to see a fourth edition of these admirable tables, which for correctness and simplicity of arrangement leave nothing to be desired."—*Timber Trades Journal.*

Practical Timber Merchant.

THE PRACTICAL TIMBER MERCHANT. Being a Guide for the use of Building Contractors, Surveyors, Builders, &c., comprising useful Tables for all purposes connected with the Timber Trade, Marks of Wood, Essay on the Strength of Timber, Remarks on the Growth of Timber, &c. By W. RICHARDSON. Second Edition. Fcap. 8vo, 3s. 6d. cloth.

"This handy manual contains much valuable information for the use of timber merchants, builders, foresters, and all others connected with the growth, sale, and manufacture of timber."—*Journal of Forestry.*

Packing-Case Makers, Tables for.

PACKING-CASE TABLES; showing the number of Superficial Feet in Boxes or Packing-Cases, from six inches square and upwards. By W. RICHARDSON, Timber Broker. Third Edition. Oblong 4to, 3s. 6d. cl.

"Invaluable labour-saving tables."—*Ironmonger.*

"Will save much labour and calculation."—*Grocer.*

Superficial Measurement.

THE TRADESMAN'S GUIDE TO SUPERFICIAL MEASUREMENT. Tables calculated from 1 to 200 inches in length, by 1 to 108 inches in breadth. For the use of Architects, Surveyors, Engineers, Timber Merchants, Builders, &c. By JAMES HAWKINGS. Fourth Edition. Fcap., 3s. 6d. cloth.

"A useful collection of tables to facilitate rapid calculation of surfaces. The exact area of any surface of which the limits have been ascertained can be instantly determined. The book will be found of the greatest utility to all engaged in building operations."—*Scotsman.*

"These tables will be found of great assistance to all who require to make calculations in superficial measurement."—*English Mechanic.*

Forestry.

THE ELEMENTS OF FORESTRY. Designed to afford Information concerning the Planting and Care of Forest Trees for Ornament or Profit, with Suggestions upon the Creation and Care of Woodlands. By F. B. HOUGH. Large crown 8vo, 10s. cloth.

Timber Importer's Guide.

THE TIMBER IMPORTER'S, TIMBER MERCHANT'S, AND BUILDER'S STANDARD GUIDE. By RICHARD E. GRANDY. Comprising an Analysis of Deal Standards, Home and Foreign, with Comparative Values and Tabular Arrangements for fixing Net Landed Cost on Baltic and North American Deals, including all intermediate Expenses, Freight, Insurance, &c. &c. Together with copious Information for the Retailer and Builder. Third Edition, Revised. 12mo, 2s. cloth limp.

"Everything it pretends to be: built up gradually, it leads one from a forest to a treenail, and throws in, as a makeweight, a host of material concerning bricks, columns, cisterns, &c."—*English Mechanic.*

DECORATIVE ARTS, etc.

Woods and Marbles (Imitation of).

SCHOOL OF PAINTING FOR THE IMITATION OF WOODS AND MARBLES, as Taught and Practised by A. R. VAN DER BURG and P. VAN DER BURG, Directors of the Rotterdam Painting Institution. Royal folio, 18½ by 12½ in., Illustrated with 24 full-size Coloured Plates; also 12 plain Plates, comprising 134 Figures. Second and Cheaper Edition, Price £1 11s. 6d.

List of Plates.

1. Various Tools required for Wood Painting—2, 3. Walnut: Preliminary Stages of Graining and Finished Specimen—4. Tools used for Marble Painting and Method of Manipulation—5. St. Remi Marble: Earlier Operations and Finished Specimen—7. Methods of Sketching different Grains, Knots, &c.—8, 9. Ash: Preliminary Stages and Finished Specimen—10. Methods of Sketching Marble Grains—11, 12. Breche Marble: Preliminary Stages of Working and Finished Specimen—13. Maple: Methods of Producing the different Grains—14, 15. Bird's-eye Maple: Preliminary Stages and Finished Specimen—16. Methods of Sketching the different Species of White Marble—17, 18. White Marble: Preliminary Stages of Process and

Finished Specimen—19. Mahogany: Specimens of various Grains and Methods of Manipulation—20, 21. Mahogany: Earlier Stages and Finished Specimen—22, 23, 24. Sienna Marble: Varieties of Grain, Preliminary Stages and Finished Specimen—25, 26, 27. Juniper Wood: Methods of producing Grain, &c.: Preliminary Stages and Finished Specimen—28, 29, 30. Vert de Mer Marble: Varieties of Grain and Methods of Working Unfinished and Finished Specimens—31, 32, 33. Oak: Varieties of Grain, Tools Employed, and Methods of Manipulation, Preliminary Stages and Finished Specimen—34, 35, 36. Waulsort Marble: Varieties of Grain, Unfinished and Finished Specimens.

"Those who desire to attain skill in the art of painting woods and marbles will find advantage consulting this book. Some of the Working Men's Clubs should give their young men the opportunity to study it."—*Builder*.

"A comprehensive guide to the art. The explanations of the processes, the manipulation and management of the colours, and the beautifully executed plates will not be the least valuable to the student who aims at making his work a faithful transcript of nature."—*Building News*.

House Decoration.

ELEMENTARY DECORATION. A Guide to the Simpler Forms of Everyday Art. Together with **PRACTICAL HOUSE DECORATION**. By JAMES W. FACEY. With numerous Illustrations. In One Vol., 5s. strongly half-bound

House Painting, Graining, etc.

HOUSE PAINTING, GRAINING, MARBLING, AND SIGN WRITING, A Practical Manual of. By ELLIS A. DAVINSON. Sixth Edition With Coloured Plates and Wood Engravings. 12mo, 6s. cloth boards,

"A mass of information, of use to the amateur and of value to the practical man."—*English Mechanic*.

Decorators, Receipts for.

THE DECORATOR'S ASSISTANT: A Modern Guide to Decorative Artists and Amateurs, Painters, Writers, Gilders, &c. Containing upwards of 600 Receipts, Rules and Instructions; with a variety of information for General Work connected with every Class of Interior and Exterior Decorations, &c. Sixth Edition. 152 pp., crown 8vo, 1s. in wrapper

"Full of receipts of value to decorators, painters, gilders, &c. The book contains the gist of larger treatises on colour and technical processes. It would be difficult to meet with a work so full of varied information on the painter's art."—*Building News*.

Moyr Smith on Interior Decoration.

ORNAMENTAL INTERIORS, ANCIENT AND MODERN. By J. MOYR SMITH. Super-royal 8vo, with 32 full-page Plates and numerous smaller Illustrations, handsomely bound in cloth, gilt top, price 18s.

The book is well illustrated and handsomely got up, and contains some true criticism and good many good examples of decorative treatment."—*The Builder*.

British and Foreign Marbles.

MARBLE DECORATION and the Terminology of British and Foreign Marbles. A Handbook for Students. By GEORGE H. BLAGROVE, Author of "Shoring and its Application," &c. With 28 Illustrations. Crown 8vo, 3s. 6d. cloth.

"This most useful and much wanted handbook should be in the hands of every architect and builder."—*Building World*.

"A carefully and usefully written treatise; the work is essentially practical."—*Scotsman*

Marble Working, etc.

MARBLE AND MARBLE WORKERS: A Handbook for Architects, Artists, Masons, and Students. By ARTHUR LEE, Author of "A Visit to Carrara," "The Working of Marble," &c. Small crown 8vo, 2s. cloth.

"A really valuable addition to the technical literature of architects and masons."—*Building News*.

DELAMOTTE'S WORKS ON ILLUMINATION AND ALPHABETS.

A PRIMER OF THE ART OF ILLUMINATION, for the Use of Beginners: with a Rudimentary Treatise on the Art, Practical Directions for its Exercise, and Examples taken from Illuminated MSS., printed in Gold and Colours. By F. DELAMOTTE. New and Cheaper Edition. Small 4to, 6s. ornamental boards.

"The examples of ancient MSS. recommended to the student, which, with much good sense, the author chooses from collections accessible to all, are selected with judgment and knowledge, as well as taste."—*Athenaeum*.

ORNAMENTAL ALPHABETS, Ancient and Mediaeval, from the Eighth Century, with Numerals; including Gothic, Church-Text, large and small, German, Italian, Arabesque, Initials for Illumination, Monograms, Crosses, &c. &c., for the use of Architectural and Engineering Draughtsmen, Missal Painters, Masons, Decorative Painters, Lithographers, Engravers, Carvers, &c. &c. Collected and Engraved by F. DELAMOTTE, and printed in Colours. New and Cheaper Edition. Royal 8vo, oblong, 2s. 6d. ornamental boards.

"For those who insert enamelled sentences round gilded chalices, who blazon shop legends over shop-doors, who letter church walls with pithy sentences from the Decalogue, this book will be useful."—*Athenaeum*.

EXAMPLES OF MODERN ALPHABETS, Plain and Ornamental;

including German, Old English, Saxon, Italic, Perspective, Greek, Hebrew, Court Hand, Engrossing, Tuscan, Rihand, Gothic, Rustic, and Arabesque; with several Original Designs, and an Analysis of the Roman and Old English Alphabets, large and small, and Numerals, for the use of Draughtsmen, Surveyors, Masons, Decorative Painters, Lithographers, Engravers, Carvers, &c. Collected and Engraved by F. DELAMOTTE, and printed in Colours. New and Cheaper Edition. Royal 8vo, oblong, 2s. 6d. ornamental boards.

"There is comprised in it every possible shape into which the letters of the alphabet and numerals can be formed, and the talent which has been expended in the conception of the various plain and ornamental letters is wonderful."—*Standard*.

MEDIAEVAL ALPHABETS AND INITIALS FOR ILLUMINATORS. By F. G. DELAMOTTE. Containing 21 Plates and Illuminated Title, printed in Gold and Colours. With an Introduction by J. WILLIS BROOKS. Fourth and Cheaper Edition. Small 4to, 4s. ornamental boards.

"A volume in which the letters of the alphabet come forth glorified in gilding and all the colours of the prism interwoven and intertwiner and intermingled."—*Sun*.

THE EMBROIDERER'S BOOK OF DESIGN. Containing Initials, Emblems, Cyphers, Monograms, Ornamental Borders, Ecclesiastical Devices, Mediaeval and Modern Alphabets, and National Emblems. Collected by F. DELAMOTTE, and printed in Colours. Oblong royal 8vo, 1s. 6d. ornamental wrapper.

"The book will be of great assistance to ladies and young children who are endowed with the art of plying the needle in this most ornamental and useful pretty work."—*East Anglian Times*.

Wood Carving.

INSTRUCTIONS IN WOOD-CARVING, for Amateurs; with Hints on Design. By A LADY. With Ten Plates. New and Cheaper Edition. Crown 8vo, 2s. in emblematic wrapper.

"The handicraft of the wood-carver, so well as a book can impart it, may be learnt from 'A Lady's' publication."—*Athenaeum*.

NATURAL SCIENCE, etc.

The Heavens and their Origin.

THE VISIBLE UNIVERSE: Chapters on the Origin and Construction of the Heavens. By J. E. GORE, F.R.A.S. Illustrated by 6 Stellar Photographs and 12 Plates. 8vo, 16s. cloth.

"A valuable and lucid summary of recent astronomical theory, rendered more valuable and attractive by a series of stellar photographs and other illustrations."—*The Times*.

"In presenting a clear and concise account of the present state of our knowledge, Mr. Gore has made a valuable addition to the literature of the subject."—*Nature*.

"As interesting as a novel, and instructive withal; the text being made still more luminous by stellar photographs and other illustrations. . . . A most valuable book."—*Manchester Examiner*

"One of the finest works on astronomical science that has recently appeared in our language."
Leeds Mercury.

The Constellations.

STAR GROUPS: A Student's Guide to the Constellations. By J. ELLARD GORE, F.R.A.S., M.R.I.A., &c., Author of "The Visible Universe,"

"The Scenery of the Heavens." With 30 Maps. Small 4to, 5s. cloth, silvered.

"A knowledge of the principal constellations visible in our latitudes may be easily acquired from the thirty maps and accompanying text contained in this work."—*Nature*.

"The volume contains thirty maps showing stars of the sixth magnitude—the usual naked-eye limit—and each is accompanied by a brief commentary, adapted to facilitate recognition and bring to notice objects of special interest. For the purpose of a preliminary survey of the 'midnight pomp' of the heavens, nothing could be better than a set of delineations averaging scarcely twenty square inches in area, and including nothing that cannot at once be identified."—*Saturday Review*.

"A very compact and handy guide to the constellations."—*Athenæum*.

Astronomical Terms.

AN ASTRONOMICAL GLOSSARY; or, Dictionary of Terms used in Astronomy. With Tables of Data and Lists of Remarkable and Interesting Celestial Objects. By J. ELLARD GORE, F.R.A.S., Author of "The Visible Universe," &c. Small crown 8vo, 2s. 6d. cloth.

"A very useful little work for beginners in astronomy, and not to be despised by more advanced students."—*The Times*.

"Astronomers of all kinds will be glad to have it for reference."—*Guardian*.

The Microscope.

THE MICROSCOPE: Its Construction and Management, including Technique, Photo-micrography, and the Past and Future of the Microscope. By Dr. HENRI VAN HEURCK. Re-Edited and Augmented from the Fourth French Edition, and Translated by WYNNE E. BAXTER, F.G.S. 400 pages, with upwards of 250 Woodcuts. Imp. 8vo, 18s. cloth.

"A translation of a well-known work, at once popular and comprehensive."—*Times*.

"The translation is as felicitous as it is accurate."—*Nature*.

The Microscope.

PHOTO-MICROGRAPHY. By Dr. H. VAN HEURCK. Extracted from the above Work. Royal 8vo, with Illustrations, 1s. sewed.

Astronomy.

ASTRONOMY. By the late Rev. ROBERT MAIN, F.R.S. Third Edition, Revised, by WM. T. LYNN, B.A., F.R.A.S., 12mo, 2s. cloth.

"A sound and simple treatise, and a capital book for beginners."—*Knowledge*.

Recent and Fossil Shells.

A MANUAL OF THE MOLLUSCA: Being a Treatise on Recent and Fossil Shells. By S. P. WOODWARD, A.L.S., F.G.S. With an Appendix on Recent and Fossil Conchological Discoveries, by RALPH TATE, A.L.S., F.G.S. With 23 Plates and upwards of 300 Woodcuts. Reprint of Fourth Edition, 1880. Crown 8vo, 7s. 6d. cloth.

"A most valuable storehouse of conchological and geological information."—*Science Gossip*.

Geology and Genesis.

THE TWIN RECORDS OF CREATION; or, *Geology and Genesis: their Perfect Harmony and Wonderful Concord.* By GEORGE W. VICTOR LE VAUX. Fcap. 8vo, 5s. cloth.

"A valuable contribution to the evidences of Revelation, and disposes very conclusively of the arguments of those who would set God's Works against God's Word. No real difficulty is shirked and no sophistry is left unexposed."—*The Rock*.

Geology.

RUDIMENTARY TREATISE ON GEOLOGY, PHYSICAL AND HISTORICAL. With especial reference to the British series of Rocks. By R. TATE, F.G.S. With 250 Illustrations. 12mo, 5s. cloth boards.

DR. LARDNER'S COURSE OF NATURAL PHILOSOPHY.

HANDBOOK OF MECHANICS. Re-written and Enlarged by B. LOEWY, F.R.A.S. Post 8vo, 6s. cloth.

"Mr. Loewy has carefully revised the book, and brought it up to modern requirements."—*Nature*.

HANDBOOK OF HYDROSTATICS & PNEUMATICS. Enlarged by B. LOEWY, F.R.A.S. Post 8vo, 5s. cloth.

"For those who desire to attain an accurate knowledge of physical science without the pro found methods of mathematical investigation, this work is well adapted."—*Chemical News*.

HANDBOOK OF HEAT. Edited and almost entirely Re-written by BENJAMIN LOEWY, F.R.A.S., &c. Post 8vo, 6s. cloth.

"The style is always clear and precise, and conveys instruction without leaving any cloudiness or lurking doubts behind."—*Engineering*.

HANDBOOK OF OPTICS. By Dr. LARDNER. Edited by T. O. HARDING, B.A. Post 8vo, 5s. cloth.

"Written by an able scientific writer and beautifully illustrated."—*Mechanic's Magazine*.

HANDBOOK OF ELECTRICITY AND MAGNETISM. By Dr. LARDNER. Edited by G. C. FOSTER, B.A. Post 8vo, 5s. cloth.

"The book could not have been entrusted to anyone better calculated to preserve the terse and acid style of Lardner."—*Popular Science Review*.

HANDBOOK OF ASTRONOMY. By Dr. LARDNER. Fourth Edition by E. DUNKIN, F.R.A.S. Post 8vo, 9s. 6d. cloth.

"Probably no other book contains the same amount of information in so compendious and well-arranged a form—certainly none at the price at which this is offered to the public."—*Athenæum*.

"We can do no other than pronounce this work a most valuable manual of astronomy, and we strongly recommend it to all who wish to acquire a general—but at the same time correct—acquaintance with this sublime science."—*Quarterly Journal of Science*.

DR. LARDNER'S MUSEUM OF SCIENCE AND ART.

THE MUSEUM OF SCIENCE AND ART. Edited by Dr. LARDNER. With upwards of 1,200 Engravings on Wood. In 6 Double Volumes, £1 1s. in a new and elegant cloth binding; or handsomely bound in half-morocco, 3rs. 6d.

"A cheap and interesting publication, alike informing and attractive. The papers combine subjects of importance and great scientific knowledge, considerable inductive powers, and a popular style of treatment."—*Spectator*.

The 'Museum of Science and Art' is the most valuable contribution that has ever been made to the Scientific Instruction of every class of society."—Sir DAVID BREWSTER, in the *North British Review*.

* * * Separate books formed from the above, fully Illustrated, suitable for Workmen's Libraries, Science Classes, etc.

Common Things Explained. 5s.	Steam and its Uses. 2s. cloth.
The Microscope. 2s. cloth.	Popular Astronomy. 4s. 6d. cloth.
Popular Geology. 2s. 6d. cloth.	The Bee and White Ants. 2s. cloth.
Popular Physics. 2s. 6d. cloth.	The Electric Telegraph. 1s.

Dr. Lardner's School Handbooks.

NATURAL PHILOSOPHY FOR SCHOOLS. Fcap. 8vo, 3s. 6d.

"A very convenient class-book for junior students in private schools."—*British Quarterly Review*.

ANIMAL PHYSIOLOGY FOR SCHOOLS. Fcap. 8vo, 3s. 6d.

"Clearly written, well arranged, and excellently illustrated."—*Gardener's Chronicle*.

THE ELECTRIC TELEGRAPH. By Dr. LARDNER. Revised by E. B. BRIGHT, F.R.A.S. Fcap. 8vo, 2s. 6d. cloth.

"One of the most readable books extant on the Electric Telegraph."—*English Mechanic*.

CHEMICAL MANUFACTURES, CHEMISTRY.**Refrigerating, etc.**

REFRIGERATING AND ICE-MAKING MACHINERY: A Descriptive Treatise for the Use of Persons Employing Refrigerating and Ice-Making Installations, and others. By A. J. WALLIS-TAYLER, C.E. Assoc. Member Inst. C.E. With Illustrations. Crown 8vo, 7s. 6d. cloth. [Just published.

"Practical, explicit and profusely illustrated."—*Glasgow Herald*.

Chemistry for Engineers, etc.

ENGINEERING CHEMISTRY: A Practical Treatise for the Use of Analytical Chemists, Engineers, Iron Masters, Iron Founders, Students, and others. Comprising Methods of Analysis and Valuation of the Principal Materials used in Engineering Work, with numerous Analyses, Examples, and Suggestions. By H. JOSUA PHILLIPS, F.I.C., F.C.S. formerly Analytical and Consulting Chemist to the Great Eastern Railway. Second Edition, Revised and Enlarged. Crown 8vo, 400 pp., with Illustrations, 10s. 6d. cloth. [Just published.

"In this work the author has rendered no small service to a numerous body of practical men. . . The analytical methods may be pronounced most satisfactory, being as accurate as the despatch required of engineering chemists permits."—*Chemical News*.

"The book will be very useful to those who require a handy and concise *resumé* of approved methods of analysing and valuing metals, oils, fuels, &c. It is, in fact, a work for chemists, a guide to the routine of the engineering laboratory. . . . The book is full of good things. As a handbook of technical analysis, it is very welcome."—*Builder*.

"The analytical methods given are, as a whole, such as are likely to give rapid and trustworthy results in experienced hands. There is much excellent descriptive matter in the work, the chapter on 'Oils and Lubrication' being specially noticeable in this respect."—*Engineer*.

Manufacture of Explosives.

NITRO-EXPLOSIVES: A Practical Treatise on the Manufacture, Properties, and Analysis of the Various Explosives known as Nitro-Glycerin, Nitro-Cellulose, Nitro-Benzol, Nitro-Toluol, Nitro-Naphthalene, Gun-Cotton, the Dyanmites, Gelatin Dynamite, Cordite, and Picric Acid; also Celluloid, the Fulminates and the Smokeless Powders. For the Use of Mining Engineers, Consulting Analytical Chemists, &c. By P. GERALD SANFORD, F.I.C., F.C.S. Crown 8vo. [In the press.

Explosives and Dangerous Goods.

DANGEROUS GOODS: Their Sources and Properties, Modes of Storage, and Transport. With Notes and Comments on Accidents arising therefrom, together with the Government and Railway Classifications, Acts of Parliament, &c. A Guide for the use of Government and Railway Officials, Steamship Owners, Insurance Companies and Manufacturers and users of Explosives and Dangerous Goods. By H. JOSUA PHILLIPS, F.I.C., F.C.S., Author of "Engineering Chemistry, &c." Crown 8vo, 350 pp., 9s. cloth. [Just published.

Explosives.

A HANDBOOK ON MODERN EXPLOSIVES. Being a Practical Treatise on the Manufacture and Application of Dynamite, Gun-Cotton, Nitro-Glycerine, and other Explosive Compounds. Including the Manufacture of Collodion-Cotton. By M. EISSLER, Author of "The Metallurgy of Gold," &c. Crown 8vo, 10s. 6d. cloth.

"Useful not only to the miner, but also to officers of both services to whom blasting and the use of explosives generally may at any time become a necessary auxiliary."—*Nature*.

"A veritable mine of information on the subject of explosives employed for military, mining and blasting purposes."—*Army and Navy Gazette*.

Alkali Trade, Manufacture of Sulphuric Acid, etc.

A MANUAL OF THE ALKALI TRADE, including the Manufacture of Sulphuric Acid, Sulphate of Soda, and Bleaching Powder. By JOHN LOMAS, Alkali Manufacturer, Newcastle-upon-Tyne and London. With 232 Illustrations and Working Drawings, and containing 390 pages of Text. Second Edition, with Additions. Super-royal 8vo, £1 10s. cloth.

"This book is written by a manufacturer for manufacturers. The working details of the most approved forms of apparatus are given, and these are accompanied by no less than 432 wood engravings, all of which may be used for the purposes of construction. Every step in the manufacture is very fully described in this manual, and each improvement explained."—*Athenaeum*.

The Blowpipe.

THE BLOWPIPE IN CHEMISTRY, MINERALOGY, AND GEOLOGY. Containing all known Methods of Anhydrous Analysis, many Working Examples, and Instructions for Making Apparatus. By Lieut.-Colonel W. A. ROSS, R.A., F.G.S. With 120 Illustrations. Second Edition, Revised and Enlarged. Crown 8vo, 5s. cloth.

"The student who goes through the course of experimentation here laid down will gain a better insight into inorganic chemistry and mineralogy than if he had 'got up' any of the best text-books, and passed any number of examinations in their contents."—*Chemical News*.

Commercial Chemical Analysis.

THE COMMERCIAL HANDBOOK OF CHEMICAL ANALYSIS; or, Practical Instructions for the determination of the Intrinsic or Commercial Value of Substances used in Manufactures, in Trades, and in the Arts. By A. NORMANDY. New Edition, by H.M. NOAD, F.R.S. Crown 8vo, 12s. 6d. cloth.

"We strongly recommend this book to our readers as a guide, alike indispensable to the housewife as to the pharmaceutical practitioner."—*Medical Times*.

Dye-Wares and Colours.

THE MANUAL OF COLOURS AND DYE-WARES: Their Properties, Applications, Valuations, Impurities, and Sophistications. For the use of Dyers, Printers, Drysalers, Brokers, &c. By J. W. SLATER. Second Edition, Revised and greatly Enlarged. Crown 8vo, 7s. 6d. cloth.

"A complete encyclopædia of the *materia tinctoria*. The information given respecting each article is full and precise, and the methods of determining their value are given with clearness and are practical as well as valuable."—*Chemist and Druggist*.

Modern Brewing and Malting.

A HANDYBOOK FOR BREWERS: Being a Practical Guide to the Art of Brewing and Malting. Embracing the Conclusions of Modern Research which bear upon the Practice of Brewing. By HERBERT EDWARDS WRIGHT, M.A. Crown 8vo, 530 pp., 12s. 6d. cloth.

"May be consulted with advantage by the student who is preparing himself for examinational tests, while the scientific brewer will find in it a *resumé* of all the most important discoveries of modern times. The work is written throughout in a clear and concise manner, and the author takes great care to discriminate between vague theories and well-established facts."—*Brewers' Journal*.

"We have great pleasure in recommending this handybook, and have no hesitation in saying that it is one of the best—if not the best—which has yet been written on the subject of beer-brewing in this country, and it should have a place on the shelves of every brewer's library."—*The Brewer's Guardian*.

Analysis and Valuation of Fuels.

FUELS: SOLID, LIQUID, AND GASEOUS, Their Analysis and Valuation. For the Use of Chemists and Engineers. By H. J. PHILLIPS, F.C.S., formerly Analytical and Consulting Chemist to the Great Eastern Railway. Second Edition, Revised and Enlarged. Crown 8vo, 5s. cloth.

"Ought to have its place in the laboratory of every metallurgical establishment, and wherever fuel is used on a large scale."—*Chemical News*.

"Cannot fail to be of wide interest, especially at the present time."—*Railway News*.

Pigments.

THE ARTIST'S MANUAL OF PIGMENTS. Showing their Composition, Conditions of Permanency, Non-Permanency, and Adulterations; Effects in Combination with Each Other and with Vehicles; and the most Reliable Tests of Purity Together with the Science and Art Department's Examination Questions on Painting. By H. C. STANDAGE. Second Edition. Crown 8vo, 2s. 6d. cloth.

"This work is indeed *multum-in-parvo*, and we can, with good conscience, recommend it to all who come in contact with pigments, whether as makers, dealers or users."—*Chemical Review*

Gauging. Tables and Rules for Revenue Officers. Brewers, etc.

A POCKET BOOK OF MENSURATION AND GAUGING: Containing Tables, Rules and Memoranda for Revenue Officers, Brewers, Spirit Merchants, &c. By J. B. MANT (Inland Revenue). 18mo, 4s. leather.

"This handy and useful book is adapted to the requirements of the Inland Revenue Department, and will be a favourite book of reference."—*Civilian*.

"Should be in the hands of every practical brewer."—*Brewers' Journal*.

INDUSTRIAL ARTS, TRADES, AND MANUFACTURES.

Cotton Spinning.

COTTON MANUFACTURE: A Manual of Practical Instruction in the Processes of Opening, Carding, Combing, Drawing, Doubling and Spinning of Cotton, the Methods of Dyeing, &c. For the Use of Operatives, Overlookers and Manufacturers. By JOHN LISTRA, Technical Instructor, Pendleton. 8vo, 7s. 6d. cloth.

"This invaluable volume is a distinct advance in the literature of cotton manufacture."—*Machinery*.
 "It is thoroughly reliable, fulfilling nearly all the requirements desired."—*Glasgow Herald*.

Flour Manufacture, Milling, etc.

FLOUR MANUFACTURE: A Treatise on Milling Science and Practice. By Professor FAIBRICH KICK. Translated from the Second Enlarged and Revised Edition with Supplement. By H. H. P. POWLES, A.-M. Inst. C. E. Nearly 400 pp. Illustrated with 28 Folding Plates, and 167 Woodcuts. Royal 8vo, 25s. cloth.

"This valuable work is, and will remain, the standard authority on the science of milling. . . The miller who has read and digested this work will have laid the foundation, so to speak, of a successful career; he will have acquired a number of general principles which he can proceed to apply. In this handsome volume we at last have the accepted text-book of modern milling in good, sound English, which has little, if any, trace of the German idiom."—*The Miller*.

Agglutinants.

CEMENTS, PASTES, GLUES AND GUMS: A Practical Guide to the Manufacture and Application of the various Agglutinants required in the Building, Metal-Working, Wood-Working and Leather-Working Trades, and for Workshop, Laboratory or Office Use. With upwards of 900 Recipes and Formulæ. By H. C. STANDAGE. Crown 8vo, 2s. 6d. cloth.

"We have pleasure in speaking favourably of this volume. So far as we have had experience, which is not inconsiderable, this manual is trustworthy."—*Athenæum*.

"As a revelation of what are considered trade secrets, this book will arouse an amount of curiosity among the large number of industries it touches."—*Daily Chronicle*.

Soap-making.

THE ART OF SOAP-MAKING: A Practical Handbook of the Manufacture of Hard and Soft Soaps, Toilet Soaps, etc. By ALEXANDER WATT, Fifth Edition, Revised, including Modern Candle-Making. Crown 8vo, 7s. 6d. cloth. [Just published.]

"The work will prove very useful, not merely to the technological student, but to the practical soap-boiler who wishes to understand the theory of his art."—*Chemical News*.

"A thoroughly practical treatise on an art which has almost no literature in our language. We congratulate the author on the success of his endeavour to fill a void in English technical literature."—*Nature*.

Paper Making.

PRACTICAL PAPER-MAKING: A Manual for Paper-makers and Owners and Managers of Paper-Mills. With Tables, Calculations, &c. By G. CLAPPERTON, Paper-maker. With Illustrations of Fibres from Micro-Photographs. Crown 8vo, 5s. cloth. [Just published.]

"The author caters for the requirements of responsible mill hands, apprentices, &c., whilst this manual will be found of great service to students of technology, as well as to veteran paper makers and mill owners. The illustrations form an excellent feature."—*Paper Trade Review*.

"We recommend everybody interested in the trade to get a copy of this thoroughly practical book."—*Paper Making*.

Paper Making.

THE ART OF PAPER MAKING: A Practical Handbook of the Manufacture of Paper from Rags, Esparto, Straw, and other Fibrous Materials, Including the Manufacture of Pulp from Wood Fibre, with a Description of the Machinery and Appliances used. To which are added Details of Processes for Recovering Soda from Waste Liquors. By ALEXANDER WATT, Author of "The Art of Soap-Making" With Illustrations. Crown 8vo, 7s. 6d. cloth.

"It may be regarded as the standard work on the subject. The book is full of valuable information. The 'Art of Paper-making,' is in every respect a model of a text-book, either for a technical class or for the private student."—*Paper and Printing Trades Journal*.

Leather Manufacture.

THE ART OF LEATHER MANUFACTURE. Being a Practical Handbook, in which the Operations of Tanning, Currying, and Leather Dressing are fully Described, and the Principles of Tanning Explained, and many Recent Processes Introduced; as also the Methods for the Estimation of Tannin, and a Description of the Arts of Glue Boiling, Gut Dressing, &c. By ALEXANDER WATT. Crown 8vo, 9s. cloth.

"A sound, comprehensive treatise on tanning and its accessories. It is an eminently valuable production, which redounds to the credit of both author and publishers."—*Chemical Review*.

Watch Adjusting.

THE WATCH ADJUSTER'S MANUAL: A Practical Guide for the Watch and Chronometer Adjuster in Making, Springing, Timing and Adjusting for Isochronism, Positions and Temperatures. By C. E. FRITTS. 370 pages, with Illustrations, 8vo, 16s. cloth. [Just published.

Horology.

A TREATISE ON MODERN HOROLOGY, in Theory and Practice. Translated from the French of CLAUDIUS SAUNIER, ex-Director of the School of Horology at Maçon, by JULIEN TRIPPLIN, F.R.A.S., Besançon Watch Manufacturer, and EDWARD RIGG, M.A., Assayer in the Royal Mint. With 78 Woodcuts and 22 Coloured Copper Plates. Second Edition. Super-royal 8vo, £2 2s. cloth; £2 10s. half-calf.

"There is no horological work in the English language at all to be compared to this production of M. Saunier's for clearness and completeness. It is alike good as a guide for the student and as a reference for the experienced horologist and skilled workman."—*Horological Journal*.

"The latest, the most complete, and the most reliable of those literary productions to which continental watchmakers are indebted for the mechanical superiority over their English brethren.—In fact, the Book of Books, is M. Saunier's 'Treatise.'"—*Watchmaker, Jeweller and Silversmith*.

Watchmaking.

THE WATCHMAKER'S HANDBOOK. Intended as a Workshop Companion for those engaged in Watchmaking and the Allied Mechanical Arts. Translated from the French of CLAUDIUS SAUNIER, and considerably enlarged by JULIEN TRIPPLIN, F.R.A.S., Vice-President of the Horological Institute, and EDWARD RIGG, M.A., Assayer in the Royal Mint. With numerous Woodcuts and 14 Copper Plates. Third Edition. Crown 8vo, 9s. cloth.

"Each part is truly a treatise in itself. The arrangement is good and the language is clear and concise. It is an admirable guide for the young watchmaker."—*Engineering*.

"It is impossible to speak too highly of its excellence. It fulfils every requirement in a handbook intended for the use of a workman. Should be found in every workshop."—*Watch and Clockmaker*.

"This book contains an immense number of practical details bearing on the daily occupation of a watchmaker."—*Watchmaker and Metalworker* (Chicago).

Watches and Timekeepers.

A HISTORY OF WATCHES AND OTHER TIMEKEEPERS.

By JAMES F. KENDAL, M.B.H.Inst. 1s. 6d. boards; or 2s. 6d. cloth gilt.

"Mr. Kendal's book, for its size, is the best which has yet appeared on this subject in the English language."—*Industries*.

"Open the book where you may, there is interesting matter in it concerning the ingenious devices of the ancient or modern horologist. The subject is treated in a liberal and entertaining spirit, as might be expected of a historian who is a master of the craft."—*Saturday Review*.

Electrolysis of Gold, Silver, Copper, etc.

ELECTRO-DEPOSITION: A Practical Treatise on the Electrolysis of Gold, Silver, Copper, Nickel, and other Metals and Alloys. With descriptions of Voltaic Batteries, Magneto and Dynamo-Electric Machines, Thermopiles, and of the Materials and Processes used in every Department of the Art, and several Chapters on Electro-Metallurgy. By ALEXANDER WATT, Author of "Electro-Metallurgy," &c. Third Edition, Revised. Crown 8vo, 9s. cloth.

"Eminently a book for the practical worker in electro-deposition. It contains practical descriptions of methods, processes and materials as actually pursued and used in the workshop."—*Engineer*.

Electro-Metallurgy.

ELECTRO-METALLURGY; Practically Treated. By ALEXANDER WATT, Author of "Electro-Deposition," &c. Tenth Edition, including the most recent Processes. 12mo, 4s. cloth boards.

"From this book both amateur and artisan may learn everything necessary for the successful prosecution of electroplating."—*Iron*.

Working in Gold:

THE JEWELLER'S ASSISTANT IN THE ART OF WORKING IN GOLD: A Practical Treatise for Masters and Workmen, Compiled from the Experience of Thirty Years' Workshop Practice. By GEORGE E. GEE, Author of "The Goldsmith's Handbook," &c. Cr. 8vo, 7s. 6d. cloth.

"This manual of technical education is apparently destined to be a valuable auxiliary to a handicraft which is certainly capable of great improvement."—*The Times*.

"Very useful in the workshop, as the knowledge is practical, having been acquired by long experience, and all the recipes and directions are guaranteed to be successful."—*Jeweller and Metalworker*.

Electroplating.

ELECTROPLATING: A Practical Handbook on the Deposition of Copper, Silver, Nickel, Gold, Aluminium, Brass, Platinum, &c. &c. With Descriptions of the Chemicals, Materials, Batteries, and Dynamo Machines used in the Art. By J. W. URQUHART, C.E., Author of "Electric Light," &c. Third Edition, with Additions. Crown 8vo. 5s. cloth.

"An excellent practical manual."—*Engineering*.

"An excellent work, giving the newest information."—*Horological Journal*.

Electrotyping.

ELECTROTYPING. *The Reproduction and Multiplication of Printing Surfaces and Works of Art by the Electro-deposition of Metals.* By J. W. URQUHART, C.E. Crown 8vo, 5s. cloth.

"The book is thoroughly practical. The reader is, therefore, conducted through the leading laws of electricity, then through the metals used by electrotypers, the apparatus, and the depositing processes, up to the final preparation of the work."—*Art Journal*.

Goldsmiths' Work.

THE GOLDSMITH'S HANDBOOK. By GEORGE E. GEE, Jeweller, &c. Third Edition, considerably Enlarged. 12mo, 3s. 6d. cl. hds.

"A good, sound educator, which will be accepted as an authority."—*Horological Journal*.

Silversmiths' Work.

THE SILVERSMITH'S HANDBOOK. By GEORGE E. GEE, Jeweller, &c. Second Edition, Revised. 12mo, 3s. 6d. cloth.

"The chief merit of the work is its practical character. . . The workers in the trade will speedily discover its merits when they sit down to study it."—*English Mechanic*.

* * * The above two works together, strongly half-bound, price 7s.

Sheet Metal Working.

THE SHEET METAL WORKER'S INSTRUCTOR: For Zinc, Sheet Iron, Copper, and Tin Plate Workers. Containing Rules for describing the Patterns required in the Different Branches of the Trade. By R. H. WARN, Tin Plate Worker. With Thirty-two Plates. 8vo, 7s. 6d. cl.

Bread and Biscuit Baking.

THE BREAD AND BISCUIT BAKER'S AND SUGAR-BOILER'S ASSISTANT. Including a large variety of Modern Recipes. By ROBERT WELLS, Practical Baker. Crown 8vo, 2s. cloth.

"A large number of wrinkles for the ordinary cook, as well as the baker."—*Saturday Review*.

Confectionery for Hotels and Restaurants.

THE PASTRYCOOK AND CONFECTIONER'S GUIDE. For Hotels, Restaurants and the Trade in general, adapted also for Family Use. By ROBERT WELLS. Crown 8vo, 2s. cloth.

"We cannot speak too highly of this really excellent work. In these days of keen competition our readers cannot do better than purchase this book."—*Bakers' Times*.

Ornamental Confectionery.

ORNAMENTAL CONFECTIONERY: A Guide for Bakers, Confectioners and Pastrycooks; including a variety of Modern Recipes, and Remarks on Decorative and Coloured Work. With 129 Original Designs. By ROBERT WELLS. Crown 8vo, cloth gilt, 5s.

"A valuable work, practical, and should be in the hands of every baker and confectioner. The illustrative designs are alone worth treble the amount charged for the whole work."—*Bakers' Times*.

Flour Confectionery.

THE MODERN FLOUR CONFECTIONER. Wholesale and Retail. Containing a large Collection of Recipes for Cheap Cakes, Biscuits, &c. With Remarks on the Ingredients used in their Manufacture. By R. WELLS. Crown 8vo, 2s. cloth.

"The work is of a decidedly practical character, and in every recipe regard is had to economical working."—*North British Daily Mail*.

Laundry Work.

LAUNDRY MANAGEMENT. A Handbook for Use in Private and Public Laundries, Including Descriptive Accounts of Modern Machinery and Appliances for Laundry Work. By the Editor of "The Laundry Journal." Second Edition. Crown 8vo, 2s. 6d. cloth.

"This book should certainly occupy an honoured place on the shelves of all housekeepers who wish to keep themselves au courant of the newest appliances and methods."—*The Queen*.

HANDYBOOKS FOR HANDICRAFTS.

By PAUL N. HASLACK,

EDITOR OF "WORK" (NEW SERIES); AUTHOR OF "LATHEWORE," "MILLING MACHINES," &c.

Crown 8vo, 144 pages, cloth, price 1s. each.

These HANDYBOOKS have been written to supply information for WORKMEN, STUDENTS, and AMATEURS in the several Handicrafts, on the actual PRACTICE of the WORKSHOP, and are intended to convey in plain language TECHNICAL KNOWLEDGE of the several CRAFTS. In describing the processes employed, and the manipulation of material, workshop terms are used; workshop practice is fully explained; and the text is freely illustrated with drawings of modern tools, appliances, and processes.

THE METAL TURNER'S HANDYBOOK. A Practical Manual for Workers at the Foot-Lathe. With over 100 Illustrations. Price 1s.

"The book will be of service alike to the amateur and the artisan turner. It displays thorough knowledge of the subject."—*Scotsman*.

THE WOOD TURNER'S HANDYBOOK. A Practical Manual for Workers at the Lathe. With over 100 Illustrations. Price 1s.

"We recommend the book to young turners and amateurs. A multitude of workmen have hitherto sought in vain for a manual of this special industry."—*Mechanical World*.

THE WATCH JOBBER'S HANDYBOOK. A Practical Manual on Cleaning, Repairing, and Adjusting. With upwards of 100 Illustrations. Price 1s.

"We strongly advise all young persons connected with the watch trade to acquire and study this inexpensive work."—*Clerkenwell Chronicle*.

THE PATTERN MAKER'S HANDYBOOK. A Practical Manual on the Construction of Patterns for Founders. With upwards of 100 Illustrations. Price 1s.

"A most valuable, if not indispensable, manual for the pattern maker."—*Knowledge*.

THE MECHANIC'S WORKSHOP HANDYBOOK. A Practical Manual on Mechanical Manipulation. Embracing Information on various Handicraft Processes, with Useful Notes and Miscellaneous Memoranda. Comprising about 200 Subjects. Price 1s.

"A very clever and useful book, which should be found in every workshop; and it should certainly find a place in all technical schools."—*Saturday Review*.

THE MODEL ENGINEER'S HANDYBOOK. A Practical Manual on the Construction of Model Steam Engines. With upwards of 100 illustrations. Price 1s.

"Mr. Hasluck has produced a very good little book."—*Builder*.

THE CLOCK JOBBER'S HANDYBOOK. A Practical Manual on Cleaning, Repairing, and Adjusting. With upwards of 100 Illustrations. Price 1s.

"It is of inestimable service to those commencing the trade."—*Coventry Standard*.

THE CABINET WORKER'S HANDYBOOK: A Practical Manual on the Tools, Materials, Appliances, and Processes employed in Cabinet Work. With upwards of 100 Illustrations. Price 1s.

"Mr. Hasluck's thoroughgoing little Handybook is amongst the most practical guides we have seen for beginners in cabinet-work."—*Saturday Review*.

THE WOODWORKER'S HANDYBOOK OF MANUAL INSTRUCTION. Embracing Information on the Tools, Materials, Appliances and Processes employed in Woodworking. With 104 Illustrations. Price 1s

[Just published.

THE METALWORKER'S HANDYBOOK. With upwards of 100 Illustrations. [In preparation.

** OPINIONS OF THE PRESS.

"Written by a man who knows, not only how work ought to be done, but how to do it, and how to convey his knowledge to others."—*Engineering*.

"Mr. Hasluck writes admirably, and gives complete instructions."—*Engineer*.

"Mr. Hasluck combines the experience of a practical teacher with the manipulative skill and scientific knowledge of processes of the trained mechanic, and the manuals are marvels of what can be produced at a popular price."—*Schoolmaster*.

"Helpful to workmen of all ages and degrees of experience."—*Daily Chronicle*.

"Practical, sensible, and remarkably cheap."—*Journal of Education*.

"Concise, clear and practical."—*Saturday Review*.

COMMERCE, COUNTING-HOUSE WORK, TABLES, etc.

Commercial French.

A NEW BOOK OF COMMERCIAL FRENCH: Grammar—Vocabulary—Correspondence—Commercial Documents—Geography—Arithmetic—Lexicon. By P. CARROUÉ, Professor in the City High School J.—B. Say (Paris). Crown 8vo, 4s. 6d. cloth. [Just published]

Commercial Education.

LESSONS IN COMMERCE. By Professor R. GAMBARO, of the Royal High Commercial School at Genoa. Edited and Revised by JAMES GAULT, Professor of Commerce and Commercial Law in King's College, London. Second Edition, Revised. Crown 8vo, 3s. 6d. cloth. [Just published.]

"The publishers of this work have rendered considerable service to the cause of commercial education by the opportune production of this volume. . . . The work is peculiarly acceptable to English readers and an admirable addition to existing class-books. In a phrase, we think the work attains its object in furnishing a brief account of those laws and customs of British trade with which the commercial man interested therein should be familiar."—*Chamber of Commerce Journal*.

"An invaluable guide in the hands of those who are preparing for a commercial career."
Counting House.

Foreign Commercial Correspondence.

THE FOREIGN COMMERCIAL CORRESPONDENT: Being Aids to Commercial Correspondence in Five Languages—English, French, German, Italian, and Spanish. By CONRAD E. BAKER. Second Edition. Crown 8vo, 3s. 6d. cloth.

"Whoever wishes to correspond in all the languages mentioned by Mr. Baker cannot do better than study this work, the materials of which are excellent and conveniently arranged. They consist not of entire specimen letters but—what are far more useful—short passages, sentences, or phrases expressing the same general idea in various forms."—*Athenæum*.

"A careful examination has convinced us that it is unusually complete, well arranged, and reliable. The book is a thoroughly good one."—*Schoolmaster*.

Accounts for Manufacturers.

FACTORY ACCOUNTS: Their Principles and Practice. A Handbook for Accountants and Manufacturers, with Appendices on the Nomenclature of Machine Details; the Income Tax Acts; the Rating of Factories; Fire and Boiler Insurance; the Factory and Workshop Acts, &c., including also a Glossary of Terms and a large number of Specimen Rulings. By EMILE GARCKE and J. M. FÉLLS. Fourth Edition, Revised and Enlarged. Demy 8vo, 250 pages, 6s. strongly bound.

"A very interesting description of the requirements of Factory Accounts. . . . the principle of assimilating the Factory Accounts to the general commercial books is one which we thoroughly agree with."—*Accountants' Journal*.

"Characterised by extreme thoroughness. There are few owners of factories who would not derive great benefit from the perusal of this most admirable work."—*Local Government Chronicle*.

Modern Metrical Units and Systems.

MODERN METROLOGY: A Manual of the Metrical Units and Systems of the Present Century. With an Appendix containing a proposed English System. By LOWIS D'A. JACKSON, A.M. Inst. C.E., Author of "Aid to Survey Practice," &c. Large crown 8vo, 12s. 6d. cloth.

"We recommend the work to all interested in the practical reform of our weights and measures."—*Nature*.

The Metric System and the British Standards.

A SERIES OF METRIC TABLES, in which the British Standard Measures and Weights are compared with those of the Metric System at present in Use on the Continent. By C. H. DOWLING, C.E. 8vo, 10s. 6d. strongly bound

"Mr. Dowling's Tables are well put together as a ready-reckoner for the conversion of one system into the other."—*Athenæum*.

Iron Shipbuilders' and Merchants' Weight Tables.

IRON-PLATE WEIGHT TABLES: For Iron Shipbuilders, Engineers, and Iron Merchants. Containing the Calculated Weights of upwards of 150,000 different sizes of Iron Plates, from 1 foot by 6 in. by $\frac{1}{2}$ in. to 10 feet by 5 feet by 1 in. Worked out on the basis of 40 lbs. to the square foot of Iron of 1 inch in thickness. Carefully compiled and thoroughly Revised by H. BURLINSON and W. H. SIMPSON. Oblong 4to, 25s. half-bound.

"This work will be found of great utility. The authors have had much practical experience of what is wanting in making estimates; and the use of the book will save much time in making elaborate calculations."—*English Mechanic*

Chadwick's Calculator for Numbers and Weights Combined.

THE NUMBER, WEIGHT, AND FRACTIONAL CALCULATOR. Containing upwards of 250,000 Separate Calculations, showing at a glance the value at 422 different rates, ranging from $\frac{1}{16}$ th of a Penny to 20s. each, or per cwt., and £20 per ton, of any number of articles consecutively, from 1 to 470.—Any number of cwts., qrs., and lbs., from 1 cwt. to 470 cwts.—Any number of tons, cwts., qrs., and lbs., from 1 to 1,000 tons. By WILLIAM CHADWICK, Public Accountant. Third Edition, Revised and Improved. 8vo, 18s., strongly bound for Office wear and tear.

Is adapted for the use of Accountants and Auditors, Railway Companies, Canal Companies, Shippers, Shipping Agents, General Carriers, etc. Ironfounders, Brassfounders, Metal Merchants, Iron Manufacturers, Ironmongers, Engineers, Machinists, Boiler Makers, Millwrights, Roofing, Bridge and Girder Makers, Colliery Proprietors, etc. Timber Merchants, Builders, Contractors, Architects, Surveyors, Auctioneers, Valuers, Brokers, Mill Owners and Manufacturers, Mill Furnishers, Merchants, and General Wholesale Tradesmen. Also for the Apportionment of Mileage Charges for Railway Traffic.

"It is as easy of reference for any answer or any number of answers as a dictionary, and the references are even more quickly made. For making up accounts or estimates the book must prove invaluable to all who have any considerable quantity of calculations involving price and measure in any combination to do."—*Engineer.*

Harben's Comprehensive Weight Calculator.

THE WEIGHT CALCULATOR. Being a Series of Tables upon a New and Comprehensive Plan, exhibiting at One Reference the exact Value of any Weight from 1 lb. to 15 tons, at 300 Progressive Rates, from 1d. to 168s. per cwt., and containing 186,000 Direct Answers, which, with their Combinations, consisting of a single addition (mostly to be performed at sight), will afford an aggregate of 10,266,000 Answers; the whole being calculated and designed to ensure correctness and promote despatch. By HENRY HARBEN, Accountant. Fifth Edition, carefully Corrected. Royal 8vo, £1 5s. strongly half-bound.

"A practical and useful work of reference for men of business generally; it is the best of the kind we have seen."—*Ironmonger.*

"Of priceless value to business men. It is a necessary book to all mercantile offices."—*Sheffield Independent.*

Harben's Comprehensive Discount Guide.

THE DISCOUNT GUIDE. Comprising several Series of Tables for the use of Merchants, Manufacturers, Ironmongers, and others, by which may be ascertained the exact Profit arising from any mode of using Discounts, either in the Purchase or Sale of Goods, and the method of either Altering a Rate of Discount or Advancing a Price, so as to produce, by one operation, a sum that will realise any required profit after allowing one or more Discounts: to which are added Tables of Profit or Advance from $\frac{1}{4}$ to 90 per cent., Tables of Discount from $\frac{1}{4}$ to 98 $\frac{1}{2}$ per cent., and Tables of Commission, &c., from $\frac{1}{4}$ to 10 per cent. By HENRY HARBEN, Accountant. New Edition, Revised and Corrected. Demy 8vo, 544 pp., £1 5s. half-bound.

"A book such as this can only be appreciated by business men, to whom the saving of time means saving of money. We have the high authority of Professor J. R. Young that the tables throughout the work are constructed upon strictly accurate principles. The work is a model of typographical clearness, and must prove of great value to merchants, manufacturers, and general traders."—*British Trade Journal.*

New Wages Calculator.

TABLES OF WAGES at 54, 52, 50 and 48 Hours per Week, Showing the Amounts of Wages from One-quarter-of-an-hour to Sixty-four hours in each case at Rates of Wages advancing by One Shilling from 4s. to 55s. per week. By THOS. GARATT, Accountant. Square crown 8vo, 6s. half-bound. [Just published.]

Iron and Metal Trades' Calculator.

THE IRON AND METAL TRADES' COMPANION. For expeditiously ascertaining the Value of any Goods bought or sold by Weight, from 1s. per cwt. to 112s. per cwt., and from one farthing per pound to one shilling per pound. By THOMAS DOWNIE. 396 pp., 9s. leather.

"A most useful set of tables; nothing like them before existed."—*Building News.*

"Although specially adapted to the iron and metal trades, the tables will be found useful in every other business in which merchandise is bought and sold by weight."—*Railway News.*

"DIRECT CALCULATORS,"

By M. B. COTSWORTH, of Holgate, York.

**QUICKEST AND MOST ACCURATE MEANS OF CALCULATION KNOWN.
ENSURE ACCURACY and SPEED WITH EASE, SAVE TIME and MONEY.**

Accounts may be charged out or checked by these means in about one third the time required by ordinary methods of calculation. These unrivalled "Calculators" have very clear and original contrivances for instantly finding the exact answer, by its fixed position, without even sighting the top or side of the page. They are varied in arrangement to suit the special need of each particular trade.

All the leading firms now use Calculators, even where they employ experts.

N.B.—Indicator letters in brackets should be quoted.

- "**RAILWAY & TRADERS' CALCULATOR (R. & T.)** 10s. 6d. Including Scale of Charges for Small Parcels by Merchandise Trains. "Direct Calculator"—the only Calculator published giving exact charge for Cwts., Qrs. and Lbs., together. "Calculating Tables" for every 1d. rate to 100s. per ton. "Wages Calculator." "Percentage Rates." "Grain, Flour, Ale, &c., Weight Calculators."
- "**DIRECT CALCULATOR (I R)**" including all the above except "Calculating Tables." 7s.
- "**DIRECT CALCULATOR (A)**" by ½d., 2s. each opening, exact pence to 40s. per ton. 5s.
- "**DIRECT CALCULATOR (B)**" by 1d., 4s. each opening, exact pence to 40s. per ton. 4s. 6d.
- "**DIRECT CALCULATOR (C)**" by 1d. (with Cwts. and Qrs. to nearest farthing), to 40s. per ton. 4s. 6d.
- "**DIRECT CALCULATOR (Ds)**" by 1d. gradations. (Single Tons to 50 Tons, then by fifties to 1,000 Tons, with Cwts. values below in exact pence payable, fractions of ½d. and upwards being counted as 1d. 6s. 6d.
- "**DIRECT CALCULATOR (D)**" has from 1,000 to 10,000 Tons in addition to the (Ds) Calculator. 7s. 6d.
- "**DIRECT CALCULATOR (Es)**" by 1d. gradations. (As (D) to 1,000 Tons, with Cwts. and Qrs. values shown separately to the nearest farthing). 5s. 6d.
- "**DIRECT CALCULATOR (E)**" has from 1,000 to 10,000 Tons in addition to the (Es) Calculator. 6s. 6d.
- "**DIRECT CALCULATOR (F)**" by 1d., 2s. each opening, exact pence to 40s. per ton. 4s. 6d.
- "**DIRECT CALCULATOR (G)**" by 1d., 1s. each opening; 6 in. by 9 in. Nearest ½d. Indexed (G I) 3s. 6d. 2s. 6d.
- "**DIRECT CALCULATOR (H)**" by 1d., 1s. each opening; 6 in. by 9 in. To exact pence. Indexed (H I) 3s. 6d. 2s. 6d.
- "**DIRECT CALCULATOR (K)**" Showing Values of Tons, Cwts. and Qrs. in even pence (fractions of 1d. as 1d.), for the Retail Coal Trade. 4s. 6d.
- "**RAILWAY AND TIMBER TRADES MEASURER AND CALCULATOR (T)**" (as prepared for the Railway Companies). The only book published giving true content of unequal sided and round timber by eighths of an inch, quarter girth, Weights from Cubic Feet—Standards, Superficial Feet, and Stone to Weights—Running Feet from lengths of Deals—Standard Multipliers—Timber Measures—Customs Regulations, &c. 3s. 6d.

AGRICULTURE, FARMING, GARDENING, etc.

Dr. Fream's New Edition of "The Standard Treatise on Agriculture."

THE COMPLETE GRAZIER, and FARMER'S and CATTLE-BREEDER'S ASSISTANT: A Compendium of Husbandry. Originally Written by WILLIAM YOUATT. Thirteenth Edition, entirely Re-written, considerably Enlarged, and brought up to the Present Requirements of Agricultural Practice, by WILLIAM FREAM, LL.D., Steven Lecturer in the University of Edinburgh, Author of "The Elements of Agriculture," &c. Royal 8vo, 1,100 pp., with over 450 Illustrations. £1 11s. 6d. strongly and handsomely bound.

EXTRACT FROM PUBLISHERS' ADVERTISEMENT.

"A treatise that made its original appearance in the first decade of the century, and that enters upon its Thirteenth Edition before the century has run its course, has undoubtedly established its position as a work of permanent value. . . The phenomenal progress of the last dozen years in the Practice and Science of Farming has rendered it necessary, however, that the volume should be re-written. . . and for this undertaking the publishers were fortunate enough to secure the services of Dr. FREAM, whose high attainments in all matters pertaining to agriculture have been so emphatically recognised by the highest professional and official authorities. In carrying out his editorial duties, Dr. FREAM has been favoured with valuable contributions by Prof. J. WORTLEY AXE, Mr. E. BROWN, Dr. BERNARD DYER, Mr. W. J. MALDEN, Mr. R. H. REW, Prof. SHELDON, Mr. J. SINCLAIR, Mr. SANDERS SPENCER, and others.

"As regards the illustrations of the work, no pains have been spared to make them as representative and characteristic as possible, so as to be practically useful to the Farmer and Grazier."

SUMMARY OF CONTENTS.

BOOK I. ON THE VARIETIES, BREEDING, REARING, FATTENING, AND MANAGEMENT OF CATTLE.
 BOOK II. ON THE ECONOMY AND MANAGEMENT OF THE DAIRY.
 BOOK III. ON THE BREEDING, REARING, AND MANAGEMENT OF HORSES.
 BOOK IV. ON THE BREEDING, REARING, AND FATTENING OF SHEEP.
 BOOK V. ON THE BREEDING, REARING, AND FATTENING OF SWINE.
 BOOK VI. ON THE DISEASES OF LIVE STOCK.

BOOK VII. ON THE BREEDING, REARING, AND MANAGEMENT OF POULTRY.
 BOOK VIII. ON FARM OFFICES AND IMPLEMENTS OF HUSBANDRY.
 BOOK IX. ON THE CULTURE AND MANAGEMENT OF GRASS LANDS.
 BOOK X. ON THE CULTIVATION AND APPLICATION OF GRASSES, PULSE, AND ROOTS.
 BOOK XI. ON MANURES AND THEIR APPLICATION TO GRASS LAND & CROFS
 BOOK XII. MONTHLY CALENDARS OF FARMWORK.

** OPINIONS OF THE PRESS ON THE NEW EDITION.

"Dr. Fream is to be congratulated on the successful attempt he has made to give us a work which will at once become the standard classic of the farm practice of the country. We believe that it will be found that it has no compeer among the many works at present in existence. . . The illustrations are admirable, while the frontispiece, which represents the well-known bull, New Year's Gift, bred by the Queen, is a work of art."—*The Times*.

"The book must be recognised as occupying the proud position of the most exhaustive work of reference in the English language on the subject with which it deals."—*Athenaeum*.

"The most comprehensive guide to modern farm practice that exists in the English language to-day. . . The book is one that ought to be on every farm and in the library of every landowner."—*Mark Lane Express*.

"In point of exhaustiveness and accuracy the work will certainly hold a pre-eminent and unique position among books dealing with scientific agricultural practice. It is, in fact, an agricultural library of itself."—*North British Agriculturist*.

"A compendium of authoritative and well-ordered knowledge on every conceivable branch of the work of the live stock farmer; probably without an equal in this or any other country."

Yorkshire Post.

British Farm Live Stock.

FARM LIVE STOCK OF GREAT BRITAIN. By ROBERT WALLACE, F.L.S., F.R.S.E., &c., Professor of Agriculture and Rural Economy in the University of Edinburgh. Third Edition, thoroughly Revised and considerably Enlarged. With over 120 Phototypes of Prize Stock. Demy 8vo, 384 pp., with 79 Plates and Maps, 12s. 6d. cloth.

"A really complete work on the history, breeds, and management of the farm stock of Great Britain, and one which is likely to find its way to the shelves of every country gentleman's library."—*The Times*.

"The latest edition of 'Farm Live Stock of Great Britain' is a production to be proud of, and its issue not the least of the services which its author has rendered to agricultural science."

Scottish Farmer.

"The book is very attractive . . . and we can scarcely imagine the existence of a farmer who would not like to have a copy of this beautiful work."—*Mark Lane Express*.

"A work which will long be regarded as a standard authority whenever a concise history and description of the breeds of live stock in the British Isles is required."—*Bell's Weekly Messenger*

Dairy Farming.

BRITISH DAIRYING. A Handy Volume on the Work of the Dairy-Farm. For the Use of Technical Instruction Classes, Students in Agricultural Colleges, and the Working Dairy-Farmer. By Prof. J. P. SRELDON, late Special Commissioner of the Canadian Government, Author of "Dairy Farming," &c. With numerous Illustrations. Crown 8vo, 2s. 6d. cloth.

"We confidently recommend it as a text-book on dairy farming."—*Agricultural Gazette*.

"Probably the best half-crown manual on dairy work that has yet been produced."—*North British Agriculturist*.

"It is the soundest little work we have yet seen on the subject."—*The Times*.

Dairy Manual.

MILK, CHEESE AND BUTTER: A Practical Handbook on their Properties and the Processes of their Production, including a Chapter on Cream and the Methods of its Separation from Milk. By JOHN OLIVER, late Principal of the Western Dairy Institute, Berkeley. With Coloured Plates and 200 Illusts. Crown 8vo, 7s. 6d. cloth. [Just published.

"An exhaustive and masterly production. It may be cordially recommended to all students and practitioners of dairy science."—*N.B. Agriculturist*.

"We strongly recommend this very comprehensive and carefully-written book to dairy-farmers and students of dairying. It is a distinct acquisition to the library of the agriculturist."—*Agricultural Gazette*.

Agricultural Facts and Figures.

NOTE-BOOK OF AGRICULTURAL FACTS AND FIGURES FOR FARMERS AND FARM STUDENTS. By PRIMROSE McCONNELL, B.Sc. Fifth Edition. Royal 32mo, roan, gilt edges, with band, 4s.

"Literally teems with information, and we can cordially recommend it to all connected with agriculture."—*North British Agriculturist*.

Small Farming.

SYSTEMATIC SMALL FARMING; or, The Lessons of my Farm. Being an Introduction to Modern Farm Practice for Small Farmers. By R. SCOTT BURN. With numerous Illustrations, crown 8vo, 6s. cloth.

"This is the completest book of its class we have seen, and one which every amateur farmer will read with pleasure and accept as a guide."—*Field*.

Modern Farming.

OUTLINES OF MODERN FARMING. By R. SCOTT BURN. Soils, Manures, and Crops—Farming and Farming Economy—Cattle, Sheep, and Horses—Management of Dairy, Pigs, and Poultry—Utilisation of Town-Sewage, Irrigation, &c. Sixth Edition. In One Vol., 1,250 pp., half-bound, profusely illustrated, 12s.

"The aim of the author has been to make his work at once comprehensive and trustworthy and he has succeeded to a degree which entitles him to much credit."—*Morning Advertiser*.

Agricultural Engineering.

FARM ENGINEERING, THE COMPLETE TEXT-BOOK OF. Comprising Draining and Embanking; Irrigation and Water Supply; Farm Roads, Fences, and Gates; Farm Buildings; Barn Implements and Machines; Field Implements and Machines; Agricultural Surveying, &c. By Prof. JOHN SCOTT. 1,150 pages, half-bound, with over 600 Illustrations, 12s.

"Written with great care, as well as with knowledge and ability. The author has done his work well; we have found him a very trustworthy guide wherever we have tested his statements. The volume will be of great value to agricultural students."—*Mark Lane Express*.

Agricultural Text-Book.

THE FIELDS OF GREAT BRITAIN: A Text-Book of Agriculture, adapted to the Syllabus of the Science and Art Department. For Elementary and Advanced Students. By HUGH CLEMENTS (Board of Trade). Second Edition, Revised, with Additions. 18mo, 2s. 6d. cloth.

"A most comprehensive volume, giving a mass of information."—*Agricultural Economist*.

"It is a long time since we have seen a book which has pleased us more, or which contains such a vast and useful fund of knowledge."—*Educational Times*.

Tables for Farmers, etc.

TABLES, MEMORANDA, AND CALCULATED RESULTS for Farmers, Graziers, Agricultural Students, Surveyors, Land Agents, Auctioneers, etc. With a New System of Farm Book-keeping. By SIDNEY FRANCIS. Third Edition, Revised. 272 pp., waistcoat-pocket size, 1s. 6d. leather.

"Weighing less than 1 oz., and occupying no more space than a match box, it contains a mass of facts and calculations which has never before, in such handy form, been obtainable. Every operation on the farm is dealt with. The work may be taken as thoroughly accurate, the whole of the tables having been revised by Dr. Fream. We cordially recommend it."—*Bell's Weekly Messenger*.

Artificial Manures and Foods.

FERTILISERS AND FEEDING STUFFS: Their Properties and Uses. A Handbook for the Practical Farmer. By BERNARD DYER, D.Sc. (Lond.) With the Text of the Fertilisers and Feeding Stuffs Act of 1893, the Regulations and Forms of the Board of Agriculture and Notes on the Act by A. J. DAVID, B.A., LL.M., of the Inner Temple, Barrister-at-Law. Crown 8vo, 120 pages, 1s. cloth. [Just published.

"An excellent shillingsworth. Dr. Dyer has done farmers good service in placing at their disposal so much useful information in so intelligible a form."—*The Times*.

The Management of Bees.

BEEES FOR PLEASURE AND PROFIT: A Guide to the Manipulation of Bees, the Production of Honey, and the General Management of the Apiary. By G. GORDON SAMSON. Crown 8vo, 1s. cloth.

"The intending bee-keeper will find exactly the kind of information required to enable him to make a successful start with his hives. The author is a thoroughly competent teacher, and his book may be commended."—*Morning Post*.

Farm and Estate Book-keeping.

BOOK-KEEPING FOR FARMERS & ESTATE OWNERS.

A Practical Treatise, presenting, in Three Plans, a System adapted for all Classes of Farms. By JOHNSON M. WOODMAN, Chartered Accountant. Second Edition, Revised. Crown 8vo, 3s. 6d. cloth boards; or 2s. 6d. cloth limp.

"The volume is a capital study of a most important subject."—*Agricultural Gazette*.

The young farmer, land agent, and surveyor will find Mr. Woodman's treatise more than repay its cost and study."—*Building News*.

Farm Account Book.

WOODMAN'S YEARLY FARM ACCOUNT BOOK. Giving a Weekly Labour Account and Diary, and showing the Income and Expenditure under each Department of Crops, Live Stock, Dairy, &c. &c. With Valuation, Profit and Loss Account, and Balance Sheet at the end of the Year. By JOHNSON M. WOODMAN, Chartered Accountant, Author of "Book-keeping for Farmers." Folio, 7s. 6d. half-bound.

"Contains every requisite form for keeping farm accounts readily and accurately."—*Agri-culture*

Early Fruits, Flowers, and Vegetables.

THE FORCING GARDEN; or, How to Grow Early Fruits, Flowers, and Vegetables. With Plans and Estimates for Building Glass-houses, Pits, and Frames. By SAMUEL WOOD. Crown 8vo, 3s. 6d. cloth.

"A good book, and fairly fills a place that was in some degree vacant. The book is written with great care, and contains a great deal of valuable teaching."—*Gardeners' Magazine*.

Good Gardening.

A PLAIN GUIDE TO GOOD GARDENING; or, How to Grow Vegetables, Fruits, and Flowers. By S. WOOD. Fourth Edition, with considerable Additions, &c., and numerous Illustrations. Crown 8vo, 3s. 6d. cl.

"A very good book, and one to be highly recommended as a practical guide. The practical directions are excellent."—*Athenæum*.

"May be recommended to young gardeners, cottagers, and specially to amateurs, for the plain, simple, and trustworthy information it gives on common matters too often neglected."—*Gardeners' Chronicle*.

Gainful Gardening.

MULTUM-IN-PARVO GARDENING; or, How to make One Acre of Land produce £620 a-year by the Cultivation of Fruits and Vegetables; also, How to Grow Flowers in Three Glass Houses, so as to realise £176 per annum clear Profit. By SAMUEL WOOD, Author of "Good Gardening," &c. Fifth and Cheaper Edition, Revised, with Additions. Crown 8vo, 1s. sewed.

"We are bound to recommend it as not only suited to the case of the amateur and gentleman's gardener, but to the market grower."—*Gardeners' Magazine*.

Gardening for Ladies.

THE LADIES' MULTUM-IN-PARVO FLOWER GARDEN, and Amateurs' Complete Guide. With Illusts. By S. WOOD. Cr. 8vo, 3s. 6d. cl.

Receipts for Gardeners.

GARDEN RECEIPTS. Edited by CHARLES W. QUIN. 12mo, 1s. 6d. cloth limp.

Market Gardening.

MARKET AND KITCHEN GARDENING. By Contributors to "The Garden." Compiled by C. W. SHAW, late Editor of "Gardening Illustrated." 12mo 3s. 6d. cloth boards.

AUCTIONEERING, VALUING, LAND SURVEYING ESTATE AGENCY, etc.

Auctioneer's Assistant.

THE APPRAISER, AUCTIONEER, BROKER, HOUSE AND ESTATE AGENT AND VALUER'S POCKET ASSISTANT, for the Valuation for Purchase, Sale, or Renewal of Leases, Annuities and Reversions, and of property generally; with Prices for Inventories, &c. By JOHN WHAZLER, Valuer, &c. Sixth Edition, Re-written and greatly extended by C. NOARIS, Surveyor, Valuer, &c. Royal 32mo, 5s. cloth.

"A neat and concise book of reference, containing an admirable and clearly-arranged list of prices for inventories, and a very practical guide to determine the value of furniture, &c."—*Standard*.

"Contains a large quantity of varied and useful information as to the valuation for purchase, sale, or renewal of leases, annuities and reversions, and of property generally, with prices for inventories, and a guide to determine the value of interior fittings and other effects."—*Builder*.

Auctioneering.

AUCTIONEERS: THEIR DUTIES AND LIABILITIES. A Manual of Instruction and Counsel for the Young Auctioneer. By ROBERT SQUIBBS, Auctioneer. Second Edition, Revised and partly Re-written. Demy 8vo, 12s. 6d. cloth.

* * * OPINIONS OF THE PRESS.

"The standard text-book on the topics of which it treats."—*Athenaeum*.

"The work is one of general excellent character, and gives much information in a compendious and satisfactory form."—*Builder*.

"May be recommended as giving a great deal of information on the law relating to auctioneers, in a very readable form."—*Law Journal*.

"Auctioneers may be congratulated on having so pleasing a writer to minister to their special needs."—*Solicitors' Journal*.

"Every auctioneer ought to possess a copy of this excellent work."—*Ironmonger*.

"Of great value to the profession. . . . We readily welcome this book from the fact that it treats the subject in a manner somewhat new to the profession."—*Estates Gazette*.

Inwood's Estate Tables.

TABLES FOR THE PURCHASING OF ESTATES, Freehold, Copyhold, or Leasehold; Annuities, Advowsons, etc., and for the Renewing of Leases held under Cathedral Churches, Colleges, or other Corporate bodies for Terms of Years certain, and for Lives; also for Valuing Reversionary Estates, Deferred Annuities, Next Presentations, &c.; together with SMART'S Five Tables of Compound Interest, and an Extension of the same to Lower and Intermediate Rates. By W. INWOOD, 24th Edition, with considerable Additions, and new and valuable Tables of Logarithms for the more Difficult Computations of the Interest of Money, Discount, Annuities, &c., by M. FEDOR THOMAN, of the Société Cr dit Mobilier at Paris. Crown 8vo, 8s. cloth.

"Those interested in the purchase and sale of estates, and in the adjustment of compensation cases, as well as in transactions in annuities, life insurances, &c., will find the present edition of eminent service."—*Engineering*.

"Inwood's Tables" still maintain a most enviable reputation. The new issue has been enriched by large additional contributions by M. Fedor Thoman, whose carefully arranged Tables cannot fail to be of the utmost utility."—*Mining Journal*.

Agricultural Valuer's Assistant.

THE AGRICULTURAL VALUER'S ASSISTANT. A Practical Handbook on the Valuation of Landed Estates; including Rules and Data for Measuring and Estimating the Contents, Weights, and Values of Agricultural Produce and Timber, and the Values of Feeding Stuffs, Manures, and Labour; with Forms of Tenant-Right-Valuations, Lists of Local Agricultural Customs, Scales of Compensation under the Agricultural Holdings Act, &c. &c. By TOM BRIGHT, Agricultural Surveyor. Second Edition, much Enlarged. Crown 8vo, 5s. cloth.

"Full of tables and examples in connection with the valuation of tenant-right, estates, labour, contents, and weights of timber, and farm produce of all kinds."—*Agricultural Gazette*.

"An eminently practical handbook, full of practical tables and data of undoubted interest and value to surveyors and auctioneers in preparing valuations of all kinds."—*Farmer*.

Plantations and Underwoods.

POLE PLANTATIONS AND UNDERWOODS: A Practical Handbook on Estimating the Cost of Forming, Renovating, Improving, and Grubbing Plantations and Underwoods, their Valuation for Purposes of Transfer, Rental, Sale, or Assessment. By TOM BRIGHT, Author of "The Agricultural Valuer's Assistant," &c. Crown 8vo, 3s. 6d. cloth.

"To valuers, foresters and agents it will be a welcome aid."—*North British Agriculturist*.

"Well calculated to assist the valuer in the discharge of his duties, and of undoubted interest and use both to surveyors and auctioneers in preparing valuations of all kinds."—*Kent Herald*.

Hudson's Land Valuer's Pocket-Book.

THE LAND VALUER'S BEST ASSISTANT: Being Tables on a very much Improved Plan, for Calculating the Value of Estates. With Tables for reducing Scotch, Irish, and Provincial Customary Acres to Statute Measure, &c. By R. HUDSON, C.E. New Edition. Royal 32mo, 4s. leather. "Of incalculable value to the country gentleman and professional man."—*Farmers' Journal*.

Ewart's Land Improver's Pocket-Book.

THE LAND IMPROVER'S POCKET-BOOK OF FORMULÆ, TABLES, and MEMORANDA required in any Computation relating to the Permanent Improvement of Landed Property. By JOHN EWART, Surveyor. Second Edition. Royal 32mo, 4s. leather.

Complete Agricultural Surveyor's Pocket-Book.

THE LAND VALUER'S AND LAND IMPROVER'S COMPLETE POCKET-BOOK. Being of the above Two Works bound together. Leather, with strap, 7s. 6d.

House Property.

HANDBOOK OF HOUSE PROPERTY. A Popular and Practical Guide to the Purchase, Mortgage, Tenancy, and Compulsory Sale of Houses and Land, including the Law of Dilapidations and Fixtures; with Examples of all kinds of Valuations, Useful Information on Building, and Suggestive Elucidations of Fine Art. By E. L. TARBUCE, Architect and Surveyor. Fifth Edition, Enlarged. 12mo, 5s. cloth.

"The advice is thoroughly practical."—*Law Journal*.

"For all who have dealings with house property, this is an indispensable guide."—*Decoration*.

"Carefully brought up to date, and much improved by the addition of a division on fine art. . . . A well-written and thoughtful work."—*Land Agent's Record*.

LAW AND MISCELLANEOUS.

Pocket-Book for Sanitary Officials.

THE HEALTH OFFICER'S POCKET-BOOK: A Guide to Sanitary Practice and Law. For Medical Officers of Health, Sanitary Inspectors, Members of Sanitary Authorities, &c. By EDWARD F. WILLOUGHBY, M.D. (Lond.), &c., Author of "Hygiene and Public Health." Fcap. 8vo, 7s. 6d. cloth, red edges, rounded corners. [Just published.]

"A mine of condensed information of a pertinent and useful kind on the various subjects of which it treats. The matter seems to have been carefully compiled and arranged for facility of reference, and it is well illustrated by diagrams and woodcuts. The different subjects are succinctly but fully and scientifically dealt with."—*The Lancet*.

"An excellent publication, dealing with the scientific, technical and legal matters connected with the duties of medical officers of health and sanitary inspectors. The work is replete with information."—*Local Government Journal*.

Journalism.

MODERN JOURNALISM. A Handbook of Instruction and Counsel for the Young Journalist. By JOHN B. MACKIE, Fellow of the Institute of Journalists. Crown 8vo, 2s. cloth. [Just published.]

"This invaluable guide to journalism is a work which all aspirants to a journalistic career will read with advantage."—*Journalist*.

Private Bill Legislation and Provisional Orders.

HANDBOOK FOR THE USE OF SOLICITORS AND ENGINEERS Engaged in Promoting Private Acts of Parliament and Provisional Orders, for the Authorization of Railways, Tramways, Gas and Water Works, &c. By L. LIVINGSTON MACASSEY, of the Middle Temple, Barrister-at-Law, M.Inst.C.E. 8vo, 25s. cloth.

Law of Patents.

PATENTS FOR INVENTIONS, AND HOW TO PROCURE THEM. Compiled for the Use of Inventors, Patentees and others. By G. G. M. HARDINGHAM, Assoc.Mem.Inst.C.E., &c. Demy 8vo, 1s. 6d. cloth.

Labour Disputes.

CONCILIATION AND ARBITRATION IN LABOUR DISPUTES: A Historical Sketch and Brief Statement of the Present Position of the Question at Home and Abroad. By J. S. JEANS, Author of "England's Supremacy," &c. Crown 8vo, 200 pp., 2s. 6d. cloth. [Just published.]

"Mr. Jeans is well qualified to write on this subject, both by his previous books and by his practical experience as an arbitrator."—*The Times*.

A Complete Epitome of the Laws of this Country.

EVERY MAN'S OWN LAWYER: A HANDY-BOOK OF THE PRINCIPLES OF LAW AND EQUITY. WITH A CONCISE DICTIONARY OF LEGAL TERMS. By A BARRISTER. Thirty-third Edition, carefully Revised, and including New Acts of Parliament of 1895. Comprising the *Summary Jurisdiction (Married Women) Act, 1895* (giving to Magistrates largely increased powers for the Protection of ill-used Wives), as well as new enactments comprised in the *Factory and Workshop Act, 1895*; *Law of Distress Amendment Act, 1895*; *Corrupt and Illegal Practices Act, 1895*; *Local Government Act, 1894* (establishing District and Parish Councils); *Finance Act, 1894* (imposing the New Death Duties); *Prevention of Cruelty to Children Act, 1894*; *Married Women's Property Act, 1893*; *Betting and Loans (Infants) Act, 1892*; with many other Acts of recent years. Crown 8vo, 750 pp., price 6s. 8d. (saved at every consultation!) strongly bound in cloth.

[Just published.

**** The Book will be found to comprise (amongst other matter)—**

THE RIGHTS AND WRONGS OF INDIVIDUALS—LANDLORD AND TENANT—VENDORS AND PURCHASERS—LEASES AND MORTGAGES—PRINCIPAL AND AGENT—PARTNERSHIP AND COMPANIES—MASTERS, SERVANTS, AND WORKMEN—CONTRACTS AND AGREEMENTS—BORROWERS, LENDERS, AND SURETIES—SALE AND PURCHASE OF GOODS—CHECKS, BILLS, AND NOTES—BILLS OF SALE—BANKRUPTCY—RAILWAY AND SHIPPING LAW—LIFE, FIRE, AND MARINE INSURANCE—ACCIDENT AND FIDELITY INSURANCE—CRIMINAL LAW—PARLIAMENTARY ELECTIONS—COUNTY COUNCILS—DISTRICT COUNCILS—PARISH COUNCILS—MUNICIPAL CORPORATIONS—LIBEL AND SLANDER—PUBLIC HEALTH AND NUISANCES—COPYRIGHT, PATENTS, TRADE MARKS—HUSBAND AND WIFE—DIVORCE—INFANCY—CUSTODY OF CHILDREN—TRUSTEES AND EXECUTORS—CLERGY, CHURCHWARDENS, ETC.—GAME LAWS AND SPORTING—INNKEEPERS—HORSES AND DOGS—TAXES AND DEATH DUTIES—FORMS OF AGREEMENTS, WILLS, CODICILS, NOTICES, ETC.

☞ *The object of this work is to enable those who consult it to help themselves to the law; and thereby to dispense, as far as possible, with professional assistance and advice. There are many wrongs and grievances which persons submit to from time to time through not knowing how or where to apply for redress; and many persons have as great a dread of a lawyer's office as of a lion's den. With this book at hand it is believed that many a SIX-AND-EIGHTPENCE may be saved; many a wrong redressed; many a right reclaimed; many a law suit avoided; and many an evil abated. The work has established itself as the standard legal adviser of all classes, and has also made a reputation for itself as a useful book of reference for lawyers residing at a distance from law libraries, who are glad to have at hand a work embodying recent decisions and enactments.*

**** OPINIONS OF THE PRESS.**

"The amount of information squeezed into this volume is wonderful."—*Law Journal* (Feb. 8, 1896).

"A complete code of English Law, written in plain language, which all can understand. Should be in the hands of every business man, and all who wish to abolish lawyers' bills."

Weekly Times.

"A complete digest of the most useful facts which constitute English law."—*Globe.*

"Admirably done, admirably arranged, and admirably cheap."—*Leeds Mercury.*

"A cocoon, cheap and complete epitome of the English law. So plainly written that he who runs may read, and he who reads may understand."—*Figaro.*

"The 'Concise Dictionary' adds considerably to its value."—*Westminster Gazette.*

"A complete epitome of the law; thoroughly intelligible to non-professional readers."

Bell's Life.

Legal Guide for Pawnbrokers.

THE LAW OF LOANS AND PLEDGES. With Statutes and a Digest of Cases. By H. C. FOLKARD, Esq., Barrister-at-Law. Fcap. 8vo, 3s. 6d. cloth.

The Law of Contracts.

LABOUR CONTRACTS: A Popular Handbook on the Law of Contracts for Works and Services. By D. GIBBONS. Fourth Edition with Appendix of Statutes by T. F. UTTLEY, Solicitor. Fcap. 8vo, 3s. 6d. cloth.

The Factory Acts.

SUMMARY OF THE FACTORY AND WORKSHOP ACTS (1878-1891). For the Use of Manufacturers and Managers. By EMILE GARCKE and J. M. FELS. (Reprinted from "FACTORY ACCOUNTS.") Crown 8vo, 6d. sewed.

Weale's Rudimentary Series.



LONDON, 1862.

THE PRIZE MEDAL

Was awarded to the Publishers of



WEALE'S SERIES

RUDIMENTARY SCIENTIFIC, EDUCATIONAL,
AND CLASSICAL.

Comprising nearly Three Hundred and Fifty distinct works in almost every department of Science, Art, and Education, recommended to the notice of Engineers, Architects, Builders, Artisans, and Students generally, as well as to those interested in Workmen's Libraries, Literary and Scientific Institutions, Colleges, Schools, Science Classes, &c., &c.

“WEALE'S SERIES includes Text-Books on almost every branch of Science and Industry, comprising such subjects as Agriculture, Architecture and Building, Civil Engineering, Fine Arts, Mechanics and Mechanical Engineering, Physical and Chemical Science, and many miscellaneous Treatises. The whole are constantly undergoing revision, and new editions, brought up to the latest discoveries in scientific research, are constantly issued. The prices at which they are sold are as low as their excellence is assured.”—*American Literary Gazette.*

“Amongst the literature of technical education, WEALE'S SERIES has ever enjoyed a high reputation, and the additions being made by Messrs. CROSBY LOCKWOOD & SON render the series more complete, and bring the information upon the several subjects down to the present time.”—*Mining Journal.*

“It is not too much to say that no books have ever proved more popular with, or more useful to, young engineers and others than the excellent treatises comprised in WEALE'S SERIES.”—*Engineer.*

“The excellence of WEALE'S SERIES is now so well appreciated, that it would be wasting our space to enlarge upon their general usefulness and value.”—*Builder.*

“The volumes of WEALE'S SERIES form one of the best collections of elementary technical books in any language.”—*Architect.*

“WEALE'S SERIES has become a standard as well as an unrivalled collection of treatises in all branches of art and science.”—*Public Opinion.*



PHILADELPHIA, 1876.
THE PRIZE MEDAL

Was awarded to the Publishers for
Books: Rudimentary, Scientific,

“WEALE'S SERIES,” ETC.



CROSBY LOCKWOOD & SON,
7, STATIONERS' HALL COURT, LUDGATE HILL, LONDON, E.C.

** Catalogues post free on application. .

WEALE'S RUDIMENTARY SCIENTIFIC SERIES.



. The volumes of this Series are freely Illustrated with Woodcuts, or otherwise, where requisite. Throughout the following List it must be understood that the books are bound in limp cloth, unless otherwise stated; but the volumes marked with a † may also be had strongly bound in cloth boards for 6d. extra.

N.B.—In ordering from this List it is recommended, as a means of facilitating business and obviating error, to quote the numbers affixed to the volumes, as well as the titles and prices.


CIVIL ENGINEERING, SURVEYING, ETC.

- No.
31. *WELLS AND WELL-SINKING.* By JOHN GEO. SWINDELL, A.R.I.B.A., and G. R. BURNELL, C.E. Revised Edition. With a New Appendix on the Qualities of Water. Illustrated. 2s.
35. *THE BLASTING AND QUARRYING OF STONE,* for Building and other Purposes. By Gen. Sir J. BURGOYNE, Bart. 1s. 6d.
43. *TUBULAR, AND OTHER IRON GIRDER BRIDGES,* particularly describing the Britannia and Conway Tubular Bridges. By G. DRYSDALE DEMPSEY, C.E. Fourth Edition. 2s.
44. *FOUNDATIONS AND CONCRETE WORKS,* with Practical Remarks on Footings, Sand, Concrete, Béton, Pile-driving, Caissons, and Cofferdams, &c. By E. DOBSON. Seventh Edition. 1s. 6d.
60. *LAND AND ENGINEERING SURVEYING.* By T. BAKER, C.E. Fifteenth Edition, revised by Professor J. R. YODNG. 2s. †
- 80*. *EMBANKING LANDS FROM THE SEA.* With examples and Particulars of actual Embankments, &c. By J. WIGGINS, F.G.S. 2s.
81. *WATER WORKS,* for the Supply of Cities and Towns. With a Description of the Principal Geological Formations of England as influencing Supplies of Water, &c. By S. HUGHES, C.E. New Edition. 4s. †
118. *CIVIL ENGINEERING IN NORTH AMERICA,* a Sketch of. By DAVID STEVENSON, F.R.S.E., &c. Plates and Diagrams. 3s.
167. *IRON BRIDGES, GIRDERS, ROOFS, AND OTHER WORKS.* By FRANCIS CAMPIN, C.E. 2s. 6d. †
197. *ROADS AND STREETS.* By H. LAW, C.E., revised and enlarged by D. K. CLARK, C.E., including pavements of Stone, Wood, Asphalte, &c. 4s. 6d. †
203. *SANITARY WORK IN THE SMALLER TOWNS AND IN VILLAGES.* By C. SLAGG, A.M.I.C.E. Revised Edition. 3s. †
212. *GAS-WORKS, THEIR CONSTRUCTION AND ARRANGEMENTS;* and the Manufacture and Distribution of Coal Gas. Originally written by SAMUEL HUGHES, C.E. Re-written and enlarged by WILLIAM RICHARDS, C.E. Eighth Edition, with important additions. 5s. 6d. †
213. *PIONEER ENGINEERING.* A Treatise on the Engineering Operations connected with the Settlement of Waste Lands in New Countries. By EDWARD DOBSON, Assoc. Inst. C.E. 4s. 6d. †
216. *MATERIALS AND CONSTRUCTION;* A Theoretical and Practical Treatise on the Strains, Designing, and Erection of Works of Construction. By FRANCIS CAMPIN, C.E. Second Edition, revised. 3s. †
219. *CIVIL ENGINEERING.* By HENRY LAW, M.Inst. C.E. Including HYDRAULIC ENGINEERING by GEO. R. BURNELL, M.Inst. C.E. Seventh Edition, revised, with large additions by D. KINNEAR CLARK, M.Inst. C.E. 6s. 6d., Cloth boards, 7s. 6d.
268. *THE DRAINAGE OF LANDS, TOWNS, & BUILDINGS.* By G. D. DEMPSEY, C.E. Revised, with large Additions on Recent Practice in Drainage Engineering, by D. KINNEAR CLARK, M.I.C.E. Second Edition, Corrected. 4s. 6d. †

† The † indicates that these vols. may be had strongly bound at 6d. extra.

MECHANICAL ENGINEERING, ETC.

33. *CRANES*, the Construction of, and other Machinery for Raising Heavy Bodies. By JOSEPH GLYNN, F.R.S. Illustrated. 1s. 6d.
34. *THE STEAM ENGINE*. By Dr. LARDNER. Illustrated. 1s. 6d.
59. *STEAM BOILERS: their Construction and Management*. By R. ARMSTRONG, C.E. Illustrated. 1s. 6d.
82. *THE POWER OF WATER*, as applied to drive Flour Mills, and to give motion to Turbines, &c. By JOSEPH GLYNN, F.R.S. 2s. 1/2
98. *PRACTICAL MECHANISM*, the Elements of; and Machine Tools. By T. BAKER, C.E. With Additions by J. NASMYTH, C.E. 2s. 6d. 1/2
139. *THE STEAM ENGINE*, a Treatise on the Mathematical Theory of, with Rules and Examples for Practical Men. By T. BAKER, C.E. 1s. 6d.
164. *MODERN WORKSHOP PRACTICE*, as applied to Steam Engines, Bridges, Ship-building, &c. By J. G. WINTON. New Edition. 3s. 6d. 1/2
165. *IRON AND HEAT*, exhibiting the Principles concerned in the Construction of Iron Beams, Pillars, and Girders. By J. ARMOUR. 2s. 6d. 1/2
166. *POWER IN MOTION: Horse-Power, Toothed-Wheel Gearing, Long and Short Driving Bands, and Angular Forces*. By J. ARMOUR. 2s. 1/2
171. *THE WORKMAN'S MANUAL OF ENGINEERING DRAWING*. By J. MAXTON. 7th Edn. With 7 Plates and 350 Cuts. 3s. 6d. 1/2
190. *STEAM AND THE STEAM ENGINE*, Stationary and Portable. By J. SEWELL and D. K. CLARK, C.E. 3s. 6d. 1/2
200. *FUEL*, its Combustion and Economy. By C. W. WILLIAMS. With Recent Practice in the Combustion and Economy of Fuel—Coal, Coke, Wood, Peat, Petroleum, &c.—by D. K. CLARK, M.I.C.E. 3s. 6d. 1/2
202. *LOCOMOTIVE ENGINES*. By G. D. DEMPSEY, C.E.; with large additions by D. KINNEAR CLARK, M.I.C.E. 3s. 1/2
211. *THE BOILERMAKER'S ASSISTANT* in Drawing, Templating, and Calculating Boiler and Tank Work. By JOHN COURTNEY, Practical Boiler Maker. Edited by D. K. CLARK, C.E. 100 Illustrations. 2s.
217. *SEWING MACHINERY: Its Construction, History, &c.*, with full Technical Directions for Adjusting, &c. By J. W. URQUHART, C.E. 2s. 1/2
223. *MECHANICAL ENGINEERING*. Comprising Metallurgy, Moulding, Casting, Forging, Tools, Workshop Machinery, Manufacture of the Steam Engine, &c. By FRANCIS CAMPIN, C.E. Third Edition. 2s. 6d. 1/2
236. *DETAILS OF MACHINERY*. Comprising Instructions for the Execution of various Works in Iron. By FRANCIS CAMPIN, C.E. 3s. 1/2
237. *THE SMITHY AND FORGE*; including the Farrier's Art and Coach Smithing. By W. J. E. CRANE. Illustrated. 2s. 6d. 1/2
238. *THE SHEET-METAL WORKER'S GUIDE*; a Practical Handbook for Tinsmiths, Coppersmiths, Zincworkers, &c. With 94 Diagrams and Working Patterns. By W. J. E. CRANE. Third Edition, revised. 1s. 6d.
251. *STEAM AND MACHINERY MANAGEMENT: with Hints on Construction and Selection*. By M. POWIS BALE, M.I.M.E. 2s. 6d. 1/2
254. *THE BOILERMAKER'S READY-RECKONER*. By J. COURTNEY. Edited by D. K. CLARK, C.E. 4s.
- * * Nos. 211 and 254 in One Vol., half-bound, entitled "THE BOILERMAKER'S READY-RECKONER AND ASSISTANT." By J. COURTNEY and D. K. CLARK. 7s.
255. *LOCOMOTIVE ENGINE-DRIVING*. A Practical Manual for Engineers in charge of Locomotive Engines. By MICHAEL REYNOLDS, M.S.E. Ninth Edition. 3s. 6d., limp; 4s. 6d. cloth boards.
256. *STATIONARY ENGINE-DRIVING*. A Practical Manual for Engineers in charge of Stationary Engines. By MICHAEL REYNOLDS, M.S.E. Fourth Edition. 3s. 6d., limp; 4s. 6d. cloth boards.
260. *IRON BRIDGES OF MODERATE SPAN: their Construction and Erection*. By HAMILTON W. PENDRED, C.E. 2s.


 The 1/2 indicates that these vols. may be had strongly bound at 6d. extra.

MINING, METALLURGY, ETC.

4. *MINERALOGY*, Rudiments of; a concise View of the General Properties of Minerals. By A. RAMSAY, F.G.S., F.R.G.S., &c. Fourth Edition, revised and enlarged. Illustrated. 3s. 6d. †
117. *SUBTERRANEAN SURVEYING*, with and without the Magnetic Needle. By T. FENWICK and T. BAKER, C.E. Illustrated. 2s. 6d. †
135. *ELECTRO-METALLURGY*; Practically Treated. By ALEXANDER WATT. Tenth Edition, enlarged, with additional Illustrations, and including the most recent Processes. 3s. 6d. †
172. *MINING TOOLS*, Manual of. For the Use of Mine Managers, Agents, Students, &c. By WILLIAM MORGANS. 2s. 6d.
- 172*. *MINING TOOLS, ATLAS* of Engravings to Illustrate the above, containing 235 Illustrations, drawn to Scale. 4to. 4s. 6d.
176. *METALLURGY OF IRON*. Containing History of Iron Manufacture, Methods of Assay, and Analyses of Iron Ores, Processes of Manufacture of Iron and Steel, &c. By H. BAURMAN, F.G.S. Sixth Edition, revised and enlarged. 5s. †
180. *COAL AND COAL MINING*. By the late Sir WARINGTON W. SMYTH, M.A., F.R.S. Seventh Edition, revised. 3s. 6d. †
195. *THE MINERAL SURVEYOR AND VALUER'S COMPLETE GUIDE*. By W. LINTERN, M.E. Third Edition, including Magnetic and Angular Surveying. With Four Plates. 3s. 6d. †
214. *SLATE AND SLATE QUARRYING*, Scientific, Practical, and Commercial. By D. C. DAVIES, F.G.S., Mining Engineer, &c. 3s. †
264. *A FIRST BOOK OF MINING AND QUARRYING*, with the Sciences connected therewith, for Primary Schools and Self-Instruction. By J. H. COLLINS, F.G.S. Second Edition, with additions. 1s. 6d.

ARCHITECTURE, BUILDING, ETC.

16. *ARCHITECTURE—ORDERS*—The Orders and their Æsthetic Principles. By W. H. LEEDS. Illustrated. 1s. 6d.
17. *ARCHITECTURE—STYLES*—The History and Description of the Styles of Architecture of Various Countries, from the Earliest to the Present Period. By T. TALBOT BURY, F.R.I.B.A., &c. Illustrated. 2s.
** ORDERS AND STYLES OF ARCHITECTURE, in One Vol., 3s. 6d.
18. *ARCHITECTURE—DESIGN*—The Principles of Design in Architecture, as deducible from Nature and exemplified in the Works of the Greek and Gothic Architects. By E. L. GARBETT, Architect. Illustrated. 2s. 6d.
* * * The three preceding Works, in One handsome Vol., half bound, entitled "MODERN ARCHITECTURE," price 6s.
22. *THE ART OF BUILDING*, Rudiments of. General Principles of Construction, Materials used in Building, Strength and Use of Materials, Working Drawings, Specifications, and Estimates. By E. DOBSON, 2s. †
25. *MASONRY AND STONECUTTING*: Rudimentary Treatise on the Principles of Masonic Projection and their application to Construction. By EDWARD DOBSON, M.R.I.B.A., &c. 2s. 6d. †
42. *COTTAGE BUILDING*. By C. BRUCE ALLEN, Architect. Eleventh Edition, revised and enlarged. With a Chapter on Economic Cottages for Allotments, by EDWARD E. ALLEN, C.E. 2s.
45. *LIMES, CEMENTS, MORTARS, CONCRETES, MASTICS, PLASTERING*, &c. By G. R. BURNELL, C.E. Fourteenth Edition. 1s. 6d.
57. *WARMING AND VENTILATION*. An Exposition of the General Principles as applied to Domestic and Public Buildings, Mines, Lighthouses, Ships, &c. By C. TOMLINSON, F.R.S., &c. Illustrated. 3s.
111. *ARCHES, PIERS, BUTTRESSES, &c.*: Experimental Essays on the Principles of Construction. By W. BLAND. Illustrated. 1s. 6d.

 The † indicates that these vols. may be had strongly bound at 6d. extra.

Architecture, Building, etc., *continued.*

116. *THE ACOUSTICS OF PUBLIC BUILDINGS*; or, The Principles of the Science of Sound applied to the purposes of the Architect and Builder. By T. ROGER SMITH, M.R.I.B.A., Architect. Illustrated. 1s. 6d.
127. *ARCHITECTURAL MODELLING IN PAPER*, the Art of. By T. A. RICHARDSON, Architect. Illustrated. 1s. 6d.
128. *VITRUVIUS—THE ARCHITECTURE OF MARCUS VITRUVIUS POLLO*. In Ten Books. Translated from the Latin by JOSEPH GWILT, F.S.A., F.R.A.S. With 23 Plates. 5s.
130. *GRECIAN ARCHITECTURE*, An Inquiry into the Principles of Beauty in; with an Historical View of the Rise and Progress of the Art in Greece. By the EARL OF ABERDEEN. 1s.
- * The two preceding Works in One handsome Vol., half bound, entitled "ANCIENT ARCHITECTURE," price 6s.
132. *THE ERECTION OF DWELLING-HOUSES*. Illustrated by a Perspective View, Plans, Elevations, and Sections of a pair of Semi-detached Villas, with the Specification, Quantities, and Estimates, &c. By S. H. BROOKS. New Edition, with Plates. 2s. 6d.†
156. *QUANTITIES & MEASUREMENTS* in Bricklayers', Masons', Plasterers', Plumbers', Painters', Paperhangers', Gilders', Smiths', Carpenters' and Joiners' Work. By A. C. BRATON, Surveyor. Ninth Edition. 1s. 6d.
175. *LOCKWOOD'S BUILDER'S PRICE BOOK FOR 1895*. A Comprehensive Handbook of the Latest Prices and Data for Builders, Architects, Engineers, and Contractors. Re-constructed, Re-written, and further Enlarged. By FRANCIS T. W. MILLER, A.R.I.B.A. 800 pages. 4s., cloth boards.
182. *CARPENTRY AND JOINERY—THE ELEMENTARY PRINCIPLES OF CARPENTRY*. Chiefly composed from the Standard Work of THOMAS TREDGOLD, C.E. With a TREATISE ON JOINERY by E. WYNDHAM TARN, M.A. Fifth Edition, Revised. 3s. 6d.†
- 182*. *CARPENTRY AND JOINERY. ATLAS* of 35 Plates to accompany the above. With Descriptive Letterpress. 4to. 6s.
185. *THE COMPLETE MEASURER*; the Measurement of Boards, Glass, &c.; Unequal-sided, Square-sided, Octagonal-sided, Round Timber and Stone, and Standing Timber, &c. By RICHARD HORTON. Fifth Edition. 4s.; strongly bound in leather, 5s.
187. *HINTS TO YOUNG ARCHITECTS*. By G. WIGHTWICK. New Edition. By G. H. GUILLAUME. Illustrated. 3s. 6d.†
188. *HOUSE PAINTING, GRAINING, MARBLING, AND SIGN WRITING*: with a Course of Elementary Drawing for House-Painters, Sign-Writers, &c., and a Collection of Useful Receipts. By ELLIS A. DAVISON. Sixth Edition. With Coloured Plates. 5s. cloth limp; 6s. cloth boards.
189. *THE RUDIMENTS OF PRACTICAL BRICKLAYING*. In Six Sections: General Principles; Arch Drawing, Cutting, and Setting; Pointing; Paving, Tiling, Materials; Slating and Plastering; Practical Geometry, Mensuration, &c. By ADAM HAMMOND. Eighth Edition. 1s. 6d.
191. *PLUMBING*. A Text-Book to the Practice of the Art or Craft of the Plumber. With Chapters upon House Drainage and Ventilation. Sixth Edition. With 380 Illustrations. By W. P. BUCHAN. 3s. 6d.†
192. *THE TIMBER IMPORTER'S, TIMBER MERCHANT'S, and BUILDER'S STANDARD GUIDE*. By R. E. GRANOV. 2s.
206. *A BOOK ON BUILDING, Civil and Ecclesiastical, including CHURCH RESTORATION*. With the Theory of Domes and the Great Pyramid, &c. By Sir EDMUND BECKETT, Bart., LL.D., Q.C., F.R.A.S. 4s. 6d.†
226. *THE JOINTS MADE AND USED BY BUILDERS* in the Construction of various kinds of Engineering and Architectural Works. By WYVILL J. CHRISTY, Architect. With upwards of 160 Engravings on Wood. 3s.†
228. *THE CONSTRUCTION OF ROOFS OF WOOD AND IRON*. By E. WYNDHAM TARN, M.A., Architect. Third Edition, revised. 1s. 6d.

† The † indicates that these vols. may be had strongly bound at 6d. extra.

Architecture, Building, etc., continued.

229. **ELEMENTARY DECORATION:** as applied to the Interior and Exterior Decoration of Dwelling-Houses, &c. By J. W. FACRY. 2s.
257. **PRACTICAL HOUSE DECORATION.** A Guide to the Art of Ornamental Painting. By JAMES W. FACRY. 2s. 6d.
- * * * *The two preceding Works, in One handsome Vol., half-bound, entitled "HOUSE DECORATION, ELEMENTARY AND PRACTICAL," price 5s.*
230. **A PRACTICAL TREATISE ON HANDRAILING.** Showing New and Simple Methods. By G. COLLINGS. Second Edition, Revised, including A TREATISE ON STAIRBUILDING. Plates. 2s. 6d.
247. **BUILDING ESTATES:** a Rudimentary Treatise on the Development, Sale, Purchase, and General Management of Building Land. By FOWLER MAITLAND, Surveyor. Second Edition, revised. 2s.
248. **PORTLAND CEMENT FOR USERS.** By HENRY FAIJA, Assoc. M. Inst. C.E. Third Edition, corrected. Illustrated. 2s.
252. **BRICKWORK:** a Practical Treatise, embodying the General and Higher Principles of Bricklaying, Cutting and Setting, &c. By F. WALKER. Third Edition, Revised and Enlarged. 1s. 6d.
23. **THE PRACTICAL BRICK AND TILE BOOK.** Comprising:
189. BRICK AND TILE MAKING, by E. DOBSON, A.I.C.E.; PRACTICAL BRICKLAYING, by A. H. HAMMOND; BRICKCUTTING AND SETTING, by A. HAMMOND. 534 pp. with 270 Illustrations. 6s. Strongly half-bound.
253. **THE TIMBER MERCHANT'S, SAW-MILLER'S, AND IMPORTER'S FREIGHT-BOOK AND ASSISTANT.** By WM. RICHARDSON. With Additions by M. POWIS BALE, A.M. Inst. C.E. 3s. 1/2
258. **CIRCULAR WORK IN CARPENTRY AND JOINERY.** A Practical Treatise on Circular Work of Single and Double Curvature. By GEORGE COLLINGS. Second Edition, 2s. 6d.
259. **GAS FITTING:** A Practical Handbook treating of every Description of Gas Laying and Fitting. By J. BLACK. Second Edition. 2s. 6d. †
261. **SHORING AND ITS APPLICATION:** A Handbook for the Use of Students. By GEORGE H. BLAGROVE. 1s. 6d.
265. **THE ART OF PRACTICAL BRICK CUTTING & SETTING.** By ADAM HAMMOND. With 90 Engravings. 1s. 6d.
267. **THE SCIENCE OF BUILDING:** An Elementary Treatise on the Principles of Construction. By E. WYNDHAM TARN, M.A. Lond. Third Edition, Revised and Enlarged. 3s. 6d. †
271. **VENTILATION:** a Text-book to the Practice of the Art of Ventilating Buildings. By W. P. BUCHAN, R.P., Sanitary Engineer, Author of "Plumbing," &c. 3s. 6d. †
272. **ROOF CARPENTRY;** Practical Lessons in the Framing of Wood Roofs. For the Use of Working Carpenters. By GEO. COLLINGS, Author of "Handrailing and Stairbuilding," &c. 2s.
273. **THE PRACTICAL PLASTERER:** A Compendium of Plain and Ornamental Plaster Work. By WILFRED KEMP. 2s.

SHIPBUILDING, NAVIGATION, ETC.

51. **NAVAL ARCHITECTURE.** An Exposition of the Elementary Principles. By J. PRAKE. Fifth Edition, with Plates. 3s. 6d. †
- 53*. **SHIPS FOR OCEAN & RIVER SERVICE,** Elementary and Practical Principles of the Construction of. By H. A. SOMMERFELDT. 1s. 6d.
- 53**. **AN ATLAS OF ENGRAVINGS** to Illustrate the above. Twelve large folding plates. Royal 4to, cloth. 7s. 6d.
54. **MASTING, MAST-MAKING, AND RIGGING OF SHIPS,** Also Tables of Spars, Rigging, Blocks; Chain, Wire, and Hemp Ropes &c., relative to every class of vessels. By ROBERT KIPPING, N.A. 2s. †

† The † indicates that these vols. may be had strongly bound at 6d. extra.

- Shipbuilding, Navigation, Marine Engineering, etc., *cont.*
- 54*. *IRON SHIP-BUILDING*. With Practical Examples and Details. By JOHN GRANTHAM, C.E. Fifth Edition. 4s.
55. *THE SAILOR'S SEA BOOK*: a Rudimentary Treatise on Navigation. By JAMES GREENWOOD, B.A. With numerous Woodcuts and Coloured Plates. New and enlarged edition. By W. H. ROSSER. 2s. 6d.†
80. *MARINE ENGINES AND STEAM VESSELS*. By ROBERT MURRAY, C.E. Eighth Edition, thoroughly Revised, with Additions by the Author and by GEORGE CARLISLE, C.E. 4s. 6d. limp; 5s. cloth boards.
- 83bis. *THE FORMS OF SHIPS AND BOATS*. By W. BLAND. Ninth Edition, with numerous Illustrations and Models. rs. 6d.
99. *NAVIGATION AND NAUTICAL ASTRONOMY*, in Theory and Practice. By Prof. J. R. YOUNG. New Edition. 2s. 6d.
106. *SHIPS' ANCHORS*, a Treatise on. By G. COTSELL, N.A. 1s. 6d.
149. *SAILS AND SAIL-MAKING*. With Draughting, and the Centre of Effort of the Sails; Weights and Sizes of Ropes; Masting, Rigging, and Sails of Steam Vessels, &c. 13th Edition. By R. KIPPING, N.A., 2s. 6d.†
155. *ENGINEER'S GUIDE TO THE ROYAL & MERCANTILE NAVIES*. By a PRACTICAL ENGINEER. Revised by D. F. M'CARTHY. 3s.
- 55 & *PRACTICAL NAVIGATION*. Consisting of The Sailor's Sea-Book. By JAMES GREENWOOD and W. H. ROSSER. Together with the requisite Mathematical and Nautical Tables for the Working of the Problems. By H. LAW, C.E., and Prof. J. R. YOUNG. 7s. Half-bound.

AGRICULTURE, GARDENING, ETC.

- 61*. *A COMPLETE READY RECKONER FOR THE ADMEASUREMENT OF LAND*, &c. By A. ARMAN. Fourth Edition, revised and extended by C. NORRIS, Surveyor, Valuer, &c. 2s.
131. *MILLER'S, CORN MERCHANT'S, AND FARMER'S READY RECKONER*. Second Edition, with a Price List of Modern Flour-Mill Machinery, by W. S. HUTTON, C.E. 2s.
140. *SOILS, MANURES, AND CROPS*. (Vol. 1. OUTLINES OF MODERN FARMING.) By R. SCOTT BURN. Woodcuts. 2s.
141. *FARMING & FARMING ECONOMY*, Notes, Historical and Practical, &c. (Vol. 2. OUTLINES OF MODERN FARMING.) By R. SCOTT BURN. 3s.
142. *STOCK; CATTLE, SHEEP, AND HORSES*. (Vol. 3. OUTLINES OF MODERN FARMING.) By R. SCOTT BURN. Woodcuts. 2s. 6d.
145. *DAIRY, PIGS, AND POULTRY*, Management of the. By R. SCOTT BURN. (Vol. 4. OUTLINES OF MODERN FARMING.) 2s.
146. *UTILIZATION OF SEWAGE, IRRIGATION, AND RECLAMATION OF WASTE LAND*. (Vol. 5. OUTLINES OF MODERN FARMING.) By R. SCOTT BURN. Woodcuts. 2s. 6d.
- *.* Nos. 140-1-2-5-6, in *One Vol.*, handsomely half-bound, entitled "OUTLINES OF MODERN FARMING." By ROBERT SCOTT BURN. Price 12s.
177. *FRUIT TREES*, The Scientific and Profitable Culture of. From the French of DU PAREUIL. Revised by GEO. GLENNY. 187 Woodcuts. 3s. 6d.
198. *SHEEP; THE HISTORY, STRUCTURE, ECONOMY, AND DISEASES OF*. By W. C. SPOONER, M.R.V.C., &c. Fifth Edition, enlarged, including Specimens of New and Improved Breeds. 3s. 6d.†
201. *KITCHEN GARDENING MADE EASY*. By GEORGE M. F. GLENNY. Illustrated. 1s. 6d.†
207. *OUTLINES OF FARM MANAGEMENT, and the Organization of Farm Labour*. By R. SCOTT BURN. 2s. 6d.†
208. *OUTLINES OF LANDED ESTATES MANAGEMENT*. By R. SCOTT BURN. 2s. 6d.
- *.* Nos. 207 & 208 in *One Vol.*, handsomely half-bound, entitled "OUTLINES OF LANDED ESTATES AND FARM MANAGEMENT." By R. SCOTT BURN. Price 6s.

† The † indicates that these vols. may be had strongly bound at 6d. extra.

Agriculture, Gardening, etc., continued.

209. **THE TREE PLANTER AND PLANT PROPAGATOR.** A Practical Manual on the Propagation of Forest Trees, Fruit Trees, Flowering Shrubs, Flowering Plants, &c. By SAMUEL WOOD. 2s.
210. **THE TREE PRUNER.** A Practical Manual on the Pruning of Fruit Trees, including also their Training and Renovation; also the Pruning of Shrubs, Climbers, and Flowering Plants. By SAMUEL WOOD. 1s. 6d.
- * Nos. 209 & 210 in One Vol., handsomely half-bound, entitled "THE TREE PLANTER, PROPAGATOR, AND PRUNER." By SAMUEL WOOD. Price 3s. 6d.
218. **THE HAY AND STRAW MEASURER:** Being New Tables for the Use of Auctioneers, Valuers, Farmers, Hay and Straw Dealers, &c. By JOHN STEELE. Fifth Edition. 2s.
222. **SUBURBAN FARMING.** The Laying-out and Cultivation of Farms, adapted to the Produce of Milk, Butter, and Cheese, Eggs, Poultry and Pigs. By Prof. JOHN DONALDSON and R. SCOTT BURN. 3s. 6d.‡
231. **THE ART OF GRAFTING AND BUDDING.** By CHARLES BALLET. With Illustrations. 2s. 6d.‡
232. **COTTAGE GARDENING;** or, Flowers, Fruits, and Vegetables for Small Gardens. By E. HORDAY. 1s. 6d.
233. **GARDEN RECEIPTS.** Edited by CHARLES W. QUIN. 1s. 6d.
234. **MARKET AND KITCHEN GARDENING.** By C. W. SHAW, late Editor of "Gardening Illustrated." 3s.‡
239. **DRAINING AND EMBANKING.** A Practical Treatise, embodying the most recent experience in the Application of Improved Methods. By JOHN SCOTT, late Professor of Agriculture and Rural Economy at the Royal Agricultural College, Cirencester. With 68 Illustrations. 1s. 6d.
240. **IRRIGATION AND WATER SUPPLY.** A Treatise on Water Meadows, Sewage Irrigation, and Warping; the Construction of Wells, Ponds, and Reservoirs, &c. By Prof. JOHN SCOTT. With 34 Illus. 1s. 6d.
241. **FARM ROADS, FENCES, AND GATES.** A Practical Treatise on the Roads, Tramways, and Waterways of the Farm; the Principles of Enclosures; and the different kinds of Fences, Gates, and Stiles. By Professor JOHN SCOTT. With 75 Illustrations. 1s. 6d.
242. **FARM BUILDINGS.** A Practical Treatise on the Buildings necessary for various kinds of Farms, their Arrangement and Construction, with Plans and Estimates. By Prof. JOHN SCOTT. With 105 Illus. 2s.
243. **BARN IMPLEMENTS AND MACHINES.** A Practical Treatise on the Application of Power to the Operations of Agriculture; and on various Machines used in the Threshing-barn, in the Stock-yard, and in the Dairy, &c. By Prof. J. SCOTT. With 123 Illustrations. 2s.
244. **FIELD IMPLEMENTS AND MACHINES.** A Practical Treatise on the Varieties now in use, with Principles and Details of Construction, their Points of Excellence, and Management. By Professor JOHN SCOTT. With 138 Illustrations. 2s.
245. **AGRICULTURAL SURVEYING.** A Practical Treatise on Land Surveying, Levelling, and Setting-out; and on Measuring and Estimating Quantities, Weights, and Values of Materials, Produce, Stock, &c. By Prof. JOHN SCOTT. With 62 Illustrations. 1s. 6d.
- * Nos. 239 to 245 in One Vol., handsomely half-bound, entitled "THE COMPLETE TEXT-BOOK OF FARM ENGINEERING." By Professor JOHN SCOTT. Price 12s.
250. **MEAT PRODUCTION.** A Manual for Producers, Distributors, &c. By JOHN EWART. 2s. 6d.‡
266. **BOOK-KEEPING FOR FARMERS & ESTATE OWNERS.** By J. M. WOODMAN, Chartered Accountant. 2s. 6d. cloth limp; 3s. 6d. cloth boards.

‡ The † indicates that these vols may be had strongly bound at 6d. extra.

MATHEMATICS, ARITHMETIC, ETC.

32. **MATHEMATICAL INSTRUMENTS**, a Treatise on; Their Construction, Adjustment, Testing, and Use concisely Explained. By J. F. HEATHER, M.A. Fourteenth Edition, revised, with additions, by A. T. WALMSLEY, M.I.C.E., Fellow of the Surveyors' Institution. Original Edition, in 1 vol., Illustrated. 2s.†
- *** In ordering the above, be careful to say, "Original Edition" (No. 32), to distinguish it from the Enlarged Edition in 3 vols. (Nos. 168-9-70.)
76. **DESCRIPTIVE GEOMETRY**, an Elementary Treatise on; with a Theory of Shadows and of Perspective, extracted from the French of G. MONGE. To which is added, a description of the Principles and Practice of Isometrical Projection. By J. F. HEATHER, M.A. With 14 Plates. 2s.
178. **PRACTICAL PLANE GEOMETRY**: giving the Simplest Modes of Constructing Figures contained in one Plane and Geometrical Construction of the Ground. By J. F. HEATHER, M.A. With 215 Woodcuts. 2s.
83. **COMMERCIAL BOOK-KEEPING**. With Commercial Phrases and Forms in English, French, Italian, and German. By JAMES HADDON, M.A., Arithmetical Master of King's College School, London. 1s. 6d.
84. **ARITHMETIC**, a Rudimentary Treatise on: with full Explanations of its Theoretical Principles, and numerous Examples for Practice. By Professor J. R. YOUNG. Twelfth Edition. 1s. 6d.
- 84*. A KEY to the above, containing Solutions in full to the Exercises, together with Comments, Explanations, and Improved Processes, for the Use of Teachers and Unassisted Learners. By J. R. YOUNG. 1s. 6d.
85. **EQUATIONAL ARITHMETIC**, applied to Questions of Interest, Annuities, Life Assurance, and General Commerce; with various Tables by which all Calculations may be greatly facilitated. By W. HIPSLEY. 2s.
86. **ALGEBRA**, the Elements of. By JAMES HADDON, M.A. With Appendix, containing miscellaneous Investigations, and a Collection of Problems in various parts of Algebra. 2s.
- 86*. A KEY AND COMPANION to the above Book, forming an extensive repository of Solved Examples and Problems in Illustration of the various Expedients necessary in Algebraical Operations. By J. R. YOUNG. 1s. 6d.
88. **EUCLID, THE ELEMENTS OF**: with many additional Propositions and Explanatory Notes: to which is prefixed, an Introductory Essay on Logic. By HENRY LAW, C.E. 2s. 6d.†
- *** Sold also separately, viz. :—
88. EUCLID, The First Three Books. By HENRY LAW, C.E. 1s. 6d.
89. EUCLID, Books 4, 5, 6, 11, 12. By HENRY LAW, C.E. 1s. 6d.
90. **ANALYTICAL GEOMETRY AND CONIC SECTIONS** By JAMES HANN. A New Edition, by Professor J. R. YOUNG. 2s.†
91. **PLANE TRIGONOMETRY**, the Elements of. By JAMES HANN, formerly Mathematical Master of King's College, London. 1s. 6d.
92. **SPHERICAL TRIGONOMETRY**, the Elements of. By JAMES HANN. Revised by CHARLES H. DOWLING, C.E. 1s.
- *** Or with "The Elements of Plane Trigonometry," in One Volume, 2s. 6d.
93. **MENSURATION AND MEASURING**. With the Mensuration and Levelling of Land for the Purposes of Modern Engineering. By T. BAKER, C.E. New Edition by E. NUGENT, C.E. Illustrated. 1s. 6d.
101. **DIFFERENTIAL CALCULUS**, Elements of the. By W. S. B. WOOLHOUSE, F.R.A.S., &c. 1s. 6d.
102. **INTEGRAL CALCULUS**, Rudimentary Treatise on the. By HOMERSNAM COX, B.A. Illustrated. 1s.
136. **ARITHMETIC**, Rudimentary, for the Use of Schools and Self-Instruction. By JAMES HADDON, M.A. Revised by A. ARMAN. 1s. 6d.
137. A KEY TO HADDON'S RUDIMENTARY ARITHMETIC. By A. ARMAN. 1s. 6d.

† The † indicates that these vols. may be had strongly bound at 6d. extra.

Mathematics, Arithmetic, etc., continued.

168. **DRAWING AND MEASURING INSTRUMENTS.** Including—I. Instruments employed in Geometrical and Mechanical Drawing, and in the Construction, Copying, and Measurement of Maps and Plans. II. Instruments used for the purposes of Accurate Measurement, and for Arithmetical Computations. By J. F. HEATHER, M.A. Illustrated. 1s. 6d.
169. **OPTICAL INSTRUMENTS.** Including (more especially) Telescopes, Microscopes, and Apparatus for producing copies of Maps and Plans by Photography. By J. F. HEATHER, M.A. Illustrated. 1s. 6d.
170. **SURVEYING AND ASTRONOMICAL INSTRUMENTS.** Including—I. Instruments Used for Determining the Geometrical Features of a portion of Ground. II. Instruments Employed in Astronomical Observations. By J. F. HEATHER, M.A. Illustrated. 1s. 6d.
- * * * *The above three volumes form an enlargement of the Author's original work, "Mathematical Instruments." (See No. 32 in the Series.)*
168. } **MATHEMATICAL INSTRUMENTS.** By J. F. HEATHER,
169. } M.A. Enlarged Edition, for the most part entirely re-written. The 3 Parts as
170. } above, in One thick Volume. With numerous Illustrations. 4s. 6d. †
158. **THE SLIDE RULE, AND HOW TO USE IT;** containing full, easy, and simple Instructions to perform all Business Calculations with unexampled rapidity and accuracy. By CHARLES HOARE, C.E. Sixth Edition. With a Slide Rule in tuck of cover. 2s. 6d. †
196. **THEORY OF COMPOUND INTEREST AND ANNUITIES;** with Tables of Logarithms for the more Difficult Computations of Interest, Discount, Annuities, &c. By FEDOR THOMAN. Fourth Edition. 4s. †
199. **THE COMPENDIOUS CALCULATOR;** or, Easy and Concise Methods of Performing the various Arithmetical Operations required in Commercial and Business Transactions; together with Useful Tables. By D. O GORMAN. Twenty-seventh Edition, carefully revised by C. NORRIS. 2s. 6d., cloth limp; 3s. 6d., strongly half-bound in leather.
204. **MATHEMATICAL TABLES,** for Trigonometrical, Astronomical, and Nautical Calculations; to which is prefixed a Treatise on Logarithms. By HENRY LAW, C.E. Together with a Series of Tables for Navigation and Nautical Astronomy. By Prof. J. R. YOUNG. New Edition. 4s.
- 204*. **LOGARITHMS.** With Mathematical Tables for Trigonometrical, Astronomical, and Nautical Calculations. By HENRY LAW, M.Inst.C.E. New and Revised Edition. (Forming part of the above Work). 3s.
221. **MEASURES, WEIGHTS, AND MONEYS OF ALL NATIONS,** and an Analysis of the Christian, Hebrew, and Mahometan Calendars. By W. S. B. WOOLHOUSE, F.R.A.S., F.S.S. Seventh Edition, 2s. 6d. †
227. **MATHEMATICS AS APPLIED TO THE CONSTRUCTIVE ARTS.** Illustrating the various processes of Mathematical Investigation, by means of Arithmetical and Simple Algebraical Equations and Practical Examples. By FRANCIS CAMPIN. C.E. Third Edition. 3s. †

PHYSICAL SCIENCE, NATURAL PHILOSOPHY, ETC.

1. **CHEMISTRY.** By Professor GEORGE FOWNES, F.R.S. With an Appendix on the Application of Chemistry to Agriculture. 1s.
2. **NATURAL PHILOSOPHY,** Introduction to the Study of. By C. TOMLINSON. Woodcuts. 1s. 6d.
6. **MECHANICS,** Rudimentary Treatise on. By CHARLES TOMLINSON. Illustrated. 1s. 6d.
7. **ELECTRICITY;** showing the General Principles of Electrical Science, and the purposes to which it has been applied. By Sir W. SNOW HARRIS, F.R.S., &c. With Additions by R. SABINE, C.E., F.S.A. 1s. 6d.
- 7*. **GALVANISM.** By Sir W. SNOW HARRIS. New Edition by ROBERT SABINE, C.E., F.S.A. 1s. 6d.
8. **MAGNETISM;** being a concise Exposition of the General Principles of Magnetical Science. By Sir W. SNOW HARRIS. New Edition, revised by H. M. NOAN, Ph.D. With 165 Woodcuts. 3s. 6d. †

† The † indicates that these vols. may be had strongly bound at 6d. extra.

Physical Science, Natural Philosophy, etc., *continued.*

11. **THE ELECTRIC TELEGRAPH**; its History and Progress; with Descriptions of some of the Apparatus. By R. SABINE, C.E., F.S.A. 3s.
12. **PNEUMATICS**, including Acoustics and the Phenomena of Wind Currents, for the Use of Beginners. By CHARLES TOMLINSON, F.R.S. Fourth Edition, enlarged. Illustrated. 1s. 6d.
72. **MANUAL OF THE MOLLUSCA**; a Treatise on Recent and Fossil Shells. By Dr. S. P. WOODWARD, A.L.S. Fourth Edition. With Plates and 300 Woodcuts. 7s. 6d., cloth.
96. **ASTRONOMY**. By the late Rev. ROBERT MAIN, M.A. Third Edition, by WILLIAM THYNNE LYNN, B.A., F.R.A.S. 2s.
97. **STATICS AND DYNAMICS**, the Principles and Practice of; embracing also a clear development of Hydrostatics, Hydrodynamics, and Central Forces. By T. BAKER, C.E. Fourth Edition. 1s. 6d.
173. **PHYSICAL GEOLOGY**, partly based on Major-General PORTLOCK's "Rudiments of Geology." By RALPH TATE, A.L.S., &c. Woodcuts. 2s.
174. **HISTORICAL GEOLOGY**, partly based on Major-General PORTLOCK's "Rudiments." By RALPH TATE, A.L.S., &c. Woodcuts. 2s. 6d.
- 173 & 174. **RUDIMENTARY TREATISE ON GEOLOGY**, Physical and Historical. Partly based on Major-General PORTLOCK's "Rudiments of Geology." By RALPH TATE, A.L.S., F.G.S., &c. In One Volume. 4s. 6d. ‡
183. **ANIMAL PHYSICS**, Handbook of. By Dr. LARDNER, D.C.L., formerly Professor of Natural Philosophy and Astronomy in University College, Lond. With 520 Illustrations. In One Vol. 7s. 6d., cloth boards.
183. **ANIMAL PHYSICS**. By Dr. LARDNER. Part I., Chapters I.—VII. 4s.
184. **ANIMAL PHYSICS**. By Dr. LARDNER. Part II., Chapters VIII.—XVIII. 3s.
269. **LIGHT**: an Introduction to the Science of Optics, for the Use of Students of Architecture, Engineering, and other Applied Sciences. By E. WYNDHAM TARN, M.A. 1s. 6d.

FINE ARTS.

20. **PERSPECTIVE FOR BEGINNERS**. Adapted to Young Students and Amateurs in Architecture, Painting, &c. By GEORGE PYNE. 2s.
40. **GLASS STAINING, AND THE ART OF PAINTING ON GLASS**. From the German of Dr. GESSERT and EMANUEL OTTO FROMBERG. With an Appendix on THE ART OF ENAMELLING. 2s. 6d.
69. **MUSIC**, A Rudimentary and Practical Treatise on. With numerous Examples. By CHARLES CHILD SPENCER. 2s. 6d.
71. **PIANOFORTE**, The Art of Playing the. With numerous Exercises & Lessons from the Best Masters. By CHARLES CHILD SPENCER. 1s. 6d.
- 69-71. **MUSIC & THE PIANOFORTE**. In one vol. Half bound, 5s.
181. **PAINTING POPULARLY EXPLAINED**, including Fresco, Oil, Mosaic, Water Colour, Water-Glass, Tempera, Encaustic, Miniature, Painting on Ivory, Vellum, Pottery, Enamel, Glass, &c. With Historical Sketches of the Progress of the Art by THOMAS JOHN GULLICK, assisted by JOHN TIMBS, F.S.A. Sixth Edition, revised and enlarged. 5s. ‡
186. **A GRAMMAR OF COLOURING**, applied to Decorative Painting and the Arts. By GEORGE FIELD. New Edition, enlarged and adapted to the Use of the Ornamental Painter and Designer. By ELLIS A. DAVIDSON. With two new Coloured Diagrams, &c. 3s. ‡
246. **A DICTIONARY OF PAINTERS, AND HANDBOOK FOR PICTURE AMATEURS**; including Methods of Painting, Cleaning, Relining and Restoring, Schools of Painting, &c. With Notes on the Copyists and Imitators of each Master. By PHILIPPE DARYL. 2s. 6d. ‡

‡ The † indicates that these vols. may be had strongly bound at 6d. extra.

INDUSTRIAL AND USEFUL ARTS.

23. **BRICKS AND TILES**, Rudimentary Treatise on the Manufacture of. By E. DOBSON, M.R.I.B.A. Illustrated, 3s.†
67. **CLOCKS, WATCHES, AND BELLS**, a Rudimentary Treatise on. By SIR EDMUND BECKETT, LL.D., Q.C. Seventh Edition, revised and enlarged. 4s. 6d. limp; 5s. 6d. cloth boards.
- 83** **CONSTRUCTION OF DOOR LOCKS**. Compiled from the Papers of A. C. HOEBS, and Edited by CHARLES TOMLINSON, F.R.S. 2s. 6d.
162. **THE BRASS FOUNDER'S MANUAL**; Instructions for Modelling, Pattern-Making, Moulding, Turning, Filing, Burnishing, Bronzing, &c. With copious Receipts, &c. By WALTER GRAHAM. 2s.†
205. **THE ART OF LETTER PAINTING MADE EASY**. By J. G. BADENOCH. Illustrated with 12 full-page Engravings of Examples. 1s. 6d.
215. **THE GOLDSMITH'S HANDBOOK**, containing full Instructions for the Alloying and Working of Gold. By GEORGE E. GRE. 3s.†
225. **THE SILVERSMITH'S HANDBOOK**, containing full Instructions for the Alloying and Working of Silver. By GEORGE E. GRE. 3s.†
- * * *The two preceding Works, in One handsome Vol., half-bound, entitled "THE GOLDSMITH'S & SILVERSMITH'S COMPLETE HANDBOOK," 7s.*
249. **THE HALL-MARKING OF JEWELLERY PRACTICALLY CONSIDERED**. By GEORGE E. GRE. 3s.†
224. **COACH BUILDING**, A Practical Treatise, Historical and Descriptive. By J. W. BURGESS. 2s. 6d.†
235. **PRACTICAL ORGAN BUILDING**. By W. E. DICKSON, M.A., Precentor of Ely Cathedral. Illustrated. 2s. 6d.†
262. **THE ART OF BOOT AND SHOEMAKING**. By JOHN BEDFORD LENO. Numerous Illustrations. Third Edition. 2s.
263. **MECHANICAL DENTISTRY**: A Practical Treatise on the Construction of the Various Kinds of Artificial Dentures, with Formulæ, Tables, Receipts, &c. By CHARLES HUNTER. Third Edition. 3s.†
270. **WOOD ENGRAVING**: A Practical and Easy Introduction to the Study of the Art. By W. N. BROWN. 1s. 6d.

MISCELLANEOUS VOLUMES.

36. **A DICTIONARY OF TERMS used in ARCHITECTURE, BUILDING, ENGINEERING, MINING, METALLURGY, ARCHÆOLOGY, the FINE ARTS, &c.** By JOHN WEALE. Sixth Edition. Revised by ROBERT HUNT, F.R.S. Illustrated. 5s. limp; 6s. cloth boards.
50. **LABOUR CONTRACTS**. A Popular Handbook on the Law of Contracts for Works and Services. By DAVID GIBBONS. Fourth Edition, Revised, with Appendix of Statutes by T. F. UTILEY, Solicitor, 3s. 6d. cloth.
112. **MANUAL OF DOMESTIC MEDICINE**. By R. GOODING, B.A., M.D. A Family Guide in all Cases of Accident and Emergency 2s.
- 112* **MANAGEMENT OF HEALTH**. A Manual of Home and Personal Hygiene. By the Rev. JAMES BAIRD, B.A. 1s.
150. **LOGIC**, Pure and Applied. By S. H. EMMENS. 1s. 6d.
153. **SELECTIONS FROM LOCKE'S ESSAYS ON THE HUMAN UNDERSTANDING**. With Notes by S. H. EMMENS. 1s. 6d.
154. **GENERAL HINTS TO EMIGRANTS**. 2s.
157. **THE EMIGRANT'S GUIDE TO NATAL**. By R. MANN. 2s.
193. **HANDBOOK OF FIELD FORTIFICATION**. By Major W. W. KNOLLYS, F.R.G.S. With 163 Woodcuts. 3s.†
194. **THE HOUSE MANAGER**: Being a Guide to Housekeeping, Practical Cookery, Pickling and Preserving, Household Work, Dairy Management, &c. By AN OLD HOUSEKEEPER. 3s. 6d.†
- 194, **HOUSE BOOK (The)**. Comprising:—I. THE HOUSE MANAGER.
- 112 & By an OLD HOUSEKEEPER. II. DOMESTIC MEDICINE. By R. GOODING, M.D.
- 112*. III. MANAGEMENT OF HEALTH. By J. BAIRD. In One Vol., half-bound, 6s.

 The † indicates that these vols. may be had strongly bound at 6d. extra.

EDUCATIONAL AND CLASSICAL SERIES.**HISTORY.**

1. **England, Outlines of the History of;** more especially with reference to the Origin and Progress of the English Constitution. By WILLIAM DOUGLAS HAMILTON, F.S.A., of Her Majesty's Public Record Office. 4th Edition, revised. 5s.; cloth boards, 6s.
5. **Greece, Outlines of the History of;** in connection with the Rise of the Arts and Civilization in Europe. By W. DOUGLAS HAMILTON, of University College, London, and EDWARD LEVIEN, M.A., of Balliol College, Oxford. 2s. 6d.; cloth boards, 3s. 6d.
7. **Rome, Outlines of the History of;** from the Earliest Period to the Christian Era and the Commencement of the Decline of the Empire. By EDWARD LEVIEN, of Balliol College, Oxford. Map, 2s. 6d.; cl. bds. 3s. 6d.
9. **Chronology of History, Art, Literature, and Progress,** from the Creation of the World to the Present Time. The Continuation by W. D. HAMILTON, F.S.A. 3s.; cloth boards, 3s. 6d.

ENGLISH LANGUAGE AND MISCELLANEOUS.

11. **Grammar of the English Tongue, Spoken and Written.** With an Introduction to the Study of Comparative Philology. By HYDE CLARKE, D.C.L. Fifth Edition. 1s. 6d.
12. **Dictionary of the English Language, as Spoken and Written.** Containing above 100,000 Words. By HYDE CLARKE, D.C.L. 3s. 6d.; cloth boards, 4s. 6d.; complete with the GRAMMAR, cloth bds., 5s. 6d.
48. **Composition and Punctuation, familiarly Explained** for those who have neglected the Study of Grammar. By JUSTIN BRENNAN. 18th Edition. 1s. 6d.
49. **Derivative Spelling-Book; Giving the Origin of Every Word** from the Greek, Latin, Saxon, German, Teutonic, Dutch, French, Spanish, and other Languages; with their present Acceptation and Pronunciation. By J. ROWBOTNAM, F.R.A.S. Improved Edition. 1s. 6d.
51. **The Art of Extempore Speaking; Hints for the Pulpit, the Senate, and the Bar.** By M. BAUTAIN, Vicar-General and Professor at the Sorbonne. Translated from the French. 8th Edition, carefully corrected. 2s. 6d.
53. **Places and Facts in Political and Physical Geography,** for Candidates in Examinations. By the Rev. EDGAR RAND, B.A. 1s.
54. **Analytical Chemistry, Qualitative and Quantitative, a Course of.** To which is prefixed, a Brief Treatise upon Modern Chemical Nomenclature and Notation. By WM. W. PINK and GEORGE E. WEBSTER. 2s.

THE SCHOOL MANAGERS' SERIES OF READING BOOKS,

Edited by the Rev. A. R. GRANT, Rector of Hitcham, and Honorary Canon of Ely; formerly H.M. Inspector of Schools.

INTRODUCTORY PRIMER, 3d.

	s.	d.		s.	d.
FIRST STANDARD . . .	0	6	FOURTH STANDARD . . .	1	2
SECOND " . . .	0	10	FIFTH " . . .	1	6
THIRD . . .	1	0	SIXTH " . . .	1	6

LESSONS FROM THE BIBLE. Part I. Old Testament. 1s.

LESSONS FROM THE BIBLE. Part II. New Testament, to which is added

THE GEOGRAPHY OF THE BIBLE, for very young Children. By Rev. C. THORNTON FORSTER. 1s. 2d. * * * Or the Two Parts in One Volume. 2s.

FRENCH.

24. **French Grammar.** With Complete and Concise Rules on the Genders of French Nouns. By G. L. STRAUSS, Ph.D. 1s. 6d.
25. **French-English Dictionary.** Comprising a large number of New Terms used in Engineering, Mining, &c. By ALFRED ELWES. 1s. 6d.
26. **English-French Dictionary.** By ALFRED ELWES. 2s.
- 25, 26. **French Dictionary** (as above). Complete, in One Vol., 3s.; cloth boards, 3s. 6d. ** Or with the GRAMMAR, cloth boards, 4s. 6d.
47. **French and English Phrase Book;** containing Introductory Lessons, with Translations, several Vocabularies of Words, a Collection of suitable Phrases, and Easy Familiar Dialogues. 1s. 6d.

GERMAN.

39. **German Grammar.** Adapted for English Students, from Heyse's Theoretical and Practical Grammar, by Dr. G. L. STRAUSS. 1s. 6d.
40. **German Reader: A Series of Extracts,** carefully culled from the most approved Authors of Germany; with Notes, Philological and Explanatory. By G. L. STRAUSS, Ph.D. 1s.
- 41-43. **German Trilog Dictionary.** By N. E. S. A. HAMILTON. In Three Parts. Part I. German-French-English. Part II. English-German-French. Part III. French-German-English. 3s., or cloth boards, 4s.
- 41-43 & 39. **German Trilog Dictionary** (as above), together with German Grammar (No. 39), in One Volume, cloth boards, 5s.

ITALIAN.

27. **Italian Grammar,** arranged in Twenty Lessons, with a Course of Exercises. By ALFRED ELWES. 1s. 6d.
28. **Italian Trilog Dictionary,** wherein the Genders of all the Italian and French Nouns are carefully noted down. By ALFRED ELWES. Vol. 1. Italian-English-French. 2s. 6d.
30. **Italian Trilog Dictionary.** By A. ELWES. Vol. 2. English-French-Italian. 2s. 6d.
32. **Italian Trilog Dictionary.** By ALFRED ELWES. Vol. 3. French-Italian-English. 2s. 6d.
- 28, 30, 32. **Italian Trilog Dictionary** (as above). In One Vol., 7s. 6d. Cloth boards.

SPANISH AND PORTUGUESE.

34. **Spanish Grammar,** in a Simple and Practical Form. With a Course of Exercises. By ALFRED ELWES. 1s. 6d.
35. **Spanish-English and English-Spanish Dictionary.** Including a large number of Technical Terms used in Mining, Engineering, &c. with the proper Accents and the Gender of every Noun. By ALFRED ELWES. 4s.; cloth boards, 5s. ** Or with the GRAMMAR, cloth boards, 6s.
55. **Portuguese Grammar,** in a Simple and Practical Form. With a Course of Exercises. By ALFRED ELWES. 1s. 6d.
56. **Portuguese-English and English-Portuguese Dictionary.** Including a large number of Technical Terms used in Mining, Engineering, &c., with the proper Accents and the Gender of every Noun. By ALFRED ELWES. Third Edition, Revised, 5s.; cloth boards, 6s. ** Or with the GRAMMAR, cloth boards, 7s.

HEBREW.

- 46*. **Hebrew Grammar.** By Dr. BRESSLAU. 1s. 6d.
44. **Hebrew and English Dictionary,** Biblical and Rabbinical; containing the Hebrew and Chaldee Roots of the Old Testament Post-Rabbinical Writings. By Dr. BRESSLAU. 6s.
46. **English and Hebrew Dictionary.** By Dr. BRESSLAU. 3s.
- 44, 46. **Hebrew Dictionary** (as above), in Two Vols., complete, with 46*. the GRAMMAR, cloth boards, 12s.

LATIN:

19. **Latin Grammar.** Containing the Inflections and Elementary Principles of Translation and Construction. By the Rev. THOMAS GOODWIN, M.A., Head Master of the Greenwich Proprietary School. 1s. 6d.
20. **Latin-English Dictionary.** By the Rev. THOMAS GOODWIN, M.A. 2s.
22. **English-Latin Dictionary;** together with an Appendix of French and Italian Words which have their origin from the Latin. By the Rev. THOMAS GOODWIN, M.A. 1s. 6d.
- 20, 22. **Latin Dictionary** (as above). Complete in One Vol., 3s. 6d. cloth boards, 4s. 6d. * * * Or with the GRAMMAR, cloth boards, 5s. 6d.

LATIN CLASSICS. With Explanatory Notes in English.

1. **Latin Delectus.** Containing Extracts from Classical Authors, with Genealogical Vocabularies and Explanatory Notes, by H. YOUNG. 1s. 6d:
2. **Cæsar's Commentarii de Bello Gallico.** Notes, and a Geographical Register for the Use of Schools, by H. YOUNG. 2s.
3. **Cornelius Nepos.** With Notes. By H. YOUNG. 1s.
4. **Virgilii Maronis Bucolica et Georgica.** With Notes on the Bucolics by W. RUSHTON, M.A., and on the Georgics by H. YOUNG. 1s. 6d.
5. **Virgilii Maronis Æneis.** With Notes, Critical and Explanatory, by H. YOUNG. New Edition, revised and improved. With copious Additional Notes by Rev. T. H. L. LEARY, D.C.L., formerly Scholar of Brasenose College, Oxford. 3s.
- 5* ——— Part 1. Books i.—vi., 1s. 6d.
- 5** ——— Part 2. Books vii.—xii., 2s.
6. **Horace; Odes, Epode, and Carmen Sæculare.** Notes by H. YOUNG. 1s. 6d.
7. **Horace; Satires, Epistles, and Ars Poetica.** Notes by W. BROWNRIGG SMITH, M.A., F.R.G.S. 1s. 6d.
8. **Sallustii Crispi Catalina et Bellum Jugurthinum.** Notes, Critical and Explanatory, by W. M. DONNE, B.A., Trin. Coll., Cam. 1s. 6d.
9. **Terentii Adria et Heautontimorumenos.** With Notes, Critical and Explanatory, by the Rev. JAMES DAVIES, M.A. 1s. 6d.
10. **Terentii Adelphi, Hecyra, Phormio.** Edited, with Notes, Critical and Explanatory, by the Rev. JAMES DAVIES, M.A. 2s.
11. **Terentii Eunuchus, Comœdia.** Notes, by Rev. J. DAVIES, M.A. 1s. 6d.
12. **Ciceronis Oratio pro Sexto Roscio Amerino.** Edited, with an Introduction, Analysis, and Notes, Explanatory and Critical, by the Rev. JAMES DAVIES, M.A. 1s. 6d.
13. **Ciceronis Orationes in Catilinam, Verrem, et pro Archia.** With Introduction, Analysis, and Notes, Explanatory and Critical, by Rev. T. H. L. LEARY, D.C.L. formerly Scholar of Brasenose College, Oxford. 1s. 6d.
14. **Ciceronis Cato Major, Lælius, Brutus, sive de Senectute, de Amicitia, de Claris Oratoribus Dialogi.** With Notes by W. BROWNRIGG SMITH M.A., F.R.G.S. 2s.
16. **Livy: History of Rome.** Notes by H. YOUNG and W. B. SMITH, M.A. Part 1. Books i., ii., 1s. 6d.
- 16*. ——— Part 2. Books iii., iv., v., 1s. 6d.
17. ——— Part 3. Books xxi., xxii., 1s. 6d.
19. **Latin Verse Selections,** from Catullus, Tibullus, Propertius, and Ovid. Notes by W. B. DONNE, M.A., Trinity College, Cambridge. 2s.
20. **Latin Prose Selections,** from Varro, Columella, Vitruvius, Seneca, Quintilian, Florus, Velleius Paterculus, Valerius Maximus Suetonius, Apuleius, &c. Notes by W. B. DONNE, M.A. 2s.
21. **Juvenalis Satiræ.** With Prolegomena and Notes by T. H. S. ESCOTT, B.A., Lecturer on Logic at King's College, London. 2s.

GREEK.

14. **Greek Grammar**, in accordance with the Principles and Philological Researches of the most eminent Scholars of our own day. By HANS CLAUDE HAMILTON. 1s. 6d.
- 15, 17. **Greek Lexicon**. Containing all the Words in General Use, with their Significations, Inflections, and Doubtful Quantities. By HENRY R. HAMILTON. Vol. 1. Greek-English, 2s. 6d.; Vol. 2. English-Greek, 2s. Or the Two Vols. in One, 4s. 6d.: cloth boards, 5s.
- 14, 15. **Greek Lexicon** (as above). Complete, with the GRAMMAR, in 17. One Vol., cloth boards, 6s.

GREEK CLASSICS. With Explanatory Notes in English.

1. **Greek Delectus**. Containing Extracts from Classical Authors, with Genealogical Vocabularies and Explanatory Notes, by H. YOUNG. New Edition, with an improved and enlarged Supplementary Vocabulary, by JOHN HUTCHISON, M.A., of the High School, Glasgow. 1s. 6d.
- 2, 3. **Xenophon's Anabasis**; or, **The Retreat of the Ten Thousand**. Notes and a Geographical Register, by H. YOUNG. Part 1. Books i. to iii., 1s. Part 2. Books iv. to vii., 1s.
4. **Lucian's Select Dialogues**. The Text carefully revised, with Grammatical and Explanatory Notes, by H. YOUNG. 1s. 6d.
- 5-12. **Homer, The Works of**. According to the Text of BAEUMLEIN. With Notes, Critical and Explanatory, drawn from the best and latest Authorities, with Preliminary Observations and Appendices, by T. H. L. LEARY, M.A., D.C.L.
- | | | |
|--------------|-------------------------------------|---|
| THE ILLIAD: | Part 1. Books i. to vi., 1s. 6d. | Part 3. Books xiii. to xviii., 1s. 6d. |
| | Part 2. Books vii. to xii., 1s. 6d. | Part 4. Books xix. to xxiv., 1s. 6d. |
| THE ODYSSEY: | Part 1. Books i. to vi., 1s. 6d. | Part 3. Books xiii. to xviii., 1s. 6d. |
| | Part 2. Books vii. to xii., 1s. 6d. | Part 4. Books xix. to xxiv., and Hymns, 2s. |
13. **Plato's Dialogues**: **The Apology of Socrates, the Crito, and the Phædo**. From the Text of C. F. HERMANN. Edited with Notes, Critical and Explanatory, by the Rev. JAMES DAVIES, M.A. 2s.
- 14-17. **Herodotus, The History of**, chiefly after the Text of GAISFORD. With Preliminary Observations and Appendices, and Notes, Critical and Explanatory, by T. H. L. LEARY, M.A., D.C.L.
- | |
|---|
| Part 1. Books i., ii. (The Clio and Euterpe), 2s. |
| Part 2. Books iii., iv. (The Thalia and Melpomene), 2s. |
| Part 3. Books v.-vii. (The Terpsichore, Erato, and Polymnia), 2s. |
| Part 4. Books viii., ix. (The Urania and Calliope) and Index, 1s. 6d. |
18. **Sophocles: Œdipus Tyrannus**. Notes by H. YOUNG. 1s.
20. **Sophocles: Antigone**. From the Text of DINDORF. Notes, Critical and Explanatory, by the Rev. JOHN MILNER, B.A. 2s.
23. **Euripides: Hecuba and Medea**. Chiefly from the Text of DINDORF. With Notes, Critical and Explanatory, by W. BROWNRIGG SMITH, M.A., F.R.G.S. 1s. 6d.
26. **Euripides: Alcestis**. Chiefly from the Text of DINDORF. With Notes, Critical and Explanatory, by JOHN MILNER, B.A. 1s. 6d.
30. **Æschylus: Prometheus Vincetus: The Prometheus Bound**. From the Text of DINDORF. Edited, with English Notes, Critical and Explanatory, by the Rev. JAMES DAVIES, M.A. 1s.
32. **Æschylus: Septem Contra Thebes: The Seven against Thebes**. From the Text of DINDORF. Edited, with English Notes, Critical and Explanatory, by the Rev. JAMES DAVIES, M.A. 1s.
40. **Aristophanes: Acharnians**. Chiefly from the Text of C. H. WEISE. With Notes, by C. S. T. TOWNSHEND, M.A. 1s. 6d.
41. **Thucydides: History of the Peloponnesian War**. Notes by H. YOUNG. Book 1. 1s. 6d.
42. **Xenophon's Panegyric on Agesilaus**. Notes and Introduction by LL. F. W. JEWITT. 1s. 6d.
43. **Demosthenes: The Oration on the Crown and the Philippics**. With English Notes. By Rev. T. H. L. LEARY, D.C.L., formerly Scholar of Brasenose College, Oxford. 1s. 6d.

