

THE ROYAL GUNPOWDER FACTORY


WALTHAM ABBEY

Buildings


L100-L125



THE ROYAL GUNPOWDER FACTORY - WALTHAM ABBEY

NUMBER L100	OLD SERIES	RCHME NUMBER	N.G.R. TL 37531 01670
NAME/FUNCTION Remote Detonator Disposal		START DATE	END DATE
			
CARTOGRAPHIC DEPICTION c1960 WASC 900/94 c1963 WASC 900/97 1972 WASC 900/102 1972 WASC 900/104 1976 WASC 900/113		DOCUMENTARY REFERENCES Plan; L100 B01 - 26/4/1973 ; Incinerator Detonator Destruction 1991 Mott McDonald survey 1992 RARDE List ; Remote Detonator Disposal	
PHOTOGRAPHY HISTORIC		PHOTOGRAPHY RCHME 1) 206/P/1 Concrete floor slab from West	
RELATIONSHIPS WITH OTHER MONUMENTS ASSOCIATED WITH: Burning ground			
CONDITION Demolished			
DESCRIPTION 1) CONSTRUCTIONAL MATERIAL Concrete 4) DIMENSIONS i) L 6.1 ii) W 3.05 5) The building has been demolished a concrete floor slab remains			

THE ROYAL GUNPOWDER FACTORY - WALTHAM ABBEY

NUMBER L101	OLD SERIES 105a	RCHME NUMBER	N.G.R. TL 37606 01676
NAME/FUNCTION No.1 paste Store No.7 Mixing House Workshop/Office Burning Ground		START DATE 1914? 1945?	END DATE 1945?
			
CARTOGRAPHIC DEPICTION 1917 WASC 900/70 ; Paste Store No.1 1917 WASC 900/72 ; 105a 1919 WASC 900/74 ; 105a c1920 WASC 900/80 ; 105a 1923 WASC 900/84 ; 105a > 1940 WASC 900/91A ; L101 1954 A - B.34 ; L101 c1960 WASC 900/94 ; L101 c1963 WASC 900/97 ; L101 1972 WASC 900/102 ; L101 1972 WASC 900/104 ; L101 1976 WASC 900/113 ; L101		DOCUMENTARY REFERENCES Plans; L101 B01 - B03 ; Plans and Elevations 1914 to 1985 1972 ERDE List ; Workshop/ Office Burning Ground 1991 Mott McDonald survey 1992 RARDE List ; Workshop/ Office Burning Ground	
PHOTOGRAPHY HISTORIC		PHOTOGRAPHY RCHME 1) 206/F/4 From North East 206/F/5 From North West	
RELATIONSHIPS WITH OTHER MONUMENTS ASSOCIATED WITH:			
CONDITION Good			

DESCRIPTION

1) **CONSTRUCTIONAL MATERIAL**
Brick in english bond


2) **ROOF MATERIALS AND STRUCTURE**
Felt

3) **POWER SOURCE**
Steam Electricity

4) **DIMENSIONS** i) L 10.54 ii) W 8.6

5) The building is surrounded on three sides by an earthen traverse the fourth side, northern, lies parallel to canal RCHM 294. The store is a single storey building with gabled ends and a timber outshot on the northern side forming an L shaped plan. Each of the gables has two blind panels, they have all been pierced by later windows with concrete sills. The southern wall has three blind panels with a large central window with a red brick arch over. The northern wall also has three blind panels with a central door. The timber outshot contains a wash room.

THE ROYAL GUNPOWDER FACTORY - WALTHAM ABBEY

NUMBER L102	OLD SERIES 100	RCHME NUMBER	N.G.R. TL 37542 01714
NAME/FUNCTION Moulding House Magazine No. 2 Paste Store No. 1 Paste Store Lead store burning ground	START DATE 1883 1908? 194?	END DATE 1908? 194?	
			
CARTOGRAPHIC DEPICTION 1865 WASC 900/38 + SUPP5 975 ; Moulding House Magazine 1865 WASC 900/41A ; Moulding House Magazine 1865 WASC 900/42 1897 WASC 900/53C c1910 WASC 900/65 ; No.1 Paste Store c1910 WASC 900/79 ; No.1 Paste Store 1917 WASC 900/70 ; No.2 Paste Store 1917 WASC 900/72 ; 100 1919 WASC 900/74 c1920 WASC 900/80 ; 100 1923 WASC 900/84 ; 100 > 1940 WASC 900/91A ; 100 1954 A - B.34 ; L102 c1960 WASC 900/94 ; L102 c1963 WASC 900/97 ; L102 1972 WASC 900/102 ; L102 1972 WASC 900/104 ; L102 1976 WASC 900/113 ; L102		DOCUMENTARY REFERENCES 1908 RGPF Ledger WASC 1509 + WASC 1764 ; Paste Store c1925 RGPF Ledger WASC 1680 ; Paste Store c1945 RGPF Ledger WASC 1508 ; Paste Store Plan; L102 B01 - 1894 ; General Layout Details 1972 ERDE List ; Lead Store Burning Ground & Workroom 1991 Mott McDonald survey 1992 FARDE List ; Lead Store Burning Ground & Workroom 1992 FBRC ; Chemical Store	
PHOTOGRAPHY HISTORIC WASC 788 Gunpowder Press House No1 1972 x2 WASC 789 Gunpowder Press House No1 1940 x10 WASC 1517 General Views x3		PHOTOGRAPHY RCHME 1) 206/F/6 From North East 206/F/7 From North West 206/R/15 Magazine from South West	
RELATIONSHIPS WITH OTHER MONUMENTS ASSOCIATED WITH: L103, 107, 108, RCHM 289			
CONDITION Good			

DESCRIPTION

1) CONSTRUCTIONAL MATERIAL
Brick in English bond

2) ROOF MATERIALS AND STRUCTURE
Brick Vault covered in felt


3) POWER SOURCE
Steam Electricity

4) DIMENSIONS i) L 8.95 ii) W 5.1 iii) HT 3.95

5) The magazine is a single storey building with gabled ends, T shape in plan. It was entered through a covered porch on the western side served by canal RCHM 289. On the northern side is a small blocked window with a red brick arch. On the Eastern elevation are two buttress and a stone plaque with the following inscription 'RGPF VR 1878'. The magazine is protected by a lightning conductor.

The magazine is separated from its neighbour L103 by a cast concrete traverse.

THE ROYAL GUNPOWDER FACTORY - WALTHAM ABBEY

NUMBER L103	OLD SERIES 101	RCHME NUMBER	N.G.R. TL 37535 01700
NAME/FUNCTION Moulding house magazine No. 3 Paste Store No. 2 Paste Store Magazine burning ground		START DATE 1885 1908? 194? 195?	END DATE 1908? 194? 195?
			
CARTOGRAPHIC DEPICTION 1865 WASC 900/38 + SUPP5 975 ; Moulding House Magazine 1865 WASC 900/41A ; Moulding House Magazine 1865 WASC 900/42 1897 WASC 900/53C c1910 WASC 900/65 ; No.2 Paste Store c1910 WASC 900/79 ; No.2 Paste Store 1917 WASC 900/70 ; No.3 Paste Store 1917 WASC 900/72 ; 101 1919 WASC 900/74 ; 101 c1920 WASC 900/80 , 101 1923 WASC 900/84 ; 101 > 1940 WASC 900/91A ; 101 1954 A - B.34 ; L103 c1960 WASC 900/94 ; L103 c1963 WASC 900/97 ; L103 1972 WASC 900/102 ; L103 1972 WASC 900/104 ; L103 1976 WASC 900/113 ; L103		DOCUMENTARY REFERENCES 1908 RGPF Ledger WASC 1509 + WASC 1764 ; Paste Store c1925 RGPF Ledger WASC 1680 ; Paste Store c1945 RGPF Ledger WASC 1508 ; Paste Store 1972 ERDE List ; Magazine Burning Ground 1991 Mott McDonald survey 1992 RARDE List ; Magazine Burning Ground 1992 FBRC ; Class 1 Explosives Magazine	
PHOTOGRAPHY HISTORIC WASC 1517 General Views x3		PHOTOGRAPHY RCHME 1) 206/F/8 From South West 206/R/14 From South West	
RELATIONSHIPS WITH OTHER MONUMENTS ASSOCIATED WITH: L102, 107, 108, RCHM 289			
CONDITION Good			

DESCRIPTION

- 1) **CONSTRUCTIONAL MATERIAL**
Brick in English bond

- 2) **ROOF MATERIALS AND STRUCTURE**
Slate over Brick vault

- 3) **POWER SOURCE**
Steam Electricity


- 4) **DIMENSIONS** i) L 9.5 ii) W 4.95 iii) HT 4.3

- 5) The magazine is a single storey building with gabled ends, T shape in plan. It was entered through a covered porch on the west side served by canal RCHM 289. On the southern elevation is a small blocked window with a red brick arch. A steam pipe aslo formerly entered the building on this side. To the North steam pipe 15cm diameter. To the East two buttresses. To the South a blocked window and red brick arch and steam pipe. To the west a canal side porch and lightning conductor. The lower front is of grey brick in English bond with the upper in cement render. Includes concrete structure 10.6m by 2.55m by 4.6m which forms a traverse between L102 & 3.

THE ROYAL GUNPOWDER FACTORY - WALTHAM ABBEY

NUMBER L104	OLD SERIES	RCHME NUMBER	N.G.R. TL 37505 01642
----------------	------------	--------------	--------------------------

NAME/FUNCTION Shelter	START DATE 1940?	END DATE
--------------------------	---------------------	----------



<p>CARTOGRAPHIC DEPICTION</p> <p>> 1940 WASC 900/91A ; L104 1954 A - B.34 ; L104 c1960 WASC 900/94 ; L104 c1963 WASC 900/97 ; L104 1972 WASC 900/102 ; L104 1972 WASC 900/104 ; L104 1976 WASC 900/113 ; L104</p>	<p>DOCUMENTARY REFERENCES</p> <p>Plan; L104 B01 - 19/11/1940 ; A.R. Shelter 20 Men</p> <p>1972 ERDE List ; Shelter PAD 1991 Mott McDonald survey 1992 RARDE List ; Shelter</p>
---	--

<p>PHOTOGRAPHY HISTORIC</p>	<p>PHOTOGRAPHY RCHME 1) 206/F/9 From South East</p>
------------------------------------	---

RELATIONSHIPS WITH OTHER MONUMENTS

ASSOCIATED WITH:

CONDITION Demolished

DESCRIPTION

1) CONSTRUCTIONAL MATERIAL
Concrete

4) DIMENSIONS i) L 7m ii) W 4.2m

5) The building has been demolished a concrete floor slab remains. The walls were 0.5m thick set on a slate damp course.

THE ROYAL GUNPOWDER FACTORY - WALTHAM ABBEY

NUMBER L105	OLD SERIES 111A	RCHME NUMBER	N.G.R. TL 37500 01610
NAME/FUNCTION Paste Store No.5 Paste Store Magazine		START DATE 1914-18	END DATE



<p>CARTOGRAPHIC DEPICTION</p> <p>1917 WASC 900/70 ; Paste Store No.5 1917 WASC 900/72 ; 111a 1919 WASC 900/74 ; 111a c1920 WASC 900/80 ; 111a 1923 WASC 900/84 ; 111a >1940 WASC 900/91A ; 111a 1954 A - B.34 ; 111a c1960 WASC 900/94 ; L105 c1963 WASC 900/97 ; L105 1972 WASC 900/102 ; L105 1972 WASC 900/104 ; L105 1976 WASC 900/113 ; L105</p>	<p>DOCUMENTARY REFERENCES</p> <p>c1925 RGPF Ledger WASC 1680 ; Paste Store No.5 c1945 RGPF Ledger WASC 1508 ; Paste Store No.5 1972 ERDE List ; Magazine 1991 Mott McDonald survey 1992 RARDE List ; Paste Store Magazine</p>
--	--

<p>PHOTOGRAPHY HISTORIC</p>	<p>PHOTOGRAPHY RCHME 1) 206/F/21 From North West 206/F/22 From South West</p>
--	--

RELATIONSHIPS WITH OTHER MONUMENTS

ASSOCIATED WITH: RCHM 179

CONDITION Fair


DESCRIPTION

- 1) CONSTRUCTIONAL MATERIAL
Brick English Bond
- 2) ROOF MATERIALS AND STRUCTURE
Felt over timber board
- 3) POWER SOURCE
Steam Electricity
- 4) DIMENSIONS i) L 10.55 ii) W 8.4 iii) HT Eave 3.4
- 5) The magazine is surrounded by an earthen traverse on all sides with a narrow entrance passage on the east. The Magazine is a single storey building, rectangular in plan, with gabled ends each with two blind panels. The southern elevation has three blind panel, lit by a window in the central panel. The northern elevation also has three blind panels with a central doorway. The doorway is covered by a wooden porch. Within the porch are the sleepers for the 19" railway and a toe board separating the dirty and clean areas. The interior is lined with timber boards covered by painted calico. The magazine was heated by two steam pipes suspended from the roof. The magazine is protected by a lightning conductor

THE ROYAL GUNPOWDER FACTORY - WALTHAM ABBEY


NUMBER L106	OLD SERIES 112	RCHME NUMBER	N.G.R. TL 37641 01606
NAME/FUNCTION Drying Stove		START DATE 1904	END DATE 197?
NO PHOTOGRAPHY AVAILABLE			
CARTOGRAPHIC DEPICTION c1910 WASC 900/65 ; Drying Stove c1910 WASC 900/79 ; Drying Stove 1917 WASC 900/70 ; Drying Stove 1917 WASC 900/72 ; 112 1919 WASC 900/74 ; 112 c1920 WASC 900/80 ; 112 1923 WASC 900/84 ; 112 > 1940 WASC 900/91A ; L106 1954 A - B.34 ; L106 c1960 WASC 900/94 ; L106 c1963 WASC 900/97 ; L106 1972 WASC 900/102 ; L106 1972 WASC 900/104 ; L106 1976 WASC 900/113 ; L106		DOCUMENTARY REFERENCES 1908 RGPF Ledger WASC 1509 + WASC 1764 ; Drying Stove c1925 RGPF Ledger WASC 1680 ; Drying Stove c1945 RGPF Ledger WASC 1508 ; Drying Stove Plan; L106 B01 - 14/12/1949 ; Experimental Stove for Propellants 1972 ERDE List ; Explosive Store House - Climatic Trials 1991 Mott McDonald survey 1992 RARDE List	
PHOTOGRAPHY HISTORIC		PHOTOGRAPHY RCHME	
RELATIONSHIPS WITH OTHER MONUMENTS ASSOCIATED WITH:			
CONDITION Demolished			
DESCRIPTION 1) CONSTRUCTIONAL MATERIAL Concrete 2) ROOF MATERIALS AND STRUCTURE Felt 3) POWER SOURCE Steam 4) DIMENSIONS i) L 4.6 ii) W 3.9 5) The building has been demolished a concrete floor slab with vertical mounting bolts for timber sills remains. The building was earthed by a copper strips.			

THE ROYAL GUNPOWDER FACTORY - WALTHAM ABBEY

NUMBER L107	SERIES	RCHME NUMBER	N.G.R. TL 37690 01387
NAME/FUNCTION Expense Magazine Petrol Store		START DATE 1957-60	END DATE
			
CARTOGRAPHIC DEPICTION c1960 WASC 900/94 ; L107 c1963 WASC 900/97 ; L107 1972 WASC 900/102 ; L107 1972 WASC 900/104 ; L107 1976 WASC 900/113 ; L107		DOCUMENTARY REFERENCES 1972 ERDE List ; Store 1991 Mott McDonald survey 1992 RARDE List ; Petrol Store	
PHOTOGRAPHY HISTORIC		PHOTOGRAPHY RCHME 1) 206/C/12 From South West 2) BB92/26158 Interior of Magazine cooling system from west BB92/26159 Control panel or Fan & Lighting	
RELATIONSHIPS WITH OTHER MONUMENTS ASSOCIATED WITH:			
CONDITION Good			
DESCRIPTION 1) CONSTRUCTIONAL MATERIAL Brick in English Bond 2) ROOF MATERIALS AND STRUCTURE Slate over Brick Vault 3) POWER SOURCE Steam Electricity 4) DIMENSIONS i) L 4.02 ii) W 3.96 iii) HT Gable 3.7 5) The magazine is a single storey building, rectangular in plan, with gabled ends. It was formerly served by a landing stage on the west side. Entry into the magazine was controlled by a inner and outer door. There is a single window in the north wall, possibly inserted, and a control panel inserted into the south wall. The east elevation is blank except for a steam pipe that enters the magazine. The interior has central steam pipe, a roof fan and two swivel bulkhead lights.			

THE ROYAL GUNPOWDER FACTORY - WALTHAM ABBEY

NUMBER L108	OLD SERIES 115	RCHME NUMBER	N.G.R. TL 37560 01568
NAME/FUNCTION Paste Store Metal Store		START DATE 1878	END DATE



<p>CARTOGRAPHIC DEPICTION</p> <p>c1910 WASC 900/65 ; Paste Store c1910 WASC 900/79 ; Paste Store 1917 WASC 900/70 1917 WASC 900/72 1919 WASC 900/74 c1920 WASC 900/80 1923 WASC 900/84 >1940 WASC 900/91A ; L108 1954 A - B.34 ; L108 c1960 WASC 900/94 ; L108 c1963 WASC 900/97 ; L108 1972 WASC 900/102 ; L108 1972 WASC 900/104 ; L108 1976 WASC 900/113 ; L108</p>	<p>DOCUMENTARY REFERENCES</p> <p>1908 RGPF Ledger WASC 1509 + WASC 1764 ; Paste Store c1925 RGPF Ledger WASC 1680 ; Paste Store c1945 RGPF Ledger WASC 1508 ; Paste Store</p> <p>Plans; L108 B01,B02 ; Plans and Elevations 1901,1940</p> <p>1972 ERDE List ; Magazine 1991 Mott McDonald survey 1992 RARDE List ; Metal Store/Paste Store</p>
---	---

<p>PHOTOGRAPHY HISTORIC</p>	<p>PHOTOGRAPHY RCHME 2) BB92/26211 From South East</p>
---------------------------------	--

RELATIONSHIPS WITH OTHER MONUMENTS
ASSOCIATED WITH: RCHM 179

CONDITION Fair

DESCRIPTION

- 1) CONSTRUCTIONAL MATERIAL
Brick in English Bond and Timber
- 2) ROOF MATERIALS AND STRUCTURE
Slate
- 3) POWER SOURCE
Steam Electricity
- 4) DIMENSIONS i) L 10.56 ii) W 8.6 iii) HT 3.42
- 5) The magazine is a single storey building with an L shaped plan and gabled ends. The north and south elevations have two blind panels. Attached to the southern wall is pressure guage reading 0-100lbs/sqin. The West elevation has three blind panels with a central window with a red brick arch over. The eastern elevation also has three blind panels with a central doorway, this is protected by a wooden porch cover. A small room to the south of the porch may be a later addition. The magazine was served both by canal RCHM 179 and a light railway. A section of the light railway remains insitu at the rear of the building. Inside the magazine is a single steam pipe.

THE ROYAL GUNPOWDER FACTORY - WALTHAM ABBEY

NUMBER L109	OLD SERIES 119	RCHME NUMBER	N.G.R. TL 37606 01522
----------------	-------------------	--------------	--------------------------

NAME/FUNCTION Prep. Room For Gap Test B/C House SC/BC House	START DATE 1878(rebuilt 1902)	END DATE
--	----------------------------------	----------



<p>CARTOGRAPHIC DEPICTION</p> <p>1865 WASC 900/38 + SUPP5 975 1865 WASC 900/41A 1865 WASC 900/42 1897 WASC 900/53C c1910 WASC 900/65 ; B/C House c1910 WASC 900/79 1917 WASC 900/70 ; B/C House 1917 WASC 900/72 ; 119 1919 WASC 900/74 ; 119 c1920 WASC 900/80 ; 119 1923 WASC 900/84 ; 119 > 1940 WASC 900/91A ; L109 1954 A - B.34 ; L109 c1960 WASC 900/94 ; L109 c1963 WASC 900/97 ; L109 1972 WASC 900/102 ; L109 1972 WASC 900/104 ; L109 1976 WASC 900/113 ; L109</p>	<p>DOCUMENTARY REFERENCES</p> <p>1908 RGPF Ledger WASC 1509 + WASC 1764 ; Blank Cutting House c1925 RGPF Ledger WASC 1680 ; Blank Cutting House c1945 RGPF Ledger WASC 1508 ; Blank Cutting House</p> <p>Plans; L109 B01 - B05 ; Plans and Elevations 1952 to 1966</p> <p>1972 ERDE List ; Test House 1991 Mott McDonald survey 1992 RARDE List ; Prep room for Gas Tap</p>
--	---

<p>PHOTOGRAPHY HISTORIC</p>	<p>PHOTOGRAPHY RCHME 1)206/P/6 From south West</p>
--	---

RELATIONSHIPS WITH OTHER MONUMENTS

ASSOCIATED WITH: RCHM 179

CONDITION Fair

DESCRIPTION

- 1) CONSTRUCTIONAL MATERIAL
Brick
- 2) ROOF MATERIALS AND STRUCTURE
Corrugated Iron
- 3) POWER SOURCE
Steam Electricity
- 4) DIMENSIONS i) L 10.1 ii) W 7.4 iii) HT 5.0
- 5) The building is a single storey structure, rectangular in plan, with gabled ends. It is divided into three bays by brick partition walls 0.5m thick. The north and south elevations are blank except for a klaxon on the south wall. The walls and doors on the west side are inserted. building has three rooms divided by partitions 0.5m thick and has re-used light. the North and South elevations are blank, the South has a Claxton fixed to the wall. To the East is a brick outshot with a single door and window.

THE ROYAL GUNPOWDER FACTORY - WALTHAM ABBEY

NUMBER L110	OLD SERIES L110	RCHME NUMBER	N.G.R. TL 37702 01458
----------------	--------------------	--------------	--------------------------

NAME/FUNCTION Acid Store	START DATE	END DATE
-----------------------------	------------	----------



<p>CARTOGRAPHIC DEPICTION</p> <p>1954 A - B.34 ; L110 c1960 WASC 900/94 ; L110 c1963 WASC 900/97 ; L110 1972 WASC 900/102 ; L110 1972 WASC 900/104 ; L110 1976 WASC 900/113 ; L110</p>	<p>DOCUMENTARY REFERENCES</p> <p>1991 Mott McDonald survey 1992 RARDE List ; Acid Store</p>
--	---

<p>PHOTOGRAPHY HISTORIC</p>	<p>PHOTOGRAPHY RCHME</p> <p>1) 206/D/33 From North West 206/D/34 From South East 206/D/35 Detail of machine bay from North West</p>
------------------------------------	--


<p>RELATIONSHIPS WITH OTHER MONUMENTS</p> <p>CUTS L130</p>

<p>CONDITION Fair</p>

<p>DESCRIPTION</p> <p>5) The store is a roughly built structure set into the southern side of the traverse to L130. It is constructed from iron reinforced concrete beams and reused sandstone blocks with a roof of RSJs with earth over. A pipe 11.5cm in diameter, with a pulley at the end connects this building to L130.</p>

THE ROYAL GUNPOWDER FACTORY - WALTHAM ABBEY

NUMBER L111	OLD SERIES 121	RCHME NUMBER	N.G.R. TL 37615 01511
NAME/FUNCTION Magazine		START DATE 1878	END DATE



<p>CARTOGRAPHIC DEPICTION</p> <p>1865 WASC 900/38 + SUPP5 975 1865 WASC 900/41A 1865 WASC 900/42 1897 WASC 900/53C c1910 WASC 900/65 ; Magazine c1910 WASC 900/79 ; Magazine 1917 WASC 900/70 ; Magazine 1917 WASC 900/72 ; 121 1919 WASC 900/74 ; 121 c1920 WASC 900/80 ; 121 1923 WASC 900/84 ; 121 > 1940 WASC 900/91A ; 121 1954 A - B.34 ; L111 c1960 WASC 900/94 ; L111 c1963 WASC 900/97 ; L111 1972 WASC 900/102 ; L111 1972 WASC 900/104 ; L111 1976 WASC 900/113 ; L111</p>	<p>DOCUMENTARY REFERENCES</p> <p>1908 RGPF Ledger WASC 1509 + WASC 1764 ; Magazine c1925 RGPF Ledger WASC 1680 ; Magazine c1945 RGPF Ledger WASC 1508 ; Magazine 1972 ERDE List ; Waste Hut 1991 Mott McDonald survey 1992 RARDE List</p>
--	---

<p>PHOTOGRAPHY HISTORIC</p>	<p>PHOTOGRAPHY RCHME 1) 206/P/7 From South East</p>
------------------------------------	---

RELATIONSHIPS WITH OTHER MONUMENTS

ASSOCIATED WITH:

CONDITION Poor

DESCRIPTION

- 1) CONSTRUCTIONAL MATERIAL
Brick in English bond
- 2) ROOF MATERIALS AND STRUCTURE
- SHEETING f) CORRUGATED IRON
- 3) POWER SOURCE
-
- 4) DIMENSIONS i) L 3.71m ii) W3.71m iii) HT eave 2.5m
- 5) The magazine has been fired. The magazine is single storeyed and square in plan. The magazine was served through a door on the eastern side by canal, a rotten landing stage remains. On the north elevation is a small cast iron window with a red brick arch over.

THE ROYAL GUNPOWDER FACTORY - WALTHAM ABBEY

NUMBER L112	OLD SERIES	RCHME NUMBER	N.G.R. TL 37805 01191
NAME/FUNCTION Solvent Store		START DATE 1955?	END DATE
NO PHOTOGRAPHY AVAILABLE			
CARTOGRAPHIC DEPICTION 1954 A - B.34 c1960 WASC 900/94 ; L112 c1963 WASC 900/97 ; L112 1972 WASC 900/102 ; L112 1972 WASC 900/104 ; L112 1976 WASC 900/113 ; L112		DOCUMENTARY REFERENCES Plan L112 B01 - 12/12/1955 ; Outbuildings 1972 ERDE List ; Solvent Store 1991 Mott McDonald survey 1992 RARDE List ; Solvent Store	
PHOTOGRAPHY HISTORIC		PHOTOGRAPHY RCHME	
RELATIONSHIPS WITH OTHER MONUMENTS ASSOCIATED WITH: 113, 117, L159, L165			
CONDITION Demolished			
DESCRIPTION 1) CONSTRUCTIONAL MATERIAL Concrete 3) POWER SOURCE Electricity 4) DIMENSIONS i) L 4.12 ii) W 3.53 5) The building has been demolished a concrete floor slab remains with a low concrete sill and slate damp proof course.			

THE ROYAL GUNPOWDER FACTORY - WALTHAM ABBEY

NUMBER L113	OLD SERIES	RCHME NUMBER	N.G.R. TL 37799 01188
NAME/FUNCTION Gas Cylinder Storage Block		START DATE 1955?	END DATE
NO PHOTOGRAPHY AVAILABLE			
CARTOGRAPHIC DEPICTION 1954 A - B.34 c1960 WASC 900/94 ; L113 c1963 WASC 900/97 ; L113 1972 WASC 900/102 ; L113 1972 WASC 900/104 ; L113 1976 WASC 900/113 ; L113		DOCUMENTARY REFERENCES 1972 ERDE List ; Acid Store 1991 Mott McDonald survey 1992 RARDE List ; Gas Cylinder Storage Block	
PHOTOGRAPHY HISTORIC		PHOTOGRAPHY RCHME	
RELATIONSHIPS WITH OTHER MONUMENTS ASSOCIATED WITH: L112, L117, L159, L165			
CONDITION Demolished			
DESCRIPTION 1) CONSTRUCTIONAL MATERIAL Concrete 4) DIMENSIONS i) L 2.75 ii) W 2.4 5) the building has been demolished a concrete floor slab remains with a quarry tile floor. There is a drain in the North West corner.			

THE ROYAL GUNPOWDER FACTORY - WALTHAM ABBEY

NUMBER L114	OLD SERIES 127	RCHME NUMBER	N.G.R. TL 37580 01447
----------------	-------------------	--------------	--------------------------

NAME/FUNCTION Magazine Laboratory Magazine Laboratory Explosive Magazine	START DATE 1899	END DATE
---	--------------------	----------



<p>CARTOGRAPHIC DEPICTION</p> <p>c1910 WASC 900/65 ; Laboratory Magazine c1910 WASC 900/79 ; Laboratory Magazine 1917 WASC 900/70 ; Laboratory Magazine 1917 WASC 900/72 ; 127 1919 WASC 900/74 ; 127 c1920 WASC 900/80 ; Laboratory Magazine 1923 WASC 900/84 ; 127 >1940 WASC 900/91A ; L114 1954 A - B.34 ; L114 c1960 WASC 900/94 ; L114 c1963 WASC 900/97 ; L114 1972 WASC 900/102 ; L114 1972 WASC 900/104 ; L114 1976 WASC 900/113 ; L114</p>	<p>DOCUMENTARY REFERENCES</p> <p>1908 RGPF Ledger WASC 1509 + WASC 1764 ; Laboratory Magazine c1925 RGPF Ledger WASC 1680 ; Laboratory Magazine c1945 RGPF Ledger WASC 1508 ; Laboratory Magazine Plan; L114 B01 - 17/12/1982 ; Electrical Heating Layout 1972 ERDE List ; Magazine 1991 Mott McDonald survey 1992 RARDE List ; Magazine</p>
---	---

<p>PHOTOGRAPHY HISTORIC WASC 989/2 Lab Magazine & Photographic House Supply 5/861 (Photo No. 280), (Neg No. C/88) RCHME Neg No. BB92/16724 ; Photo House and Lab. Magazine April 1912</p>	<p>PHOTOGRAPHY RCHME 1) 206/C/5 From South 206/C/6 From South with door open</p>
---	--

<p>RELATIONSHIPS WITH OTHER MONUMENTS</p> <p>ASSOCIATED WITH: L115, L116, L190</p>

<p>CONDITION Good</p>

DESCRIPTION

1) CONSTRUCTIONAL MATERIAL

Brick in English Bond

2) ROOF MATERIALS AND STRUCTURE

Felt


3) POWER SOURCE

Steam Electricity


4) DIMENSIONS i) L 3.4 ii) W 4.6 iii) HT 3.3

5) The magazine is a single storey building, rectangular in plan, with gabled ends. It was entered through a small porch on the southern side protected by an inner and outer door. On the northern elevation is a small blocked window and a vent. On the inner door is a red sign that reads 'Explosives 250lb -- not to exceed 50lb'.

THE ROYAL GUNPOWDER FACTORY - WALTHAM ABBEY

NUMBER L115	OLD SERIES	RCHME NUMBER	N.G.R. TL 37589 01435
NAME/FUNCTION Air Raid Shelter Explosives Test House		START DATE 1940	END DATE
			
<p>CARTOGRAPHIC DEPICTION</p> <p>> 1940 WASC 900/91A ; L115 1954 A - B.34 ; L115 c1960 WASC 900/94 ; L115 c1963 WASC 900/97 ; L115 1972 WASC 900/102 ; L115 1972 WASC 900/104 ; L115 1976 WASC 900/113 ; L115</p>		<p>DOCUMENTARY REFERENCES</p> <p>Plan; L115 B01 - 22/8/1957 ; Prep, Conversion to House Irradiating Source</p> <p>1972 ERDE List ; Cobalt 60 source 1991 Mott McDonald survey 1992 RARDE List ; Explosives Test House</p>	
<p>PHOTOGRAPHY HISTORIC</p>		<p>PHOTOGRAPHY RCHME 1) 206/C/4 From South West</p>	
<p>RELATIONSHIPS WITH OTHER MONUMENTS</p> <p>ASSOCIATED WITH: L114, L116, L190</p>			
<p>CONDITION Fair</p>			
<p>DESCRIPTION Concrete</p> <p>2) ROOF MATERIALS AND STRUCTURE Concrete slab</p> <p>4) DIMENSIONS i) L 9.31 ii) W 5.3 iii) HT 2.33</p> <p>5) The shelter is a single storey building and has a U shaped plan. The shelter was entered through two doors at either end of the western side. Later conversion of the shelter has entailed the cutting of roof lights. The interior is fitted with red and white lights and is lined with polyester tiles. A small crane is attached to the western wall.</p>			

THE ROYAL GUNPOWDER FACTORY - WALTHAM ABBEY

NUMBER L116	OLD SERIES 131	RCHME NUMBER	N.G.R. TL 37585 01422
NAME/FUNCTION Heating Trials		START DATE 1918	END DATE
			
CARTOGRAPHIC DEPICTION 1923 WASC 900/84 ; 131 > 1940 WASC 900/91A ; L116 1954 A - B.34 ; L116 c1960 WASC 900/94 ; L116 c1963 WASC 900/97 ; L116 1972 WASC 900/102 ; L116 1972 WASC 900/104 ; L116 1976 WASC 900/113 ; L116		DOCUMENTARY REFERENCES Plan; L116 B01 - 21/4/1961 ; Conversion to Stability House 1972 ERDE List ; Heating Trials 1991 Mott McDonald survey 1992 RARDE List ; Heating Trials	
PHOTOGRAPHY HISTORIC Supply 5/861 (Photo No. 280), (Neg No. C/88) RCHME Neg No. BB92/16724 ; Photo House and Lab. Magazine April 1912 WASC 989/2 Lab Magazine & Photographic House		PHOTOGRAPHY RCHME 1) 206/C/3 From South West	
RELATIONSHIPS WITH OTHER MONUMENTS ASSOCIATED WITH: L114, L115			
CONDITION Fair			
DESCRIPTION 1) CONSTRUCTIONAL MATERIAL Brick in English Bond 2) ROOF MATERIALS AND STRUCTURE Slate to North Glass light 3) POWER SOURCE Steam Electricity 4) DIMENSIONS i) L 5.35 ii) W 5.35 iii) HT 4.2 5) The building is a single storey with a gable at either end. The building was entered through double doors on the west side, inside are two rooms the southern one unlit. Attached to the eastern elevation is a small blocked window and a small outshot with a single door. The South elevation is blank.			

THE ROYAL GUNPOWDER FACTORY - WALTHAM ABBEY

NUMBER L117	OLD SERIES	RCHME NUMBER	N.G.R. 37809 01178
----------------	------------	--------------	-----------------------

NAME/FUNCTION Locker Magazine	START DATE 1956	END DATE 198?
----------------------------------	--------------------	------------------



CARTOGRAPHIC DEPICTION

c1960 WASC 900/94 ; L117
 c1963 WASC 900/97 ; L117
 1972 WASC 900/102 ; L117
 1972 WASC 900/104 ; L117
 1976 WASC 900/113 ; L117

DOCUMENTARY REFERENCES

Plans;
 L117 B01 - B03 ; Plans and Elevations 1956
 1972 ERDE List ; Locker Magazine
 1991 Mott McDonald survey
 1992 RARDE List ; Locker Magazine

PHOTOGRAPHY HISTORIC

PHOTOGRAPHY
 RCHME
 1)206/P/10 from West

RELATIONSHIPS WITH OTHER MONUMENTS


ASSOCIATED WITH: L112, L113, L159, L165

CONDITION Poor fired

DESCRIPTION

- 1) CONSTRUCTIONAL MATERIAL
Brick in English Bond
- 2) ROOF MATERIALS AND STRUCTURE
Corrugated Iron
- 3) POWER SOURCE
Electricity
- 4) DIMENSIONS i) L 10.0 ii) W 2.61
- 5) The building has been fire and is now roofless. The building is a single storey and is rectangular in plan. The building was entered through two doors at either end of the north side. Within the magazine were four lockers along the northern side. A sign on the east wall reads 'L117 NP4 DIVISION'. The building has been fired.

THE ROYAL GUNPOWDER FACTORY - WALTHAM ABBEY

NUMBER L118	OLD SERIES	RCHME NUMBER	N.G.R. TL 37586 01394
NAME/FUNCTION Preparation Room		START DATE 1941	END DATE
			
CARTOGRAPHIC DEPICTION > 1940 WASC 900/91A ; L118 1954 A - B.34 ; L118 c1960 WASC 900/94 ; L118 c1963 WASC 900/97 ; L118 1972 WASC 900/102 ; L118 1972 WASC 900/104 ; L118 1976 WASC 900/113 ; L118		DOCUMENTARY REFERENCES Plan; L118 B01 - 1941 ; General Layout 1972 ERDE List ; Preparation Room 1991 Mott McDonald survey 1992 RARDE List ; Preparation Room	
PHOTOGRAPHY HISTORIC		PHOTOGRAPHY RCHME 1) 206/C/2 From West	
RELATIONSHIPS WITH OTHER MONUMENTS ASSOCIATED WITH: L119?			
CONDITION Fair			
DESCRIPTION 1) CONSTRUCTIONAL MATERIAL Asbestos Sheet and Timber Frame 2) ROOF MATERIALS AND STRUCTURE Corrugated Asbestos 3) POWER SOURCE Steam Electricity 4) DIMENSIONS i) L 3.9 ii) W 3.28 iii) HT 2.54 5) The building is a single storey, rectangular in plan, constructed from a timber frame covered by sheet asbestos. It was entered through a single door on the west side and lit by two windows on the north wall. On the south wall are two small Gauzed covered vents.			

THE ROYAL GUNPOWDER FACTORY - WALTHAM ABBEY

NUMBER L119	OLD SERIES 144A	RCHME NUMBER	N.G.R. TL 37578 01381
----------------	--------------------	--------------	--------------------------

NAME/FUNCTION Heat Test Room	START DATE 1918?	END DATE
---------------------------------	---------------------	----------



CARTOGRAPHIC DEPICTION

1917 WASC 900/70 ; Heat Test Room
 1917 WASC 900/72 ; 144a
 1919 WASC 900/74 ; 144a
 c1920 WASC 900/80 ; 144a
 1923 WASC 900/84 ; 144a
 > 1940 WASC 900/91A ; L119
 1954 A - B.34 ; L119
 c1960 WASC 900/94 ; L119
 c1963 WASC 900/97 ; L119
 1972 WASC 900/102 ; L119
 1972 WASC 900/104 ; L119
 1976 WASC 900/113 ; L119

DOCUMENTARY REFERENCES

Plan;
 L119 B01 - 13/10/1950 ; Alterations, General Layout
 1972 ERDE List ; Heat Test Room
 1991 Mott McDonald survey
 1992 RARDE List ; Heat Test Room

PHOTOGRAPHY
 HISTORIC
 WASC 989/1 Main Lab

PHOTOGRAPHY
 RCHME
 1) 206/P/8 from South West


RELATIONSHIPS WITH OTHER MONUMENTS
 ASSOCIATED WITH: L118?

CONDITION Fair


DESCRIPTION

- 1) CONSTRUCTIONAL MATERIAL
Rendered Brick
- 2) ROOF MATERIALS AND STRUCTURE
Slate
- 3) POWER SOURCE
Steam Electricity
- 4) DIMENSIONS i) L 9.1 ii) W 6.6 iii) HT 5.0
- 5) The building is a single storey and has a rectangular plan with gabled ends. The floor is raised and the building is entered through two raised doors on the west side and a single raised door on the east side. There are two windows on all the elevations except the eastern where there are three.


THE ROYAL GUNPOWDER FACTORY - WALTHAM ABBEY

NUMBER L120	OLD SERIES 144B	RCHME NUMBER	N.G.R. TL 37588 01383
NAME/FUNCTION Solvent Store Silvered Vessel House		START DATE 1914-18 (rebuilt) 1960	END DATE 1960
			
CARTOGRAPHIC DEPICTION c1910 WASC 900/65 ; Silvered Vessel House c1910 WASC 900/79 ; Silvered Vessel House 1917 WASC 900/70 ; 144b 1917 WASC 900/72 ; 144b 1919 WASC 900/74 ; 144b c1920 WASC 900/80 ; 144b 1923 WASC 900/84 ; 144b > 1940 WASC 900/91A ; L120 1954 A - B.34 ; L120 c1960 WASC 900/94 ; L120 c1963 WASC 900/97 ; L120 1972 WASC 900/102 ; L120 1972 WASC 900/104 ; L120 1976 WASC 900/113 ; L120		DOCUMENTARY REFERENCES c1925 RGPF Ledger WASC 1680 ; Silvered Vessel House c1945 RGPF Ledger WASC 1508 ; Silvered Vessel House Plans; L120 B01,B02 ; Plans and Elevations 1960 1972 ERDE List ; Solvent Store 1991 Mott McDonald survey 1992 RARDE List ; Solvent Store	
PHOTOGRAPHY HISTORIC		PHOTOGRAPHY RCHME 1)206/F/37 From South West	
RELATIONSHIPS WITH OTHER MONUMENTS ASSOCIATED WITH:			
CONDITION Fair			
DESCRIPTION 1) CONSTRUCTIONAL MATERIAL Brick 2) ROOF MATERIALS AND STRUCTURE Corrugated Asbestos 3) POWER SOURCE Electricity 4) DIMENSIONS i) L 5.4 ii) W 2.55 ii) HT 2.5 5) The store is a single storey structure, rectangular in plan, with gabled ends. The north and south walls incorporate earthenware drain pipes to act as vents. In the eastern wall are two vents. The store was entered through a double grilled door on the west side. Store to the West double doors with grills.			

THE ROYAL GUNPOWDER FACTORY - WALTHAM ABBEY

NUMBER L121	OLD SERIES	RCHME NUMBER	N.G.R. TL 37393 01376
NAME/FUNCTION Toilet & Store		START DATE 1952	END DATE
			
CARTOGRAPHIC DEPICTION > 1940 WASC 900/91A ; L121 1954 A - B.34 ; L121 c1960 WASC 900/94 ; L121 c1963 WASC 900/97 ; L121 1972 WASC 900/102 ; L121 1972 WASC 900/104 ; L121 1976 WASC 900/113 ; L121		DOCUMENTARY REFERENCES Plans; L121 B01,B02 ; Plans and Elevations 1952 1972 ERDE List ; Toilet and Store 1991 Mott McDonald survey 1992 RARDE List ; Toilet and Store	
PHOTOGRAPHY HISTORIC		PHOTOGRAPHY RCHME 1) 206/F/34 From South East	
RELATIONSHIPS WITH OTHER MONUMENTS ASSOCIATED WITH: L122			
CONDITION Good			
DESCRIPTION 1) CONSTRUCTIONAL MATERIAL Brick 2) ROOF MATERIALS AND STRUCTURE Corrugated Asbestos 3) POWER SOURCE Electricity 4) DIMENSIONS i) L 7.9 ii) W 5.9 iii) HT 4.3 5) The toilet block is a single storey with a rectangular plan.			

THE ROYAL GUNPOWDER FACTORY - WALTHAM ABBEY

NUMBER L122	OLD SERIES 144	RCHME NUMBER	N.G.R. TL 37584 01364
NAME/FUNCTION Main Laboratory Managers Office & Laboratory		START DATE 1897 extended 1902	END DATE
			
CARTOGRAPHIC DEPICTION 1897 WASC 900/53C c1910 WASC 900/65 ; Managers office and Laboratory c1910 WASC 900/79 ; Managers office and Laboratory 1917 WASC 900/70 ; Main Laboratory 1917 WASC 900/72 ; 144 1919 WASC 900/74 ; 144 c1920 WASC 900/80 ; 144 1923 WASC 900/84 ; 144 > 1940 WASC 900/91A ; L122 1954 A - B.34 ; L122 c1960 WASC 900/94 ; L122 c1963 WASC 900/97 ; L122 1972 WASC 900/102 ; L122 1972 WASC 900/104 ; L122 1976 WASC 900/113 ; L122		DOCUMENTARY REFERENCES Plans; L122 B01-B22 ; Plans and Elevations 1918 to 1963 1908 RGPF Ledger WASC 1509 + WASC 1764 ; Managers office and Lab c1925 RGPF Ledger WASC 1680 ; Managers office and Lab c1945 RGPF Ledger WASC 1508 ; Managers office and Lab 1972 ERDE List ; Main Lab 1991 Mott McDonald survey 1992 RARDE List ; Main Lab	
PHOTOGRAPHY HISTORIC WASC 989/1 Main Lab		PHOTOGRAPHY RCHME 1) 206/F/35 From South East 206/F/36 From South West 2) BB92/26102 From South East BB92/26103 From North West	
RELATIONSHIPS WITH OTHER MONUMENTS ASSOCIATED WITH: L121			
CONDITION Good			

DESCRIPTION

- 1) CONSTRUCTIONAL MATERIAL
Timber frame Brick infill upper storey cement rendered
- 2) ROOF MATERIALS AND STRUCTURE
Slate
- 3) POWER SOURCE
Steam Electricity
- 4) DIMENSIONS i) L 19.3 ii) W 8.1 iii) HT Eave 7.6
- 5) Date Stone 1902-3

See attached RCHME Threatened Buildings Section report.

ROYAL COMMISSION ON THE HISTORICAL MONUMENTS OF ENGLAND

**MOD Building No. L122
Manager's Office and Laboratory
The Royal Gunpowder Factory
Waltham Abbey
Essex**

**NBR No: 91454
NGR: TL37584 01364**

This two-storeyed building has a rectangular plan and is constructed of wood-framing with red brick infill. First built in 1897, it was extended to the south in 1902-3.


Fitted throughout with benches and gas pipes, it has always functioned as a Laboratory. There was a Manager's Office on the ground floor.

-oo0oo-

THE ROYAL GUNPOWDER FACTORY - WALTHAM ABBEY

NUMBER L125	OLD SERIES	RCHME NUMBER	N.G.R. TL 37610 01369
----------------	------------	--------------	--------------------------

NAME/FUNCTION Electrical Store	START DATE 195?	END DATE
-----------------------------------	--------------------	----------



<p>CARTOGRAPHIC DEPICTION</p> <p>> 1940 WASC 900/91A ; L125 1954 A - B.34 ; L125 c1960 WASC 900/94 ; L125 c1963 WASC 900/97 ; L125 1972 WASC 900/102 ; L125 1972 WASC 900/104 ; L125 1976 WASC 900/113 ; L125</p>	<p>DOCUMENTARY REFERENCES</p> <p>1972 ERDE List ; Electrical Store 1991 Mott McDonald survey 1992 RARDE List ; Electrical Store</p>
--	---

<p>PHOTOGRAPHY HISTORIC</p>	<p>PHOTOGRAPHY RCHME 1) 206/P/9 From South West</p>
--	--

<p>RELATIONSHIPS WITH OTHER MONUMENTS</p> <p>ASSOCIATED WITH: L122</p>

<p>CONDITION Good</p>

<p>DESCRIPTION</p> <ol style="list-style-type: none"> 1) CONSTRUCTIONAL MATERIAL Brick 2) ROOF MATERIALS AND STRUCTURE Concrete Slab 3) POWER SOURCE Steam Electricity 4) DIMENSIONS i) L 2.26 ii) W 2.26 iii) HT 2.30 5) The small single storey store has a square plan. There is a single door on the north wall. It is protected by a lightning conductor.

