

On Her Majesty's Service

WASC 296
WANBD 8

2 POSTAGE
PAID
PHQ 334

WANBD 8
In WANBD Museum
Drawer
Saturday Magazine

1975

~~Copy 2150~~

DIAGRAM - SAILING BARGE
"LADY OF THE LEA" LAST
WOODEN SAILING BARGE
BUILT

WASC 0296

WAI 0494

WAN 08 8

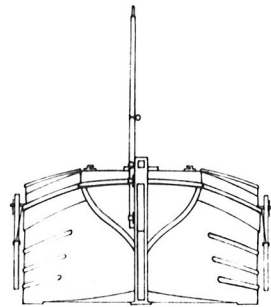
HN 293

1975

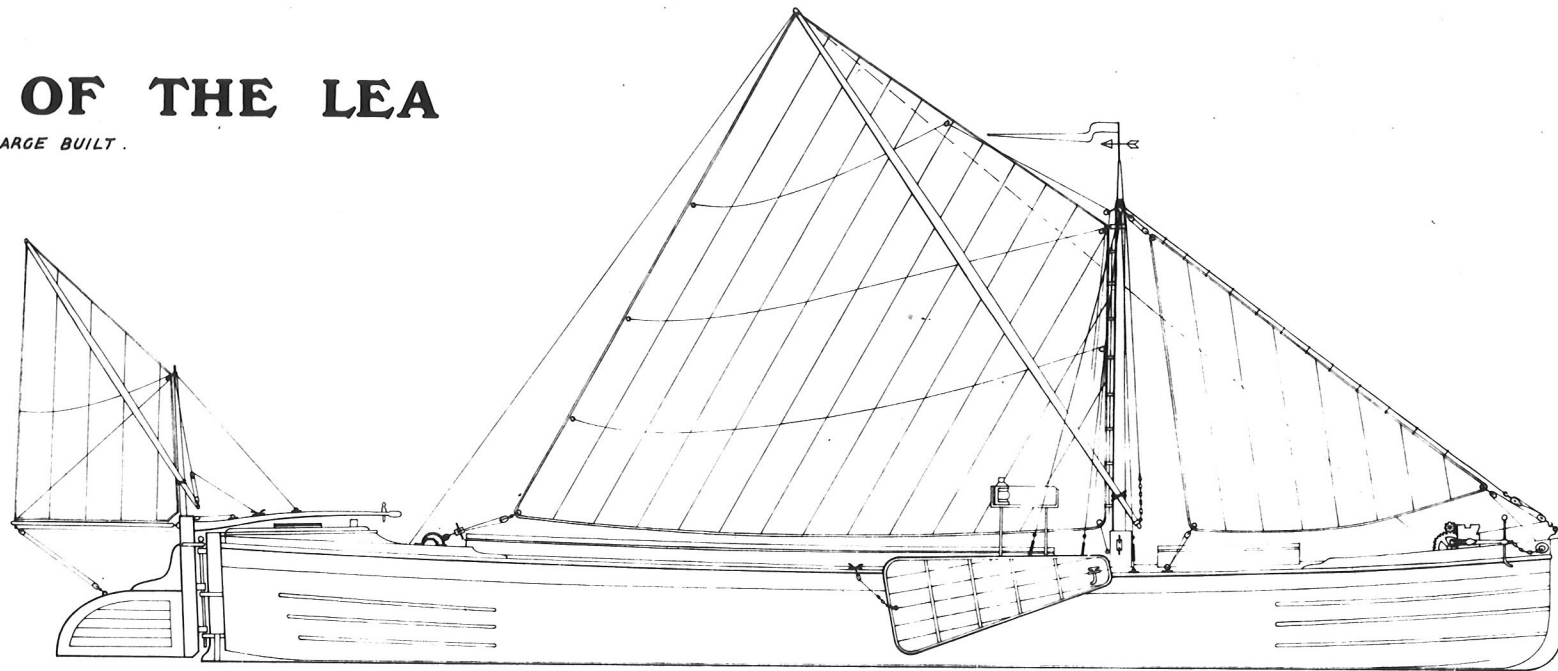
DIAGRAM - SAILING
BARGE "LADY OF
THE LEA" LAST
WOODEN SAILING
BARGE BUILT.

s/b LADY OF THE LEA

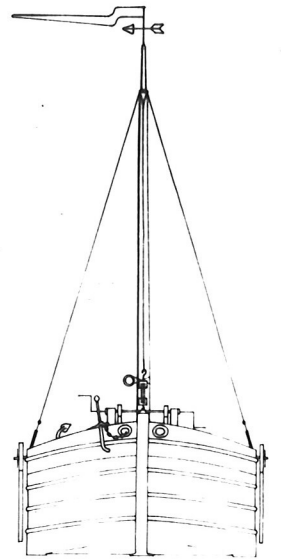
THE LAST WOODEN SAILING BARGE BUILT.



Stern Elevation



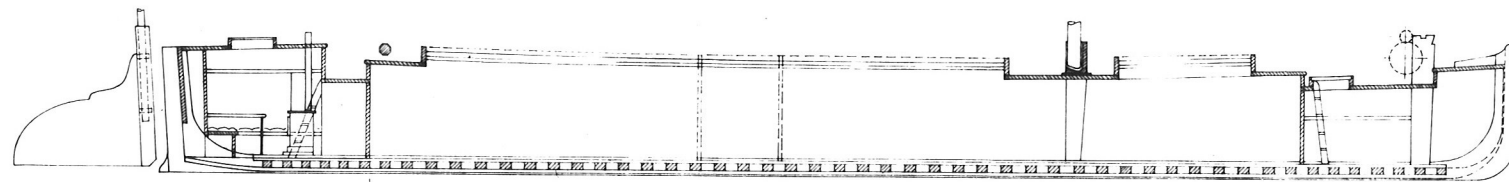
Starboard Elevation and Sail Plan



Bow Elevation

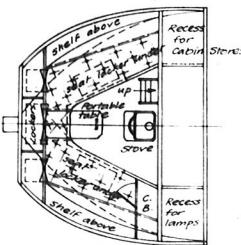


Midship Section

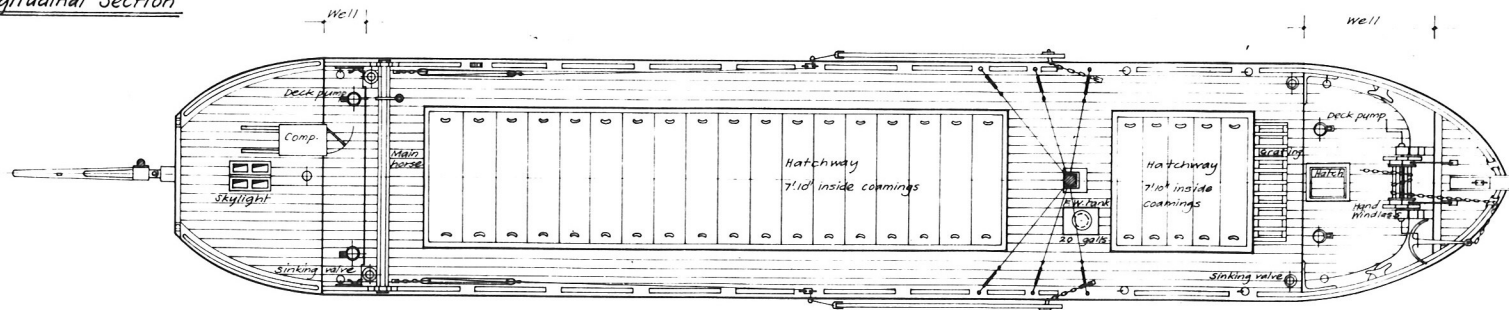


Longitudinal Section

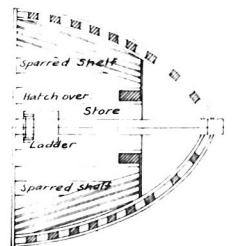
Built by Hyam and Oliver, Rotherhithe in 1931 for H.M. War Department Service at Waltham Abbey and Woolwich Arsenal.



Cabin Plan



Deck Plan



Forecastle Plan

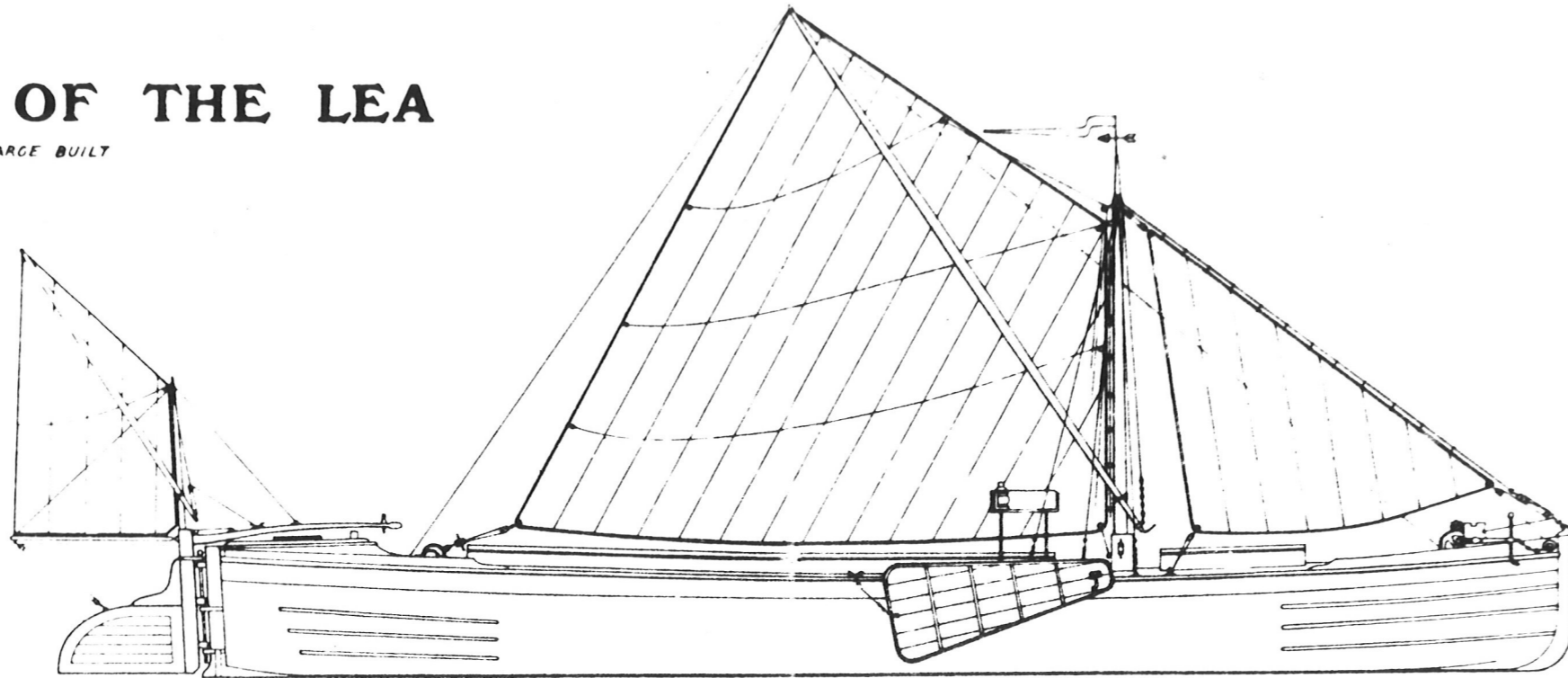
DIMENSIONS		FT.	INS.
LENGTH	extreme, stem to stern	72	0
BREADTH	at gunwale outside plank	13	0
DEPTH	bottom of keel to top of deck at side amidships	4	9




DRAWN BY PETER FERGUSON
From photographs of the original builder's plan and the barge after conversion to a house barge.
LADY OF THE LEA © P.G. FERGUSON 1975

s/b LADY OF THE LEA

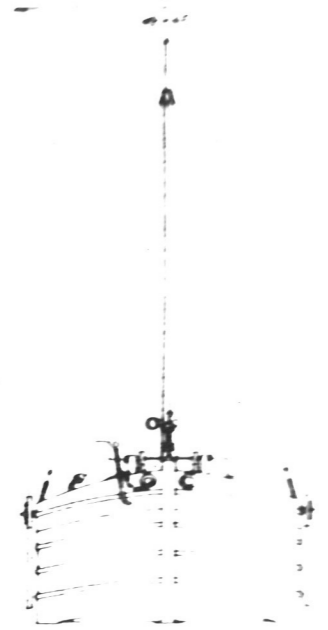
THE LAST WOODEN SAILING BARGE BUILT



Starboard Elevation and Sail Plan



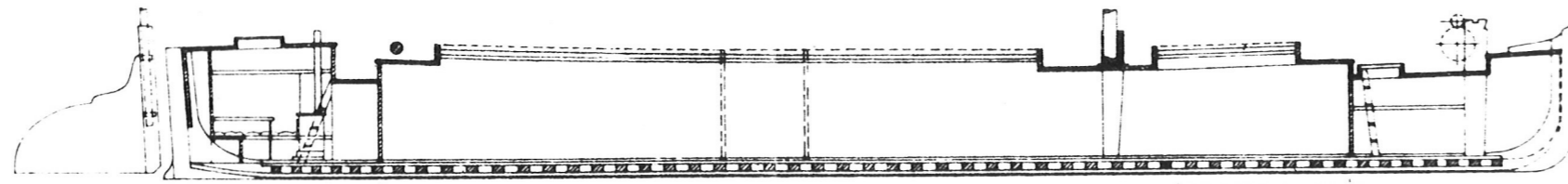
Stern Elevation



Bow Elevation

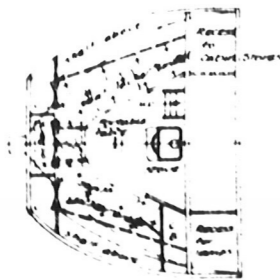


Midship Section

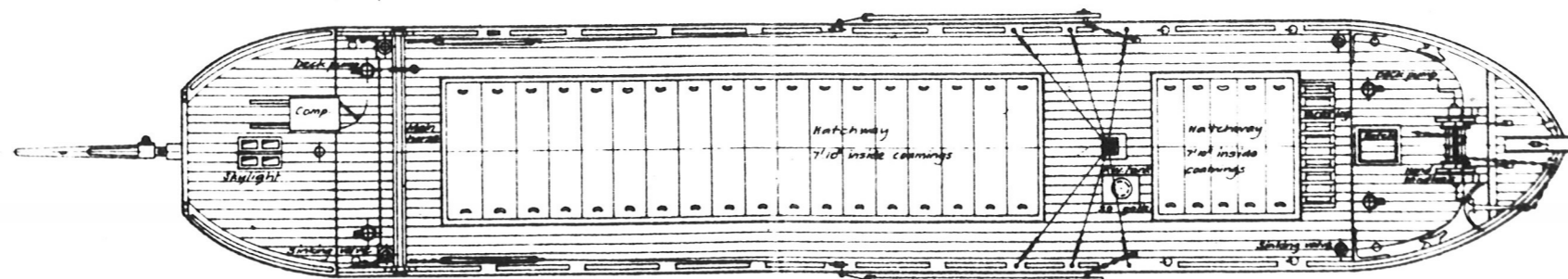


Longitudinal Section

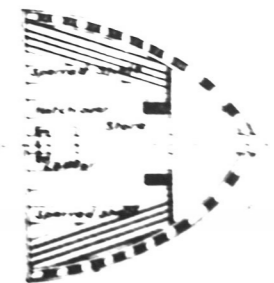
Built by Hyam and Oliver, Rotherhithe in 1931 for H.M. War Department Service at Waltham Abbey and Woolwich Arsenal



Cabin Plan



Deck Plan



Forecastle Plan

DIMENSIONS		FT.	INS.
LENGTH	extreme, stem to stern	72	0
BREADTH	at gunwale outside plank	13	0
DEPTH	bottom of keel to top of deck at side amidships	4	9



DRAWN BY PETER FERGUSON
From photographs of the original barge plan and the barge after conversion to a house barge
LADY OF THE LEA © P. FERGUSON 1978